创全球知名品牌　建国际卓越企业

A Global Famous Brand
An International Excellent Enterprise

苏州希瑞格机器人科技有限公司
SUZHOU CRG ROBOTICS TECHNOLOGY CO., LTD.
地址：昆山市周市镇横长泾路 581 号铱工场科创产业园 3 号房
Add:No 3 , Yigongchang Technology & Innovation Industrial Park , NO.581 Hengjin Road, Kunshan
国内业务
联系人 (Attn): 张小泉
电话 (Mob):+86 18900692139
邮箱 (Email):timi_zhang@crg-eoat.com
网站 (Web):https://www.crg-eoat.com
海外业务
联系人 (Attn):Terry Pan
电话 (Mob):+86 18900692122
邮箱 (Email):info@crg-eoat.com
网站 (Web):https://crgeoat.com

武汉易欧特智能制造有限公司
WUHAN EOAT INTELLIGENT MANUFACTURING CO., LTD.
地址：湖北省武汉市东湖新技术开发区黄龙山东路 5 号
Add:In Fenglian Management Institute,No.5 Huanglong East Road,East Lake New Technology Development Zone,Wuhan,Hubei China
联系人 (Attn): 闵先生
电话 (Mob): +86 13477053379/+86 18900692135

CRG 宁波办事处
地址：宁波市北仑区小港街道普顺路 26 号 1815 室
Add:Room 1815, No. 26 ,Pushun Road, Xiaogang street, Beilun District, Ningbo,China
联系人 (Attn): 陈先生
电话 (Mob):+86 18921977827

CRG 东莞办事处
联系人 (Attn): 骆先生
电话 (Mob):+86 18900691896
联系人 (Attn): 刘先生
电话 (Mob):+86 18900692123

CRG 青岛办事处
联系人 (Attn): 崔先生
电话 (Mob):+86 18900698037

www.crg-eoat.com

因产品改良等原因，规格及外观有所改变时，恕不另行通知，敬请包涵。
All stated here is subject to change without advance notice.

CN(EN)2404

5.1

CRG
End-Of-Arm-Tooling
机器人末端工装夹具 -EOAT

复杂夹具　轻松组建

COMPLEX GRIPPER　FLEXIBLE ASSEMBLY

2024 产品目录

PRODUCT CATALOGUE

机器人末瑞工具

END OF ARM TOOLING

苏州希瑞格机器人科技有限公司
SUZHOU CRG ROBOTICS TECHNOLOGY CO.,LTD.

COMPANY INTRODUCTION

企业简介

CRG 是一家致力于机器人、机械手末端组件夹具（EOAT）设计开发、销售及服务于一体的高新技术企业。主要产品有夹取、吸取、剪切、快换等产品，已在汽车、包装、家电、食品、医疗、3C 等行业广泛使用。它们像安装套件一样，可以组合在一起，它为您提供了无限构造的可能性，轻松构建自己的定制机器人末端工具。

CRG is a high-tech enterprise dedicated to the design, development, sales and service of robot and manipulator end assembly fixture (EOAT). The main products are gripping, absorbing, cutting, quick change and other products, has been widely used in automotive, packaging, home appliances, food, medical, 3C and other industries. They can be put together like an installation kit, and it gives you infinite construction possibilities to easily build your robotic grippers.

创新
INNOVATION

模块化设计，自由组建
Modular design, free assembly

技术积累
TECHNOLOGY ACCUMULATION

1W+ 套应用案例
3000+ 夹具配件供应
1W+ sets of application cases
3000+ fixture accessories available

安全可靠
SAFE AND RELIABLE

品质工厂 质量可靠
Quality Factory quality is reliable

历程 企业发展 稳固发展

DEVELOPMENT HISTORY

2009

昆山市永邦自动化设备有限公司成立
Kunshan YYB Automation Equipment Co., Ltd. was established
引进国际上先进生产设备，建立加工生产线
Introduce international advanced production equipment and establish a processing line

2016

苏州希瑞格机器人科技有限公司成立
Suzhou CRG Robotics Technology Co., Ltd. was established
获得高新技术企业认证
Obtained high-tech enterprise certification
取得 ISO、IATF 16949 等质量体系认证
Obtained ISO, IATF 16949 and other quality system certifications

2017

设立研发中心，建立实验室
Set up R & D center and laboratory
与海天达成战略合作
Strategic cooperation with Haitian
建立海外代理商
Establish overseas agents

2019

机器人自动快换产品上市
Robot automatic quick change product launch

2020

投资成立苏州希埃姆智能制造有限公司
Invested in Suzhou Xiaimu Intelligent Manufacturing Co., Ltd
投资成立武汉易欧特智能制造有限公司
Invested in the establishment of Wuhan EOAT Intelligent Manufacturing Co.,LTD
成立宁波办事处
Set up Ningbo Office

2022

成立青岛办事处、芜湖办事处、东莞办事处
Set up Qingdao, Wuhu, Dongguan offices
生产线自动化智能化升级改造，提升产能
Automate and intelligently upgrade the production line, and increase production capacity



2023

获得欧盟 CE 认证
Obtained European Union CE certification
推出负载 800kg 自动快换及气电快插模块
Automatic quick change and gas and power quick plug modules with a load of 800kg are introduced

企业文化

CORPORATE CULTURE

发展使命 / Mission

为客户提供有效的解决方案，共创！ 共赢！ 共享！

To provide customers with effective solutions and create together! Win win! Share!

企业愿景 / Vision

创全球知名品牌，建国际卓越企业！

To create a global famous brand and build an international excellent enterprise!

经营理念 / Operation Concept

简单的事情重复做，重复的事情用心做！

Repeating simple things , Repeating what you do attentively!



服务在心 客户在手

Serve customers from heart.

高度敏锐 放眼未来

Start from future with sensative mind.

使命必达 全力以赴

Do all best to achieve target.

团队合作 不屈不挠

Work together and never give up.

勇于尝试 敢于变革

Think out of box and open to any possibilities.

BUSINESS SCOPE

业务范围

立足中国　服务全球

Base in China　Service the world

CRG 业务涵盖机器人集成应用、自动化设备和机器人末端工具，
产品远销全球 100 多个国家和地区。

CRG's business covers robot integration applications, automation equipment and robot end tools, and its products are exported to more than 100 countries and regions around the world.

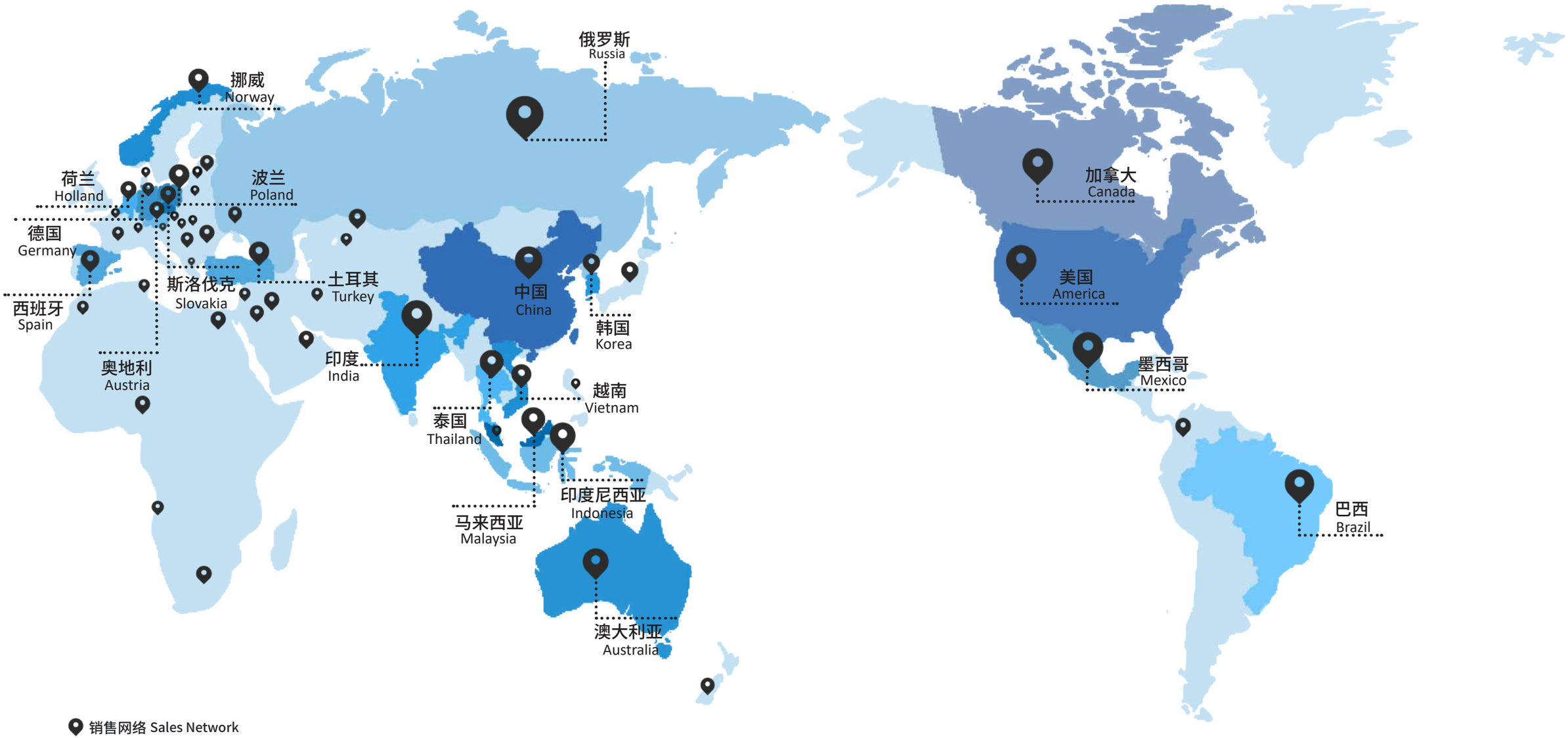

TYPICAL CASE

典型案例

汽车 A 柱取出治具案例
Automotive A-pillar take out fixture case

产品描述：

1. 案例展示产品为一模二穴，四个料头。
2. 案例展示的产品主要采用真空吸附产品，GR20 系列水口夹具取出料头。
3. 案例展示治具使用了方形手动快换，以达到快速更换的目的。

Product description:
1. Case display products for one mold with two cavities, four sprues.
2. The products displayed in the case mainly use vacuum adsorption products, GR20 series sprue gripper to remove the sprues.
3. The case shows that the fixture uses a square manual quick change to achieve the purpose of quick changing.



汽车 B 柱取出挂布治具案例
Automotive B-Pillar removal cloth fixture case

产品描述：

1. 案例展示产品为一模二穴，无料头。
2. 案例展示的产品采用真空吸附取出，无纺布采用 GN 针爪埋入。
3. 案例展示治具使用了方形手动快换，以达到快速更换的目的。

Product description:
1. Case display products for one mold with two cavities, no sprues.
2. The products displayed in the case are taken out by vacuum adsorption, and the non-woven fabric is embedded by GN needle claw.
3. The case shows that the fixture uses a manual insert plate quick change to achieve the purpose of quick changing.

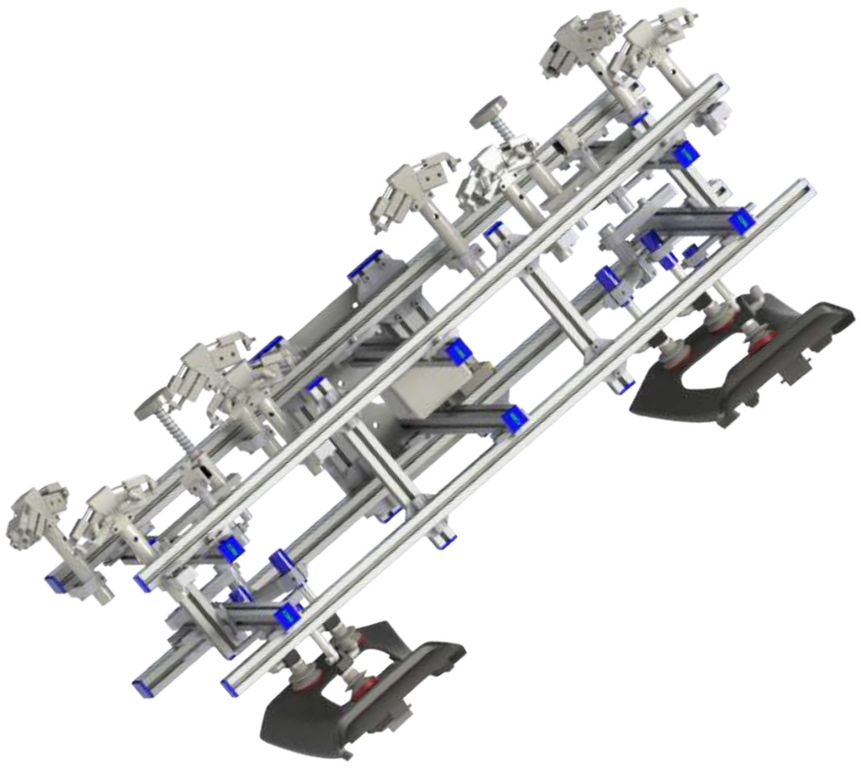

汽车 CD 柱手动挂布 + 取出治具案例
Automotive CD pillar manually hanging cloth & take out fixture case

产品描述：

1. 案例产品展示为一模四穴，无料头。
2. 案例展示的产品主要采用真空吸附取出，挂布使用 GNS 手动挂布针爪。
3. 案例展示治具使用了 QCA 快换，可实现治具的全自动更换。

Product description:
1.Case product display as one mold with four cavities, no sprues.
2.The products displayed in the case are mainly taken out by vacuum adsorption, and the hanging cloth is hung by GNS manual needle claw.
3. The case shows that the fixture uses QCA quick change, which can realize the automatic replacement of the fixture



汽车 CD 柱取出治具案例
Automotive CD pillar take out fixture case

产品描述：

1. 案例展示产品为一模四穴，无料头。
2. 案例展示的产品主要采用真空吸附产品。
3. 案例展示治具使用了方形手动快换，以达到快速更换的目的。

Product description:
1.The case shows that the product is one mold with four cavities and no sprues.
2. The products displayed in the case mainly use vacuum adsorption products.
3. The case shows that the fixture uses a square manual quick change to achieve the purpose of quick changing.



汽车中格栅取出治具案例
Automotive center grill take out fixture case

产品描述：

1. 案例展示产品为一模一穴，无料头。
2. 案例展示的产品主要采用推出吸附为主，气动拨指为辅的取出方式。
3. 案例展示治具使用了方形手动快换，以达到快速更换的目的。

Product description:
1. Case show product for one mold with one cavity, no sprues.
2. The products displayed in the case mainly use the introduction of adsorption, pneumatic finger-assisted extraction method.
3. The case shows that the fixture uses a square manual quick change to achieve the purpose of quick changing.



汽车除霜格栅取出治具案例
Automotive defroster grille take out fixture case

产品描述：

1. 案例展示产品为一模一穴，无料头。
2. 案例展示的产品主要采用拨指为主，真空吸附为辅的取出方式。
3. 案例展示治具使用了自动快换，以达到快速更换的目的。

Product description:
1.The case shows that the product is one mold with one cavity, no sprues.
2.The products displayed in the case mainly use the finger gripper, vacuum adsorption as a supplementary way to remove.
3. The case shows that the fixture uses automatic quick change to achieve the purpose of quick changing.



汽车前保险杠下格栅取出治具案例
Automobile front bumper lower grill removal fixture case

产品描述：

1. 案例展示产品为一模两穴，无料头。
2. 案例展示的产品主要采用拨指为主，真空吸附为辅的取出方式。
3. 案例展示治具使用了自动快换，以达到快速更换的目的。

Product description:
1. The case shows that the product is one mold with two cavities and no sprues.
2. The products displayed in the case mainly use the finger gripper, vacuum adsorption as a supplementary way to remove.
3. The case shows that the fixture uses automatic quick change to achieve the purpose of quick changing.



汽车前保险杠下格栅取出治具案例
Automobile front bumper lower grill removal fixture case

产品描述：

1. 案例展示产品为一模一穴，无料头。
2. 案例展示的产品主要采用拨指为主，真空吸附为辅的取出方式。
3. 案例展示治具使用了 QC 手动快换，以达到快速更换的目的。

Product description:
1. Case show product for one mold with one cavity, no sprues.
2.The products displayed in the case mainly use the finger gripper, vacuum adsorption as a supplementary way to remove.
3. The case shows that the fixture uses QC manual quick change to achieve the purpose of quick replacement.

汽车前保险杠左右下格栅取出治具案例
Automobile front bumper left and right lower grill removal fixture case

产品描述：

1. 案例展示产品为一模两穴，无料头。
2. 案例展示的产品主要采用拨指为主，真空吸附为辅的取出方式。
3. 案例展示治具使用了自动快换，以达到快速更换的目的。

Product description:
1. The case shows that the product is one mold with two cavities and no sprues.
2. The products displayed in the case mainly use the finger gripper, vacuum adsorption as a supplementary way to remove.
3. The case shows that the fixture uses automatic quick change to achieve the purpose of quick changing.

汽车双门板取出治具案例
Automotive double door panel removal fixture case

产品描述：

1. 案例展示产品为一模两穴，八个料头。
2. 案例展示的产品主要采用真空吸附为主，拨指为辅的取出方式，GRT 系列水口夹取出料头。
3. 案例展示治具使用了 QC 手动快换，以达到快速更换的目的。

Product description:
1. The case shows that the product is one mold with two cavities and eight sprues.
2.The products displayed in the case mainly use vacuum adsorption, finger gripper extraction method, GRT series sprue gripper to remove the sprues.
3.The case shows that the fixture uses QC manual quick change to achieve the purpose of quick replacement.



前门机械手嵌件治具案例
Front door manipulator insert fixture cace

产品描述：

1. 案例展示产品为一模一穴，七个料头。
2. 案例展示的产品主要采用真空吸附为主，拨指为辅的取出方式，GRT 系列水口夹取出料头。
3. 案例展示治具使用了自动快换，以达到快速更换的目的。

Product description:
1. Case show products for one mold, one cavity, seven sprues.
2. The products displayed in the case mainly use vacuum adsorption, finger gripper extraction method, GRT series sprue gripper to remove the sprues.
3. The case shows that the fixture uses automatic quick change to achieve the purpose of quick changing.



保险杠定模取出治具案例
Bumper mold removal fixture case

产品描述：

1. 案例展示产品为一模一穴，无料头。
2. 案例展示的产品主要采用大力夹为主，真空吸附为辅的取出方式。
3. 案例展示治具使用了自动快换，以达到快速更换的目的。

Product description:
1. Case show product for one mold with one cavity, no sprues.
2. The products displayed in the case are mainly extracted by means of strong clamping and vacuum adsorption.
3. The case shows that the fixture uses automatic quick change to achieve the purpose of quick changing.



汽车后保险杠上本体取出治具案例
Automobile rear bumper body removal fixture case

产品描述：

1. 案例展示产品为一模一穴，无料头。
2. 案例展示的产品主要采用推出吸附组合 + 真空吸附组合的取出方式。
3. 案例展示治具使用了 QCA 自动快换，以达到快速更换的目的。

Product description:
1. Case show product for one mold with one cavity, no sprues.
2. The products displayed in the case mainly adopt the extraction method of pushing adsorption combination & vacuum adsorption combination.
3. The case shows that the fixture uses automatic quick change to achieve the purpose of QCA quick changing.

仪表板本体取出治具案例
Instrument panel body removal fixture case

产品描述：

1. 案例展示产品为一模两穴，十个料头。
2. 案例展示的产品主要采用拨指 + 推出吸附的取出方式，GRT 系列水口夹取出料头。
3. 案例展示治具使用了 QCA 自动快换，以达到快速更换的目的。

Product description:
1. The case shows that the product is one mold with two cavities and ten sprues.
2. The products displayed in the case mainly adopt the extraction method of finger gripper & push adsorption, and the GRT series sprue gripper takes out the sprues.
3. The case shows that the fixture uses automatic quick change to achieve the purpose of QCA quick changing.



汽车仪表板骨架取出治具案例
Automotive instrument panel skeleton removal fixture case

产品描述：

1. 案例展示产品为一模一穴，一个料头。
2. 案例展示的产品主要采用拨指为主，吸附为辅的取出方式，GRT 系列水口夹取出料头。
3. 案例展示治具使用了 QCA 自动快换，以达到快速更换的目的。

Product description:
1. Case show product for one mold with one cavity and one sprues.
2. The products displayed in the case mainly use the way of finger-based, adsorption as a supplement to remove , GRT series sprue gripper to remove the sprues.
3. The case shows that the fixture uses automatic QCA quick change to achieve the purpose of quick changing.



仪表板下部骨架取出治具案例
Instrument panel lower frame removal fixture example

产品描述：

1. 案例展示产品为一模一穴，七个料头。
2. 案例展示的产品主要采用拨指为主，吸附为辅的取出方式，GRT 系列水口夹取出料头。
3. 案例展示治具使用了方形自动快换，以达到快速更换的目的。

Product description:
1. Case show products for one mold with one cavity, seven sprues.
2. The products displayed in the case mainly use the way of finger-based, adsorption as a supplement to remove, GRT series gripper to remove the sprues.
3.The case shows that the fixture uses automatic quick change to achieve the purpose of quick changing.



汽车轮毂罩取出治具案例
Automotive hubcap removal fixture case

产品描述：

1. 案例展示产品为一模一穴，一个料头。
2. 案例展示的产品主要采用真空吸附的取出方式，GRT 系列水口夹取出料头。

Product description:
1. The case shows that the product is one mold with one cavity and one sprues.
2. The products displayed in the case are mainly extracted by vacuum adsorption, and the GRT series sprue gripper is used to remove the sprues.

汽车轮毂罩取出埋入治具案例
Hubcap removal and flush fixture case

产品描述：

1. 案例展示产品为一模一穴，无料头。
2. 案例展示的产品主要采用真空吸附的取出方式，气动针夹 +3D 打印仿形埋入毛毡。
3. 案例治具采用了高精度定位器辅助埋入。

Product description:
1.Case show product for one mold with one cavity, no sprues.
2. The products displayed in the case are mainly extracted by vacuum adsorption, and pneumatic needle clip & 3D printing copy is embedded in the felt.
3.The case fixture is assisted by a high precision positioner.



深度定制　IN-DEEP CUSTOMIZED
模块化设计按需深度定制
Modular design is deeply customized on demand

交货期短　SHORT DELIVERY
拥有充足的现货库存
Have sufficient physical inventory industry

品质保障　QUALITY ASSURANCE
高于行业的品质管控体系
Quality control system above the industry

实力厂家　POWERUL FACTORY
拥有超过 10000 个成功案例
With more than 10,000 successful cases

目录内容
Table of Contents

索引
General Index

P- 型材、钢管
Profile、SUS Tube

S- 支架模组
Stents Module

Q- 快换
Quick Changer

G- 夹具组件
Grip Module

索引
General Index

N- 气动剪刀
Air Nipper

V- 真空组件
Vacuum Module

A- 附件
Accessory Components

不锈钢管
Sus Tube

图纸
Drawing

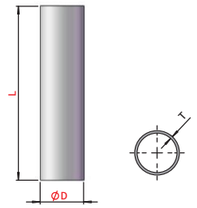

钢管端盖
Tube plugs

产品规格
Product specifications

货号(PN)	型号(Model)	D(mm)	L(mm)	T(mm)	重量(Weight)	端盖(PN)	端盖(Model)
4.Y00040	PST8-1500	Ø8	1500	0.6	215g	1.Y03375(红色Red)	P08RD
4.Y00021	PST12-1500	Ø12	1500	0.6	339g	1.Y03636(灰色Grey) 1.Y03638(蓝色Blue) 1.Y03640(黑色Black)	P12GY P12BU P12BK
4.Y00022	PST20-1500	Ø20	1500	0.8	560g	1.Y03637(灰色Grey) 1.Y03639(蓝色Blue) 1.Y03641(黑色Black)	P20GY P20BU P20BK

铝管
Aluminium Tube

图纸
Drawing

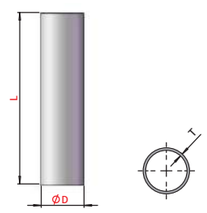

钢管端盖
Tube plugs

产品规格
Product specifications

货号(PN)	型号(Model)	D(mm)	L(mm)	T(mm)	重量(Weight)	端盖(PN)	端盖(Model)
4.Y00468 4.Y10972	PAT20-1000 PAT20-2000	Ø20 Ø20	1000 2000	2.0 2.0	308g 616g	1.Y03637(灰色Grey) 1.Y03639(蓝色Blue) 1.Y03641(黑色Black)	P20GY P20BU P20BK
4.Y10950 4.Y10974	PAT25-1000 PAT25-2000	Ø25 Ø25	1000 2000	2.5 2.5	467g 934g	1.Y10988(黑色Black)	P25BK
4.Y00469 4.Y10973	PAT30-1000 PAT30-2000	Ø30 Ø30	1000 2000	2.5 2.5	558g 1116g	1.Y20001(黑色Black)	P30BK
4.Y00538 4.Y10975	PAT40-1000 PAT40-2000	Ø40 Ø40	1000 2000	2.5 2.5	799g 1558g	1.Y10987(黑色Black)	P40BK

碳纤维管
Carbon fiber Tube

图纸
Drawing

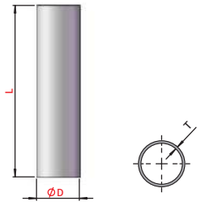

钢管端盖
Tube plugs

产品规格
Product specifications

货号(PN)	型号(Model)	D(mm)	L(mm)	T(mm)	重量(Weight)	端盖(PN)	端盖(Model)
4.Y10960 4.Y10961	PCT8-1000 PCT8-2000	Ø8 Ø8	1000 2000	0.8 0.8	31g 62g	1.Y03375(红色 Red)	P08RD
4.Y10962 4.Y10963	PCT12-1000 PCT12-2000	Ø12 Ø12	1000 2000	1.0 1.0	59g 118g	1.Y03636(灰色Grey) 1.Y03638(蓝色Blue) 1.Y03640(黑色Black)	P12GY P12BU P12BK
4.Y10964 4.Y10965	PCT20-1000 PCT20-2000	Ø20 Ø20	1000 2000	1.2 1.2	103g 206g	1.Y03637(灰色Grey) 1.Y03639(蓝色Blue) 1.Y03641(黑色Black)	P20GY P20BU P20BK
4.Y10966 4.Y10967	PCT25-1000 PCT25-2000	Ø25 Ø25	1000 2000	1.5 1.5	169g 339g	1.Y10988(黑色Black)	P25BK
4.Y10968 4.Y10969	PCT30-1000 PCT30-2000	Ø30 Ø30	1000 2000	1.5 1.5	236g 472g	1.Y20001(黑色Black)	P30BK
4.Y10970 4.Y10971	PCT40-1000 PCT40-2000	Ø40 Ø40	1000 2000	2.5 2.5	431g 861g	1.Y10987(黑色Black)	P40BK

案例
Case



型材
Extruded Profiles

图纸
Drawing

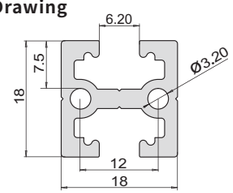

PEP1818

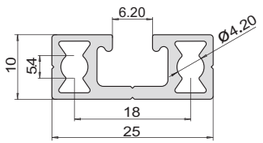

PEP2510

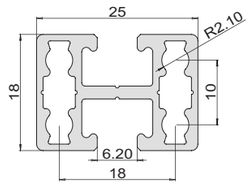

PEP2518

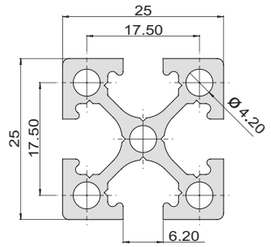

PEP2525

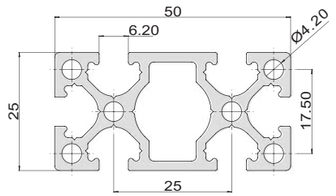

PEP5025

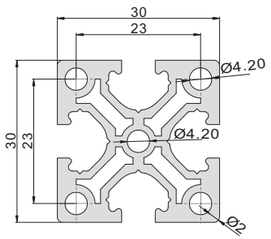

PEP3030

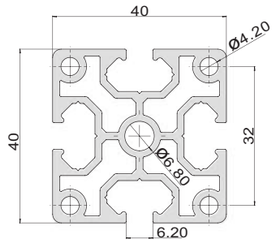

PEP4040

型材端盖
Plugs for profile

产品规格
Product specifications

货号(PN)	型号(Model)	长度(Length)	重量(Weight)	端盖货号(Plugs PN)	端盖型号(Plugs Model)
4.Y00075	PEP1818-1000	1.0m	425g	4.Y00517	P1818
4.Y00076	PEP2510-1000	1.0m	310g	4.Y00518	P2510
4.Y00455	PEP2518-1000	1.0m	400g	4.Y00069	P2518
4.Y00050	PEP2525-1000	1.0m	610g	4.Y00070	P2525
* 4.Y00051	PEP2525-2000	2.0m	1220g		
4.Y00056	PEP5025-1000	1.0m	1040g	4.Y00071	P5025
* 4.Y00057	PEP5025-2000	2.0m	2080g		
4.Y00052	PEP4040-1000	1.0m	1300g	4.Y00072	P4040
* 4.Y00053	PEP4040-2000	2.0m	2600g		
4.Y00540	PEP3030-1000	1.0m	650g	4.Y10972	P3030
* 4.Y00541	PEP3030-2000	2.0m	1300g		

*选件 Optional

型材、钢管 Profile、SUS Tube
支架模组 Stents Module
快换 Quick Changer
夹具组件 Grip Module
气动剪刀 Air Nipper
真空组件 Vacuum Module
附件 Accessory Components

型材
Extruded Profiles

图纸
Drawing

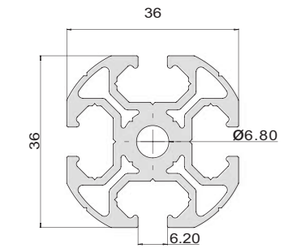

钢管端盖
Tube plugs

PEP-3636

产品规格
Product specifications

货号(PN)	型号(Model)	长度(Length)	重量(Weight)	端盖货号(Plugs PN)	端盖型号(Plugs Model)
4.Y00054	PEP3636-1000	1.0m	1168g	4.Y00073	P3636
4.Y00484	PEP3636-1500	1.5m	1752g		
* 4.Y00055	PEP3636-2000	2.0m	2336g		

* 选件 Optional

案例
Case



T型螺母
T-Nuts



图纸
Drawing

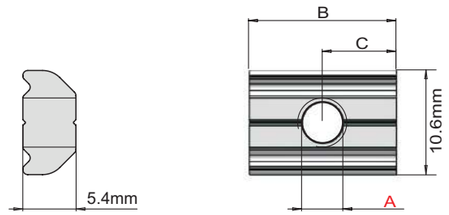

产品规格
Product specifications

货号(PN)	型号(Model)	A(mm)	B(mm)	C(mm)	重量(Weight)
7.Y00651	PTN-M4	M4	15	7.5	5g
7.Y00425	PTN-M5	M5	15	7.5	5g
7.Y00652	PTN-M6	M6	15	7.5	5g

图纸
Drawing

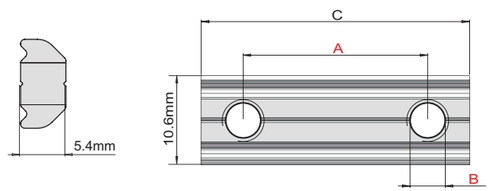

产品规格
Product specifications

货号(PN)	型号(Model)	A(mm)	B(mm)	C(mm)	重量(Weight)
7.Y00653	PTN-M4P8	8	M4	16	5g
7.Y00654	PTN-M5P10	10	M5	20	7g
7.Y00655	PTN-M5P15	15	M5	25	9g
7.Y00656	PTN-M5P17	17	M5	25	9g
7.Y00657	PTN-M5P22	22	M5	32	11g
7.Y00658	PTN-M5P25	25	M5	35	13g
7.Y00659	PTN-M5P28	28	M5	38	14g
7.Y00660	PTN-M5P30	30	M5	40	15g
7.Y00661	PTN-M5P35	35	M5	45	16g
7.Y00662	PTN-M5P40	40	M5	50	18g
7.Y00663	PTN-M5P50	50	M5	60	22g
7.Y00664	PTN-M5P60	60	M5	70	26g
7.Y00665	PTN-M5P90	90	M5	100	38g

附加螺母
Last-Minute Nut

图纸
Drawing

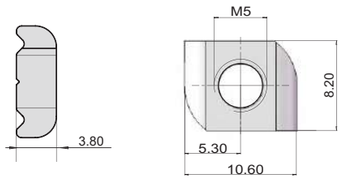

产品规格
Product specifications

货号(PN)	型号(Model)	重量(Weight)
7.Y00805	PTN-M5R	2g

当已装配好的治具需要增加一些配件时可以使用。
To be used when you need to add something to an already assembled EOAT.

案例
Case

不锈钢螺丝
Sus Screws

图纸
Drawing

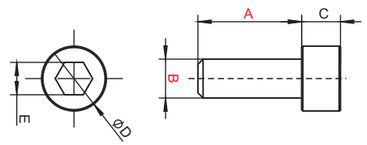

产品规格
Product specifications

货号(PN)	型号(Model)	A(mm)	B(mm)	C(mm)	D(mm)	E(mm)	重量(Weight)
1.Y03908	PTC-M4L10	10					1.6g
1.Y03848	PTC-M4L12	12					1.8g
1.Y02752	PTC-M4L14	14					1.9g
1.Y04073	PTC-M4L16	16	M4	4	6.8	3.2	2.0g
1.Y05846	PTC-M4L18	18					2.1g
1.Y04000	PTC-M4L20	20					2.2g
1.Y06307	PTC-M4L22	22					2.5g
1.Y05319	PTC-M4L25	25					2.7g
1.Y04294	PTC-M5L10	10					2.9g
1.Y03850	PTC-M5L12	12					3.1g
1.Y04528	PTC-M5L14	14					3.3g
1.Y03849	PTC-M5L16	16					3.6g
1.Y05925	PTC-M5L18	18					3.8g
1.Y03909	PTC-M5L20	20					4.0g
1.Y06257	PTC-M5L22	22	M5	5	8.3	4.1	4.3g
1.Y03851	PTC-M5L25	25					4.7g
1.Y04469	PTC-M5L30	30					5.3g
1.Y04580	PTC-M5L35	35					5.9g
1.Y04898	PTC-M5L40	40					6.5g
1.Y04968	PTC-M5L50	50					7.6g
1.Y05391	PTC-M5L60	60					10.0g
1.Y04288	PTC-M6L10	10					4.0g
1.Y03910	PTC-M6L12	12					4.6g
1.Y04153	PTC-M6L14	14					5.2g
1.Y02753	PTC-M6L16	16					5.5g
1.Y07729	PTC-M6L18	18	M6	6	10	5.3	5.7g
1.Y04076	PTC-M6L20	20					6.1g
1.Y06227	PTC-M6L25	25					6.9g
1.Y04001	PTC-M6L30	30					7.7g
1.Y03911	PTC-M6L35	35					8.6g

双齿平垫
Single Hole Shim

图纸
Drawing

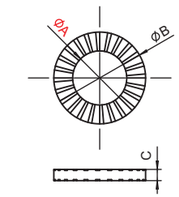

产品规格
Product specifications

货号(PN)	型号(Model)	A(mm)	B(mm)	C(mm)	重量(Weight)
1.Y03853	PTS-M4	4.5	7	0.45	0.07g
1.Y03852	PTS-M5	5.5	9	0.55	0.17g
1.Y03854	PTS-M6	6.5	10	0.65	0.20g

双孔平垫
Double Holes Shim

图纸
Drawing

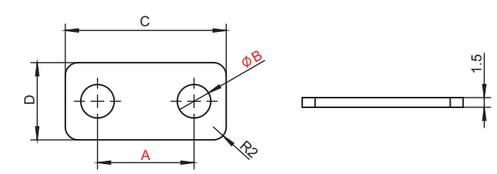

产品规格
Product specifications

货号(PN)	型号(Model)	A(mm)	B(mm)	C(mm)	D(mm)	重量(Weight)
4.Y00522	PTD-M4P8	8	4.5	16	12	1.8g
4.Y00523	PTD-M5P10	10	5.5	20	12	2.2g
4.Y00524	PTD-M5P15	15	5.5	25	12	2.5g
4.Y00525	PTD-M5P17	17	5.5	25	12	3.0g
4.Y00526	PTD-M5P22	22	5.5	32	12	3.3g
4.Y00527	PTD-M5P25	25	5.5	35	12	3.5g

案例
Case

直型型材连接板
Straight Fixing Plate

(螺钉套件选配) (Kit With Screws Option)

图纸
Drawing

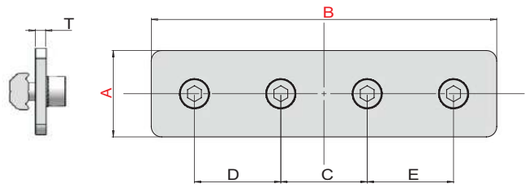

产品规格
Product specifications

货号(PN)	7.Y00641	7.Y00642	7.Y00643
型号(Model)	SFP-S2550	SFP-S25100	SFP-S40160
A(mm)	25	25	40
B(mm)	50	100	160
C(mm)	25	25	40
D(mm)	-	25	40
E(mm)	-	25	40
T(mm)	3	3	3
PEP2510	√	√	-
PEP2518	√	√	-
PEP2525	√	√	-
PEP5025	√	√	-
PEP4040	-	-	√
螺钉选配件 Accessorier selection			
螺丝(Screws)	PTC-M5L12*2	PTC-M5L12*4	PTC-M5L12*4
双齿平垫(Single hole shim)	PTS-M5*2	PTS-M5*4	PTS-M5*4
T型螺母(T-Nuts)	PTN-M5*2	PTN-M5P25*2	PTN-M5P40*2
总重量(Weight)	45g	95g	195g

注: 如需螺钉套件货号和型号加T 如: 型号SFP-S2550T 货号7.Y00641-T
Note: If screw kits needed, add T to the part number and model number. eg: Model SFP-S2550T Part number 7.Y00641-T.

案例
Case

L型型材连接板
L-shaped Fixing Plate

(螺钉套件选配) (Kit With Screws Option)

图纸
Drawing

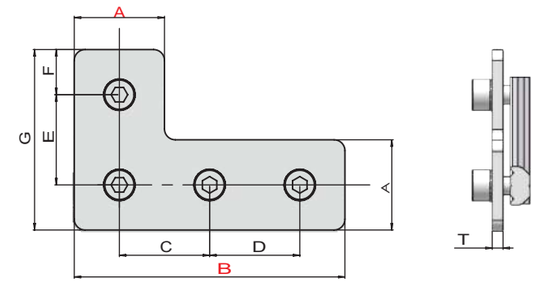

产品规格
Product specifications

货号(PN)	7.Y00647	7.Y00648	7.Y00649
型号(Model)	SFP-L2550	SFP-L2575	SFP-L40120
A(mm)	25	25	40
B(mm)	50	75	120
C(mm)	25	25	40
D(mm)	-	25	40
E(mm)	25	25	40
F(mm)	12.5	12.5	20
G(mm)	50	50	80
T(mm)	3	3	3
PEP2510	√	√	-
PEP2518	√	√	-
PEP2525	√	√	-
PEP5025	√	√	-
PEP4040	-	-	√
螺钉选配件 Accessorier selection			
螺丝(Screws)	PTC-M5L12*3	PTC-M5L12*4	PTC-M5L12*4
双齿平垫(Single hole shim)	PTS-M5*3	PTS-M5*4	PTS-M5*4
T型螺母(T-Nuts)	PTN-M5*1 PTN-M5P25*1	PTN-M5P25*2	PTN-M5P40*2
总重量(Weight)	70g	95g	200g

注: 如需螺钉套件货号和型号加T 如: 型号SFP-L2550T 货号7.Y00647-T
Note: If screw kits needed, add T to the part number and model number. eg: Model SFP-L2550T Part number 7.Y00647-T.

案例
Case

T型固定板
T-shaped Fixing Plate

(螺钉套件选配) (Kit With Screws Option)

图纸
Drawing

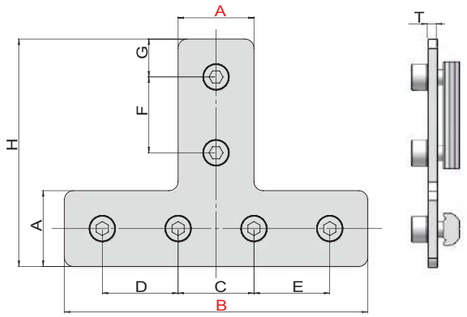

产品规格
Product specifications

货号(PN)	7.Y00644	7.Y00645	7.Y00646
型号(Model)	SFP-T2550	SFP-T25100	SFP-T40120
A(mm)	25	25	40
B(mm)	50	100	120
C(mm)	25	25	90
D(mm)	-	25	-
E(mm)	-	25	-
F(mm)	25	25	40
G(mm)	12.5	12.5	15
H(mm)	75	75	110
T(mm)	3	3	3
PEP2510	√	√	-
PEP2518	√	√	-
PEP2525	√	√	-
PEP5025	√	√	-
PEP4040	-	-	√
螺钉选配件 Accessorier selection			
螺丝(Screws)	PTC-M5L12*4	PTC-M5L12*6	PTC-M5L12*4
双齿平垫(Single hole shim)	PTS-M5*4	PTS-M5*6	PTS-M5*4
T型螺母(T-Nuts)	PTN-M5P25*2	PTN-M5P25*3	PTN-M5P40*1 PTN-M5P90*1
总重量(Weight)	95g	145g	250g

注: 如需螺钉套件货号和型号加T 如: 型号SFP-T2550T 货号7.Y00644-T
Note: If screw kits needed, add T to the part number and model number. eg: Model SFP-T2550T Part number 7.Y00644-T.

案例
Case

可调节角度型材连接板
Fixing Plate With Adjustable Angle

(螺钉套件选配) (Kit With Screws Option)

图纸
Drawing

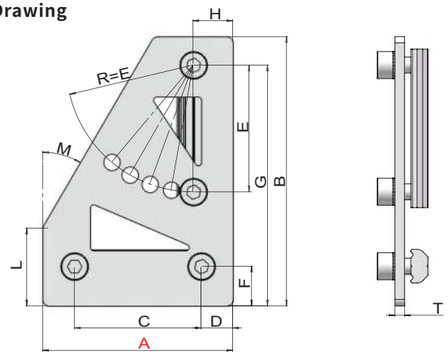

产品规格
Product specifications

货号(PN)	7.Y00637	7.Y00638	7.Y00639
型号(Model)	SFP-A60	SFP-A90	SFP-A70
A(mm)	60	90	70
B(mm)	85	95	100
C(mm)	40	60	50
D(mm)	10	15	10
E(mm)	40	50	40
F(mm)	12.5	12.5	20
G(mm)	76	86	90
H(mm)	12.5	12.5	20
L(mm)	25	25	40
M(mm)	30°	30°	27°
T(mm)	3	3	3
PEP2510	√	√	-
PEP2518	√	√	-
PEP2525	√	√	-
PEP5025	√	√	-
PEP4040	-	-	√
螺钉选配件 Accessorier selection			
螺丝(Screws)	PTC-M5L12*4	PTC-M5L12*5	PTC-M5L12*4
双齿平垫(Single hole shim)	PTS-M5*4	PTS-M5*5	PTS-M5*4
T型螺母(T-Nuts)	PTN-M5P40*2	PTN-M5P50*1 PTN-M5P60*1 PTN-M5*1	PTN-M5P40*1 PTN-M5P50*1
总重量(Weight)	130g	215g	175g

注: 如需螺钉套件货号和型号加T 如: 型号SFP-A60T 货号7.Y00637-T
Note: If screw kits needed, add T to the part number and model number. eg: Model SFP-A60T Part number 7.Y00637-T.

案例
Case

可调节角度型材连接板
Fixing Plate With Adjustable Angle

(螺钉套件选配) (Kit With Screws Option)

图纸
Drawing

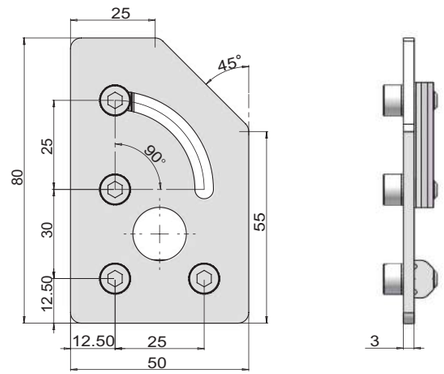

产品规格
Product specifications

货号(PN)	7.Y00640
型号(Model)	SFP-A50
厚度(T)	3mm
螺钉选配件 Accessorier selection	
螺丝(Screws)	PTC-M5L12*4
双齿平垫(Single hole shim)	PTS-M5*4
T型螺母(T-Nuts)	PTN-M5P25*2
总重量(Weight)	115g

注: 如需螺钉套件货号和型号加T 如: 型号SFP-A60T 货号7.Y00637-T
Note: If screw kits needed, add T to the part number and model number. eg: Model SFP-A60T Part number 7.Y00637-T.

案例
Case

45°固定板
45° Fixing Plate

(螺钉套件选配) (Kit With Screws Option)

图纸
Drawing

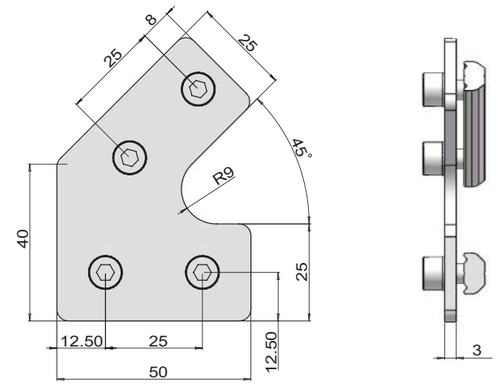

产品规格
Product specifications

货号(PN)	7.Y00636
型号(Model)	SFP-50
厚度(T)	3mm
螺钉选配件 Accessorier selection	
螺丝(Screws)	PTC-M5L12*4
双齿平垫(Single hole shim)	PTS-M5*4
T型螺母(T-Nuts)	PTN-M5P25*2
总重量(Weight)	100g

注: 如需螺钉套件货号和型号加T 如: 型号SFP-50T 货号7.Y00636-T
Note: If screw kits needed, add T to the part number and model number. eg: Model SFP-50T Part number 7.Y00636-T.

案例
Case

十字型材连接件
Cross Mounting Bracket For Profiles

(螺钉套件选配) (Kit With Screws Option)

图纸
Drawing

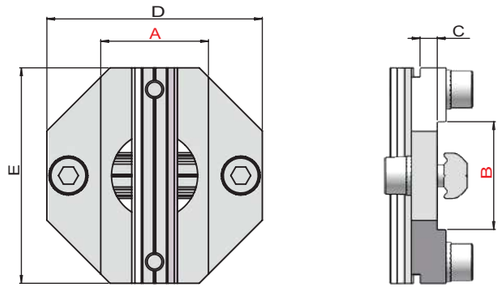

产品规格
Product specifications

货号(PN)	型号(Model)	A	B	C	D	E	PEP1818	PEP2510	PEP2518	PEP2525	PEP5025	PEP4040	PEP3030
7.Y00290	SMBA-1818	18	18	2	38	38	√						
7.Y00291	SMBA-1825	18	25	4	38	45	√		√	√	√		
7.Y00245	SMBA-2020	20	20	4	50	50							
7.Y00194	SMBA-2525	25	25	4	50	50		√	√	√	√		
7.Y00193	SMBA-3030	30	30	4	50	50							√
7.Y00011	SMBA-5050	50	50	4	70	70					√		
7.Y00292	SMBA-2550	25	50	4	70	70		√	√	√	√		
7.Y00246	SMBA-4040	40	40	4	60	60						√	
7.Y00355	SMBA-8080	80	80	4	100	100							
7.Y00293	SMBA-4080	40	80	4	60	100						√	
7.Y00294	SMBA-2580	25	80	4	45	100			√	√	√		
7.Y00356	SMBA-2540	25	40	4	45	60		√	√	√	√	√	
7.Y00690	SMBA-3025	30	25	4	50	50		√					

螺 钉 选 配 件 Accessorier selection

型号(Model)	螺丝(Screws)	双齿平垫(Single hole shim)	T型螺母(T-Nuts)	总重量(Weight)
SMBA-1818	PTC-M5L12*4	PTS-M5*4	PTN-M5P28*2	46g
SMBA-1825	PTC-M5L14*4	PTS-M5*4	PTN-M5P28*1,PTN-M5P35*1	60g
SMBA-2020	PTC-M5L14*4	PTS-M5*4	PTN-M5P40*2	75g
SMBA-2525	PTC-M5L14*4	PTS-M5*4	PTN-M5P40*2	75g
SMBA-3030	PTC-M5L14*4	PTS-M5*4	PTN-M5P40*2	74g
SMBA-5050	PTC-M5L14*8	PTS-M5*8	PTN-M5P60*4	170g
SMBA-2550	PTC-M5L14*6	PTS-M5*6	PTN-M5P60*3	155g
SMBA-4040	PTC-M5L16*4	PTS-M5*4	PTN-M5P50*2	85g
SMBA-8080	PTC-M5L16*8	PTS-M5*8	PTN-M5P90*4	255g
SMBA-4080	PTC-M5L16*6	PTS-M5*6	PTN-M5P50*2,PTN-M5P90*1	175g
SMBA-2580	PTC-M5L14*2 16*4	PTS-M5*6	PTN-M5P35*2,PTN-M5P90*1	140g
SMBA-2540	PTC-M5L14*2 16*2	PTS-M5*4	PTN-M5P35*1,PTN-M5P50*1	48g
SMBA-3025	PTC-M5L16*4	PTS-M5*4	PTN-M5P40*2	47g

注: 如需螺钉套件货号和型号加T 如: 型号SMBA-1818T 货号7.Y00290-T

Note: If screw kits needed, add T to the part number and model number. eg: Model SMBA-1818T Part number 7.Y00290-T

案例
Case

方形交叉型材连接件
Cross (Square) Joint Connector

(螺钉套件选配) (Kit With Screws Option)

图纸
Drawing

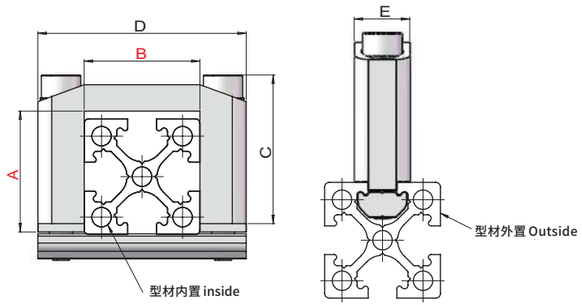

产品规格
Product specifications

货号(PN)	7.Y00295	7.Y00817	7.Y00012	7.Y00339	7.Y00340	7.Y00163
型号(Model)	SMBB-1818	SMBB-1825	SMBB-2525	SMBB-5025	SMBB-2550	SMBB-3030
A(mm)	18	18	25	50	25	30
B(mm)	18	25	25	25	50	30
C(mm)	25	25	32	57	33	38
D(mm)	38	45	45	45	70	50
E(mm)	12	12	12	12	12	12
型材内置 Inside	PEP1818	PEP1818	-	-	-	-
	-	-	PEP2525	PEP5025	PEP5025	PEP3030
型材外置 Outside	PEP2510	PEP2510	PEP2510	PEP2510	PEP2510	
	PEP2518	PEP2518	PEP2518	-	-	
	PEP2525	PEP2525	PEP2525	PEP2525	PEP2525	
	PEP5025	PEP5025	PEP5025	PEP5025	PEP5025	
	PEP4040	PEP4040	PEP4040	PEP4040	PEP4040	
	PEP3030	PEP3030	PEP3030	PEP3030	PEP3030	PEP3030
螺 钉 选 配 件 Accessorier selection						
螺丝(Screws)	PTC-M5L25*2	PTC-M5L25*2	PTC-M5L35*2	PTC-M5L60*2	PTC-M5L35*2	PTC-M5L40*2
双齿平垫(Single hole shim)	PTS-M5*2	PTS-M5*2	PTS-M5*2	PTS-M5*2	PTS-M5*2	PTS-M5*2
T型螺母(T-Nuts)	PTN-M5P28*1	PTN-M5P35*1	PTN-M5P35*1	PTN-M5P35*1	PTN-M5P60*1	PTN-M5P40*1
总重量(Weight)	36g	42g	45g	65g	50g	51g

注: 如需螺钉套件货号和型号加T 如: 型号SMBB-1818T 货号7.Y00295-T

Note: If screw kits needed, add T to the part number and model number. eg: Model SMBB-1818T Part number 7.Y00295-T

案例
Case



方形交叉型材连接件
Cross (Square) Joint Connector

(螺钉套件选配) (Kit With Screws Option)

图纸
Drawing

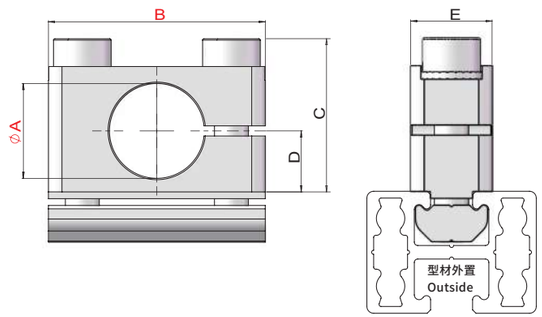

产品规格
Product specifications

货号(PN)	7.Y00296	7.Y00297	7.Y00013	7.Y00226	7.Y00225
型号(Model)	SMBC-1025	SMBC-1432	SMBC-2038	SMBC-3050	SMBC-5070
A(mm)	Ø10	Ø14	Ø20	Ø30	Ø50
B(mm)	25	32	38	50	70
C(mm)	18	22	25	34.5	56
D(mm)	6.5	9.25	12.5	17.5	28
E(mm)	10	12	15	20	25
型材外置 Outside	PEP1818	PEP1818	PEP1818	PEP1818	PEP1818
	PEP2510	PEP2510	PEP2510	PEP2510	PEP2510
	PEP2518	PEP2518	-	-	-
	PEP2525	PEP2525	PEP2525	PEP2525	PEP2525
	PEP5025	PEP5025	PEP5025	PEP5025	PEP5025
	PEP4040	PEP4040	PEP4040	PEP4040	PEP4040
	PEP3030	PEP3030	PEP3030	PEP3030	PEP3030
螺 钉 选 配 件 Accessorier selection					
螺丝(Screws)	PTC-M5L20*2	PTC-M5L22*2	PTC-M5L25*2	PTC-M5L35*2	PTC-M5L50*2
双齿平垫(Single hole shim)	PTS-M5*2	PTS-M5*2	PTS-M5*2	PTS-M5*2	PTS-M5*2
T型螺母(T-Nuts)	PTN-M5P17*1	PTN-M5P22*1	PTN-M5P28*1	PTN-M5P40*1	PTN-M5P60*1
总重量(Weight)	15g	32g	45g	75g	150g

注: 如需螺钉套件货号和型号加T 如: 型号SMBC-1025T 货号7.Y00296-T
Note: If screw kits needed, add T to the part number and model number. eg: Model SMBC-1025T Part number 7.Y00296-T

案例
Case

垂直型材连接件
Vertical Fastening Of The Profiles

(螺钉套件选配) (Kit With Screws Option)

图纸
Drawing

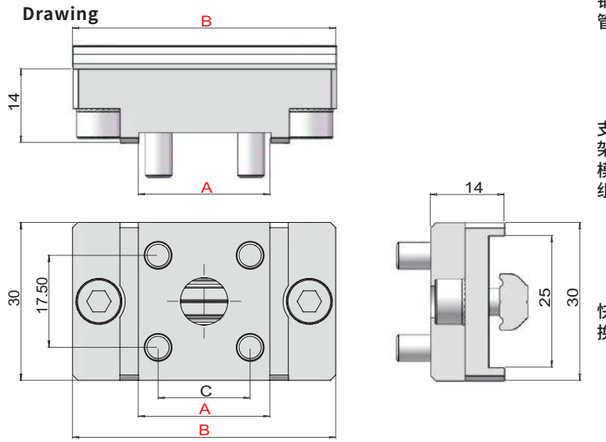

产品规格
Product specifications

货号(PN)	7.Y00227	7.Y00228
型号(Model)	SMBD-2550	SMBD-5070
A(mm)	25	50
B(mm)	50	70
C(mm)	17.5	42.5
PEP2525	√	√
PEP5025	√	√
螺 钉 选 配 件 Accessorier selection		
螺丝(Screws)	PTC-M5L12*6	PTC-M5L12*6
双齿平垫(Single hole shim)	PTS-M5*2	PTS-M5*2
T型螺母(T-Nuts)	PTN-M5P40*1	PTN-M5P60*1
总重量(Weight)	65g	85g

注: 如需螺钉套件货号和型号加T 如: 型号SMBD-2550T 货号7.Y00227-T
Note: If screw kits needed, add T to the part number and model number. eg: Model SMBD-2550T Part number 7.Y00227-T

案例
Case

型材连接件
Profiles Connector

(不含螺钉套件) (Not Including Kit With Screws)

图纸
Drawing

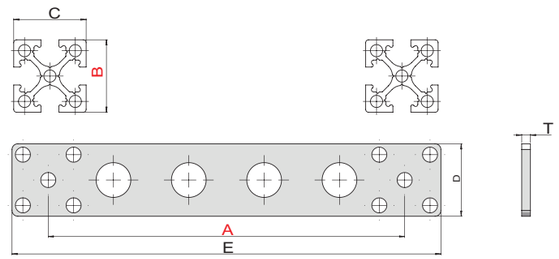

产品规格
Product specifications

货号(PN)	7.Y00426	7.Y00427	7.Y00428	7.Y00429	7.Y00430	7.Y00431
型号(Model)	SMBD2-7625	SMBD2-12025	SMBD2-13025	SMBD2-7650	SMBD2-12050	SMBD2-13050
A(mm)	76	120	130	76	120	130
B(mm)	25	25	25	50	50	50
C(mm)	25	25	25	25	25	25
D(mm)	28	28	28	53	53	53
E(mm)	104	148	158	104	148	158
T(mm)	2	2	2	2	2	2
PEP2525	√	√	√	-	-	-
PEP5025	-	-	-	√	√	√
总重量(Weight)	50g	60g	65g	75g	100g	110g

案例
Case

型材的角支架
Angle Bracket For Profiles

NEW

7.Y00812 7.Y00814

图纸
Drawing

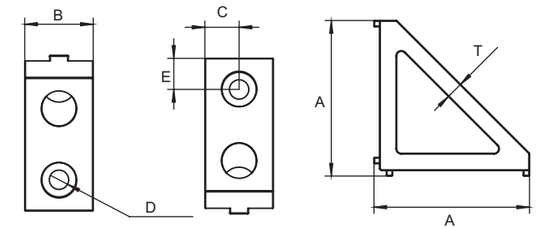

7.Y00813 7.Y00815
(螺钉套件选配) (**Kit With Screws Option**)

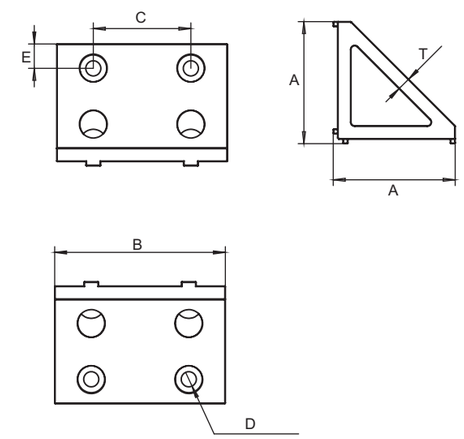

产品规格
Product specifications

货号(PN)	7.Y00812	7.Y00813	7.Y00814	7.Y00815
型号(Model)	SMBD3-2525	SMBD3-2550	SMBD3-4040	SMBD3-4080
A(mm)	28	28	50	50
B(mm)	18	40	22	70
C(mm)	9	25	11	40
D(mm)	Ø5.2	Ø5.2	Ø6.2	Ø6.2
E(mm)	6	6	10	10
T(mm)	3.2	3.2	5.5	5.5
型材	PEP1818 PEP2510 PEP2518 PEP2525	PEP2550	PEP4040 PEP4080	PEP4080
螺 钉 选 配 件 Accessorier selection				
螺丝(Screws)	PTC-M5L12*2	PTC-M5L12*4	PTC-M6L14*2	PTC-M6L16*4
双齿平垫 (Single hole shim)	PTS-M5*2	PTS-M5*4	PTS-M6*2	PTS-M6*4
T型螺母(T-Nuts)	PTN-M5*2	PTN-M5*4	PTN-M6*2	PTN-M6*4
总重量(Weight)	27g	58g	63g	190g

注: 如需螺钉套件货号和型号加T 如: 型号SMBD3-2525T 货号7.Y00812-T

Note: If screw kits needed, add T to the part number and model number. eg: Model SMBD3-2525T Part number 7.Y00812-T

平直连接器
Flat Straight Connector

(螺钉套件选配) (Kit With Screws Option)

图纸
Drawing

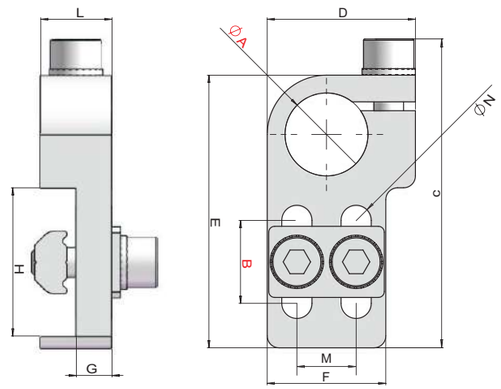

产品规格
Product specifications

货号(PN)	7.Y00300	7.Y00301	7.Y00775	7.Y00864	7.Y00302	7.Y00014	7.Y00304
型号(Model)	SMBE-1010	SMBE-1014	SMBE-1210	SMBE-1214	SMBE-1414	SMBE-2014	SMBE-2022
A(mm)	Ø10	Ø10	Ø12	Ø12	Ø14	Ø20	Ø20
B(mm)	10	14	10	14	14	14	22
C(mm)	43	49	43	50	51.50	57	73.50
D(mm)	20	20	20.5	20.5	25	30	30
E(mm)	38	44	38	45	46	51.5	68
F(mm)	16	16	16	16	20	25	25
G(mm)	4.5	4.5	4.5	4.5	6	6	6
H(mm)	18	25	18	25	25	25	40
L(mm)	8	8	8	8	12	12	12
M(mm)	8	8	8	8	10	15	15
N(mm)	Ø4.2	Ø4.2	Ø4.2	Ø4.2	Ø5.2	Ø5.2	Ø5.2
PEP1818	√	-	√	-	-	-	-
PEP2510	-	√	-	√	√	√	-
PEP2518	-	√	-	-	√	√	-
PEP2525	-	√	-	-	√	√	-
PEP5025	-	√	-	-	√	√	-
PEP4040	-	-	-	-	-	-	√
螺钉选配件 Accessorier selection							
螺丝(Screws)	PTC-M4L14*2	PTC-M4L14*2	PTC-M4L14*3	PTC-M4L14*3	PTC-M5L16*2	PTC-M5L16*2	PTC-M5L16*2
	PTC-M4L12*1	PTC-M4L12*1	-	-	PTC-M5L14*1	PTC-M5L14*1	PTC-M5L14*1
双齿平垫 T型螺母(T-Nuts) (Single hole shim)	PTS-M4*3	PTS-M4*3	PTS-M4*3	PTS-M4*3	PTS-M5*3	PTS-M5*3	PTS-M5*3
双孔平垫 (Double holes shim)	PTN-M4P8*1	PTN-M4P8*1	PTN-M4P8*1	PTN-M4P8*1	PTN-M5P10*1	PTN-M5P15*1	PTN-M5P15*1
	PTD-M4P8*1	PTD-M4P8*1	PTD-M4P8*1	PTD-M4P8*1	PTD-M5P10*1	PTD-M5P15*1	PTD-M5P15*1
总重量(Weight)	20g	21g	22g	10g	34g	45g	48g

注: 如需螺钉套件货号和型号加T 如: 型号SMBE-1010T 货号7.Y00300-T

Note: If screw kits needed, add T to the part number and model number. eg: Model SMBE-1010T Part number 7.Y00300-T

固定支架
Mounting Bracket

(螺钉套件选配) (Kit With Screws Option)

图纸
Drawing

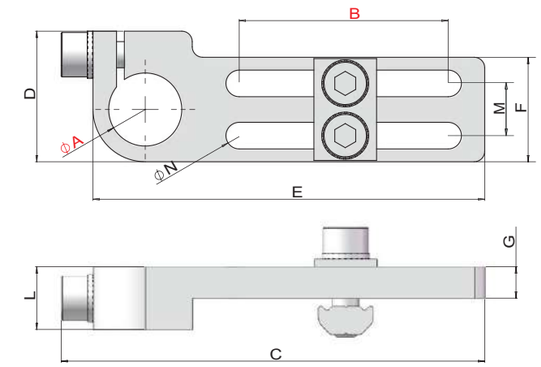

产品规格
Product specifications

货号(PN)	7.Y00694	7.Y00201	7.Y00695	7.Y00200	7.Y00199	7.Y00015	7.Y00724
型号(Model)	SMBE1-0840	SMBE1-1040	SMBE1-1240	SMBE1-1440	SMBE1-1450	SMBE1-2060	SMBE1-3060
A(mm)	Ø8	Ø10	Ø12	Ø14	Ø14	Ø20	Ø30
B(mm)	40	40	40	40	50	60	60
C(mm)	75	75	75	80.50	90.50	110.50	120.50
D(mm)	20	20	20	25	25	30	40
E(mm)	70	70	70	75	85	105	115
F(mm)	16	16	16	20	20	25	35
G(mm)	4.5	4.5	4.5	6	6	6	8
L(mm)	8	8	8	12	12	12	12
M(mm)	8	8	8	10	10	15	22
N(mm)	Ø4.2	Ø4.2	Ø4.2	Ø5.2	Ø5.2	Ø5.2	Ø5.2
PEP1818	√	√	√	√	√	√	√
PEP2510	√	√	√	√	√	√	√
PEP2518	√	√	√	√	√	√	√
PEP2525	√	√	√	√	√	√	√
PEP5025	√	√	√	√	√	√	√
PEP4040	-	-	-	√	√	√	√
PEP3030	√	√	√	√	√	√	√
螺钉选配件 Accessorier selection							
螺丝(Screws)	PTC-M4L14*2	PTC-M4L14*2	PTC-M4L14*2	PTC-M5L16*2	PTC-M5L16*2	PTC-M5L16*2	PTC-M5L18*2
	PTC-M4L12*1	PTC-M4L12*1	PTC-M4L12*1	PTC-M5L12*1	PTC-M5L12*1	PTC-M5L14*1	PTC-M5L20*1
双齿平垫(Single hole shim)	PTS-M4*3	PTS-M4*3	PTS-M4*3	PTS-M5*3	PTS-M5*3	PTS-M5*3	PTS-M5*3
T型螺母(T-Nuts)	PTN-M4P8*1	PTN-M4P8*1	PTN-M4P8*1	PTN-M5P10*1	PTN-M5P10*1	PTN-M5P15*1	PTN-M5P22*1
双孔平垫 (Double holes shim)	PTD-M4P8*1	PTD-M4P8*1	PTD-M4P8*1	PTD-M5P10*1	PTD-M5P10*1	PTD-M5P15*1	PTD-M5P22*1
总重量(Weight)	13g	23g	12g	38g	40g	55g	95g

注: 如需螺钉套件货号和型号加T 如: 型号SMBE1-0840T 货号7.Y00694-T

Note: If screw kits needed, add T to the part number and model number. eg: Model SMBE1-0840T Part number 7.Y00694-T

案例
Case

重型固定支架
Heavy Duty Mounting Bracket

(螺钉套件选配) (Kit With Screws Option)

图纸
Drawing

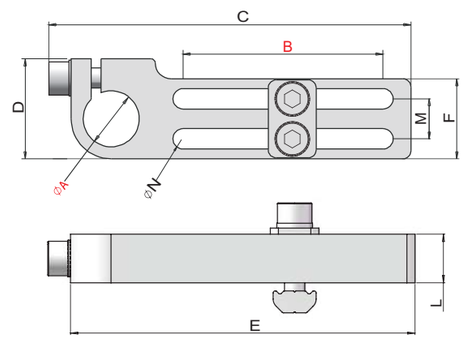

产品规格
Product specifications

货号(PN)	7.Y00725	7.Y00777	7.Y00307	7.Y00308	7.Y00309
型号(Model)	SMBE2-1040	SMBE2-1240	SMBE2-1450	SMBE2-2060	SMBE2-3060
A(mm)	Ø10	Ø12	Ø14	Ø20	Ø30
B(mm)	40	40	50	60	60
C(mm)	75	75	91	111	122
D(mm)	20	20.5	25	30	42
E(mm)	70	70	85	105	115
F(mm)	16	16	20	25	35
L(mm)	8.3	8.3	12	15	20
M(mm)	8	8	10	15	22
N(mm)	Ø4.2	Ø4.2	Ø5.2	Ø5.2	Ø5.2
螺 钉 选 配 件 Accessorier selection					
螺丝(Screws)	PTC-M4L18*2 PTC-M4L12*1	PTC-M4L18*2 PTC-M4L12*1	PTC-M5L22*2 PTC-M5L14*1	PTC-M5L25*2 PTC-M5L16*1	PTC-M5L30*2 PTC-M6L20*1
双齿平垫(Single hole shim)	PTS-M4*3	PTS-M4*3	PTS-M5*3	PTS-M5*3	PTS-M5*2 PTS-M6*1
T型螺母(T-Nuts)	PTN-M4P8*1	PTN-M4P8*1	PTN-M5P10*1	PTN-M5P15*1	PTN-M5P22*1
双孔平垫(Double holes shim)	PTD-M4P8*1	PTD-M4P8*1	PTD-M5P10*1	PTD-M5P15*1	PTD-M5P22*1
总重量(Weight)	30g	40g	60g	85g	175g

注: 如需螺钉套件货号和型号加T 如: 型号SMBE2-1040T 货号7.Y00725-T

Note: If screw kits needed, add T to the part number and model number. eg: Model SMBE2-1040T Part number 7.Y00725-T

案例
Case

带有球关节重型固定支架
Heavy Duty Fixing Bracket With Ball Joint

(螺钉套件选配) (Kit With Screws Option)

图纸
Drawing

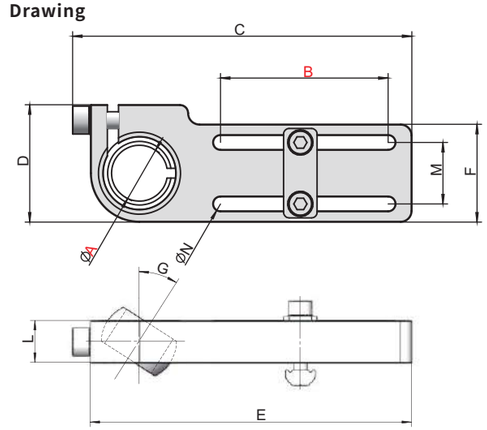

产品规格
Product specifications

货号(PN)	7.Y02014	7.Y02015	7.Y02012
型号(Model)	SMBE8-1050	SMBE8-1460	SMBE8-2060
A(mm)	Ø10	Ø14	Ø20
B(mm)	50	60	60
C(mm)	89.5	111.5	121.8
D(mm)	25	31	42
E(mm)	85	105	115
F(mm)	20	25	35
G(mm)	0-26°	0-26°	0-26°
L(mm)	8.3	12	15
M(mm)	10	15	22
螺 钉 选 配 件 Accessorier selection			
螺丝(Screws)	PTC-M4L14*1 PTC-M5L18*2	PTC-M5L18*1 PTC-M5L22*2	PTC-M6L18*1 PTC-M5L25*2
双齿平垫(Single hole shim)	PTS-M5*2 PTS-M4*1	PTS-M5*3	PTS-M5*2 PTS-M6*1
T型螺母(T-Nuts)	PTN-M5P10*1	PTN-M5P15*1	PTN-M5P22*1
双孔平垫(Double holes shim)	PTD-M5P10*1	PTD-M5P15*1	PTD-M5P22*1
总重量(Weight)	85g	130g	170g

注: 如需螺钉套件货号和型号加T 如: 型号SMBE8-1040T 货号7.Y02014-T

Note: If screw kits needed, add T to the part number and model number. eg: Model SMBE8-1040T Part number 7.Y02014-T

案例
Case

角度可调连接件
Slotted Angular Bracket

(螺钉套件选配) (Kit With Screws Option)

图纸
Drawing

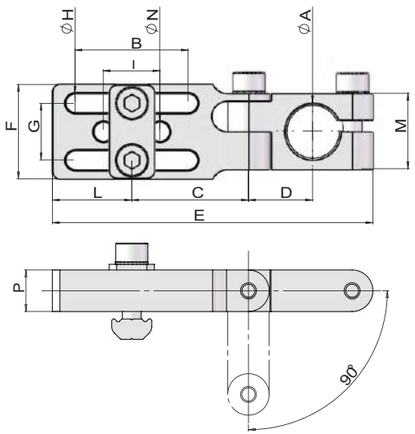

产品规格
Product specifications

货号(PN)	7.Y00341	7.Y00795	7.Y00342	7.Y00343	7.Y02009	7.Y00344
型号(Model)	SMBE3-1020	SMBE3-1220	SMBE3-1430	SMBE3-2040	SMBE3-2060	SMBE3-3050
A(mm)	Ø10	Ø12	Ø14	Ø20	Ø20	Ø30
B(mm)	20	20	30	40	60	50
C(mm)	23	23	31	39	68	50
D(mm)	14	14	17	22	22	28
E(mm)	64.5	65.50	85	107	146	135.50
F(mm)	16	16	25	25	25	36
G(mm)	8	8	15	15	15	22
H(mm)	4.2	4.2	5.2	5.2	5.2	5.2
I(mm)	-	-	15	15	15	22
L(mm)	15	15	21	26	36	31
M(mm)	16	16	20	25	25	36
N(mm)	-	-	Ø5.2	Ø5.2	Ø5.2	Ø5.2
P(mm)	9	9	11	13	13	16
螺钉选配件 Accessorier selection						
螺丝(Screws)	PTC-M4L18*2 PTC-M4L16*2	PTC-M4L18*2 PTC-M4L16*2	PTC-M5L20*4 -	PTC-M5L22*2 PTC-M5L25*2	PTC-M5L22*2 PTC-M5L25*2	PTC-M5L25*2 PTC-M5L35*2
双齿平垫(Single hole shim)	PTS-M4*4	PTS-M4*4	PTS-M5*4	PTS-M5*4	PTS-M5*4	PTS-M5*4
T型螺母(T-Nuts)	PTN-M4P8*1	PTN-M4P8*1	PTN-M5P15*1	PTN-M5P15*1	PTN-M5P15*1	PTN-M5P22*1
双孔平垫(Double holes shim)	PTD-M4P8*1	PTD-M4P8*1	PTD-M5P15*1	PTD-M5P15*1	PTD-M5P15*1	PTD-M5P22*1
总重量(Weight)	30g	35g	50g	90g	117g	185g

注: 如需螺钉套件货号和型号加T 如: 型号SMBE3-1020T 货号7.Y00341-T
Note: If screw kits needed, add T to the part number and model number. eg: Model SMBE3-1020T Part number 7.Y00341-T

案例
Case

固定支架
Mounting Bracket

(螺钉套件选配) (Kit With Screws Option)

图纸
Drawing

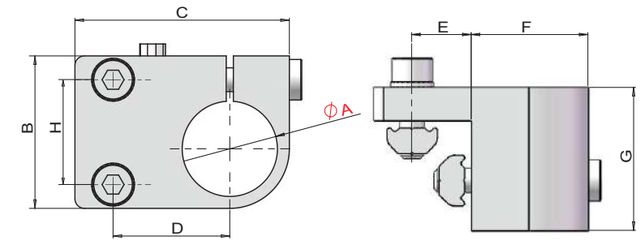

产品规格
Product specifications

货号(PN)	7.Y00224	7.Y00223	7.Y00181	7.Y00222	7.Y00221
型号(Model)	SMBE4-1412	SMBE4-2012	SMBE4-2020	SMBE4-3012	SMBE4-3020
A(mm)	Ø14	Ø20	Ø20	Ø30	Ø30
B(mm)	25	32	35	40	45
C(mm)	40	45	54.5	55	65.5
D(mm)	22	24.5	33	29.5	39
E(mm)	12.5	12.5	20	12.5	20
F(mm)	19.5	24.5	26.5	34.5	37.5
G(mm)	25	30	35	30	40
H(mm)	15	22	25	30	35
PEP1818	√	√	-	√	-
PEP2510	√	√	-	√	-
PEP2518	√	√	-	√	-
PEP2525	√	√	-	√	-
PEP5025	√	√	-	√	-
PEP4040	-	-	√	-	√
螺钉选配件 Accessorier selection					
螺丝(Screws)	PTC-M5L14*2 PTC-M5L25*1	PTC-M5L16*2 PTC-M5L30*1	PTC-M5L16*2 PTC-M5L30*1	PTC-M5L16*2 PTC-M5L35*1	PTC-M5L16*2 PTC-M5L40*1
双齿平垫(Single hole shim)	PTS-M5*3	PTS-M5*3	PTS-M5*3	PTS-M5*3	PTS-M5*3
T型螺母(T-Nuts)	PTN-M5P15*1 PTN-M5*1	PTN-M5P22*1 PTN-M5*1	PTN-M5P25*1 PTN-M5*1	PTN-M5P30*1 PTN-M5*1	PTN-M5P35*1 PTN-M5*1
总重量(Weight)	50g	70g	95g	90g	150g

注: 如需螺钉套件货号和型号加T 如: 型号SMBE4-1412T 货号7.Y00224-T
Note: If screw kits needed, add T to the part number and model number. eg: Model SMBE4-1412T Part number 7.Y00224-T

案例
Case

固定支架
Mounting Bracket

(螺钉套件选配) (Kit With Screws Option)

图纸
Drawing

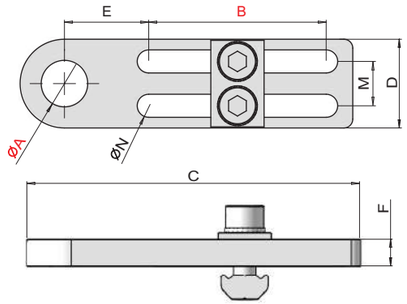

产品规格
Product specifications

货号(PN)	型号(Model)	A(mm)	B(mm)	C(mm)	D(mm)	E(mm)	F(mm)	M(mm)	N(mm)	重量(Weight)
7.Y00310	SMBE5-G1840	G1/8	40	75	20	19	6	10	Ø5.2	25g
7.Y00311	SMBE5-G1860	G1/8	60	105	25	26.5	6	15	Ø5.2	42g
7.Y00312	SMBE5-M1040	M10×1	40	75	20	19	6	10	Ø5.2	30g
7.Y00313	SMBE5-M1060	M10×1	60	105	25	26.5	6	15	Ø5.2	40g
7.Y00314	SMBE5-M1240	M12×1	40	75	20	19	6	10	Ø5.2	30g
7.Y00315	SMBE5-M1260	M12×1	60	105	25	26.5	6	15	Ø5.2	47g
7.Y00316	SMBE5-M1440	M14×1	40	75	20	19	6	10	Ø5.2	20g
7.Y00317	SMBE5-M1460	M14×1	60	105	25	26.5	6	15	Ø5.2	40g
7.Y00320	SMBE5-M1640	M16×1	40	75	20	19	6	10	Ø5.2	20g
7.Y00321	SMBE5-M1660	M16×1	60	105	25	26.5	6	15	Ø5.2	40g
7.Y00322	SMBE5-M2040	M20×1	40	75	25	16.5	6	15	Ø5.2	30g
7.Y00323	SMBE5-M2060	M20×1	60	105	25	26.5	6	15	Ø5.2	35g

螺钉选配件 Accessorier selection

选配一 Accessorier selection 1

螺丝(Screws)	PTC-M5L16*2	SMBE5-G1840，SMBE5-M1040，SMBE5-M1240，SMBE5-M1440，SMBE5-M1640
双齿平垫(Single hole shim)	PTS-M5*2	
T型螺母(T-Nuts)	PTN-M5P10*1	
双孔平垫(Double holes shim)	PTD-M5P10*1	

选配二 Accessorier selection 2

螺丝(Screws)	PTC-M5L16*2	SMBE5-G1860，SMBE5-M1060，SMBE5-M1260，SMBE5-M1460，SMBE5-M1660，SMBE5-M2040，SMBE5-M2060
双齿平垫(Single hole shim)	PTS-M5*2	
T型螺母(T-Nuts)	PTN-M5P15*1	
双孔平垫(Double holes shim)	PTD-M5P15*1	

注: 如需螺钉套件货号和型号加T 如: 型号SMBE5-G1840T 货号7.Y00310-T
Note: If screw kits needed, add T to the part number and model number. eg: Model SMBE5-G1840T Part number 7.Y00310-T

案例
Case

固定支架
Mounting Bracket

(螺钉套件选配) (Kit With Screws Option)

图纸
Drawing

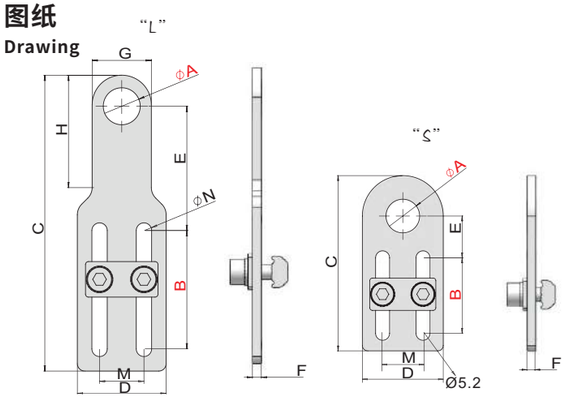

产品规格
Product specifications

货号(PN)	型号(Model)	A(mm)	B(mm)	C(mm)	D(mm)	E(mm)	F(mm)	G(mm)	H(mm)	M(mm)	N(mm)	重量(Weight)
7.Y00357	SMBE6-1040	Ø10.5	40	100	30	42.5	3	20	38	15	Ø5.2	60g
7.Y00358	SMBE6-1240	Ø12.5	40	100	30	42.5	3	20	38	15	Ø5.2	60g
7.Y00359	SMBE6-1440	Ø14.5	40	100	30	40.5	3	24	38	15	Ø5.2	60g
7.Y00360	SMBE6-1640	Ø16.5	40	100	30	37.5	3	30	-	15	Ø5.2	65g
7.Y00361	SMBE6-2040	Ø20.5	40	100	30	37.5	3	30	-	15	Ø5.2	60g
7.Y00362	SMBE6-2240	Ø22.5	40	100	30	35	5	35	-	15	Ø5.2	105g
7.Y00363	SMBE6-2540	Ø25.5	40	100	30	35	5	35	-	15	Ø5.2	100g
7.Y00364	SMBE6-1028	Ø10.5	28	65	30	15.5	3	-	-	15	Ø5.2	45g
7.Y00365	SMBE6-1228	Ø12.5	28	65	30	15.5	3	-	-	15	Ø5.2	45g
7.Y00366	SMBE6-1428	Ø14.5	28	65	30	15.5	3	-	-	15	Ø5.2	45g
7.Y00367	SMBE6-1628	Ø16.5	28	65	30	15.5	3	-	-	15	Ø5.2	45g
7.Y00368	SMBE6-2028	Ø20.5	28	65	30	15.5	3	-	-	15	Ø5.2	40g
7.Y00369	SMBE6-2228	Ø22.5	28	70	30	18	5	35	-	15	Ø5.2	75g
7.Y00370	SMBE6-2528	Ø25.5	28	70	30	18	5	35	-	15	Ø5.2	70g

螺钉选配件 Accessorier selection

选配一 Accessorier selection 1

螺丝(Screws)	PTC-M5L12*2	SMBE6-1040 , SMBE6-1240 , SMBE6-1440 SMBE6-1640 , SMBE6-2040 , SMBE6-1028 SMBE6-1228 , SMBE6-1428 , SMBE6-1628 SMBE6-2028
双齿平垫(Single hole shim)	PTS-M5*2	
T型螺母(T-Nuts)	PTN-M5P15*1	
双孔平垫(Double holes shim)	PTD-M5P15*1	

选配二 Accessorier selection 2

螺丝(Screws)	PTC-M5L14*2	SMBE6-2240 , MBE6-2540 SMBE6-2228 , SMBE6-2528
双齿平垫(Single hole shim)	PTS-M5*2	
T型螺母(T-Nuts)	PTN-M5P15*1	
双孔平垫(Double holes shim)	PTD-M5P15*1	

注: 如需螺钉套件货号和型号加T 如: 型号SMBE6-1040T 货号7.Y00357-T
Note: If screw kits needed, add T to the part number and model number. eg: Model SMBE6-1040T Part number 7.Y00357-T

案例
Case

气缸支架
Cylinder Bracket

图纸
Drawing

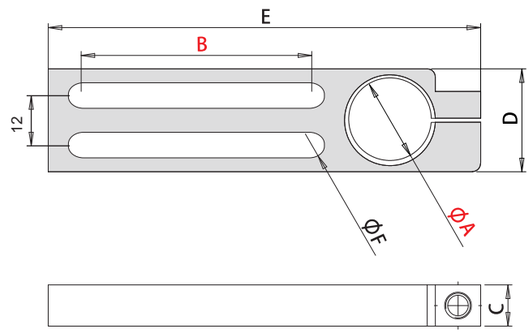

产品规格
Product specifications

货号(PN)	型号(Model)	A	B	C	D	E	F	重量(Weight)
7.Y00062	SMBE7-0856	Ø8	56	10	25	90	6.5	40g
7.Y00021	SMBE7-1256	Ø12	56	10	25	95	6.5	43g
7.Y00006	SMBE7-2056	Ø20	56	10	25	105	6.5	47g

汇流排
Side Manifold Block

图纸
Drawing

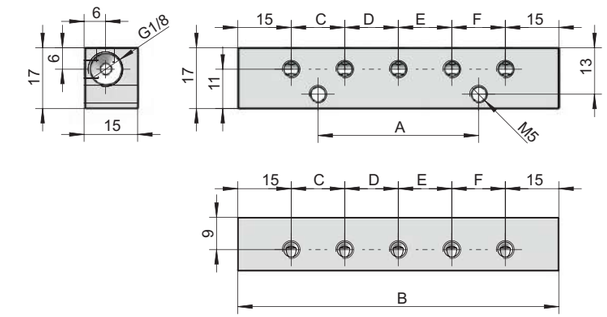

产品规格
Product specifications

货号(PN)	型号(Model)	A	B	C	D	E	F	重量(Weight)
7.Y00153	SMB-10M5-02G18	45	90	15	15	15	15	51g
7.Y00154	SMB-08M5-02G18	30	75	15	15	15	-	42g

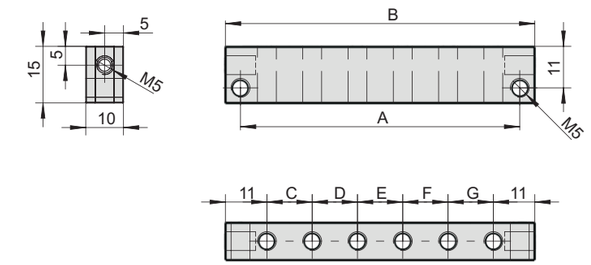

产品规格
Product specifications

货号(PN)	型号(Model)	A	B	C	D	E	F	G	重量(Weight)
7.Y00157	SMB-06M5	26	34	12	-	-	-	-	10g
7.Y00156	SMB-08M5	38	46	12	12	-	-	-	14g
7.Y00155	SMB-10M5	50	58	12	12	12	-	-	18g
7.Y00167	SMB-14M5	74	82	12	12	12	12	12	26g

案例
Case

汇流排
Side Manifold Block

G1/8(x5)

(螺钉套件选配) (Kit With Screws Option)

图纸
Drawing

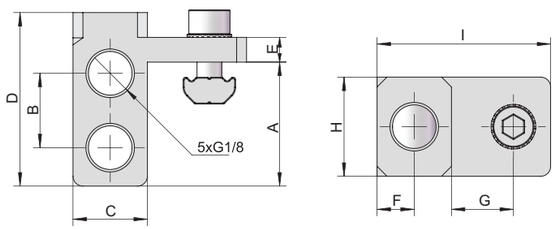

产品规格
Product specifications

货号(PN)	7.Y00229	7.Y01020	7.Y01022
型号(Model)	SMB-5G18	SMB1-5G18	SMB2-5G18
A(mm)	25	25	25
B(mm)	15	15	15
C(mm)	15	15	15
D(mm)	35	35	35
E(mm)	5	5	5
F(mm)	7.50	7.50	7.50
G(mm)	12.50	15	20
H(mm)	20	20	20
I(mm))	35	40	45
PEP1818	√		
PEP2510	√		
PEP2518	√		
PEP2525	√		
PEP5025	√		
PEP3030		√	
PEP4040			√
螺 钉 选 配 件 Accessorier selection			
螺丝(Screws)	PTC-M5L14*1	PTC-M5L14*1	PTC-M5L14*1
双齿平垫(Single hole shim)	PTS-M5*1	PTS-M5*1	PTS-M5*1
T型螺母(T-Nuts)	PTN-M5*1	PTN-M5*1	PTN-M5*1
总重量(Weight)	30g	33g	34g

注: 如需螺钉套件货号和型号加T 如: 型号SMB-5G18T 货号7.Y00229-T

Note: If screw kits needed, add T to the part number and model number. eg: Model SMB-5G18T Part number 7.Y00229-T

案例
Case

汇流排
Side Manifold Block

G1/8(x9)

(螺钉套件选配) (Kit With Screws Option)

图纸
Drawing

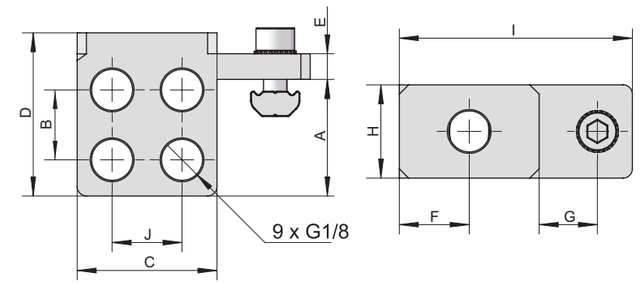

产品规格
Product specifications

货号(PN)	7.Y00231	7.Y01021	7.Y01023
型号(Model)	SMB-9G18	SMB1-9G18	SMB2-9G18
A(mm)	25	25	25
B(mm)	15	15	15
C(mm)	30	30	30
D(mm)	35	35	35
E(mm)	5.50	5.50	5.50
F(mm)	15	15	15
G(mm)	12.50	15	20
H(mm)	20	20	20
I(mm)	50	55	60
J(mm)	15	15	15
PEP1818	√		
PEP2510	√		
PEP2518	√		
PEP2525	√		
PEP5025	√		
PEP3030		√	
PEP4040			√
螺 钉 选 配 件 Accessorier selection			
螺丝(Screws)	PTC-M5L14*1	PTC-M5L14*1	PTC-M5L14*1
双齿平垫(Single hole shim)	PTS-M5*1	PTS-M5*1	PTS-M5*1
T型螺母(T-Nuts)	PTN-M5*1	PTN-M5*1	PTN-M5*1
总重量(Weight)	50g	52g	54g

注: 如需螺钉套件货号和型号加T 如: 型号SMB-9G18T 货号7.Y00231-T

Note: If screw kits needed, add T to the part number and model number. eg: Model SMB-9G18T Part number 7.Y00231-T

案例
Case

双通道汇流排
Side Manifold Block

G1/8(5+5)

(螺钉套件选配) (Kit With Screws Option)

图纸
Drawing

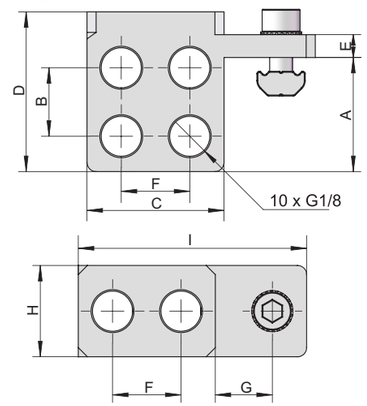

产品规格
Product specifications

货号(PN)	7.Y00230	7.Y01024	7.Y01025
型号(Model)	SMB-D5G18	SMB1-D5G18	SMB2-D5G18
A(mm)	25	25	25
B(mm)	15	15	15
C(mm)	30	30	30
D(mm)	35	35	35
E(mm)	5	5	5
F(mm)	15	15	15
G(mm)	12.50	15	20
H(mm)	20	20	20
I(mm)	50	55	60
PEP1818	√		
PEP2510	√		
PEP2518	√		
PEP2525	√		
PEP5025	√		
PEP3030		√	
PEP4040			√
螺钉选配件 Accessorier selection			
螺丝(Screws)	PTC-M5L14*1	PTC-M5L14*1	PTC-M5L14*1
双齿平垫(Single hole shim)	PTS-M5*1	PTS-M5*1	PTS-M5*1
T型螺母(T-Nuts)	PTN-M5*1	PTN-M5*1	PTN-M5*1
总重量(Weight)	48g	51g	52g

注: 如需螺钉套件货号和型号加T 如: 型号SMB-D5G18T 货号7.Y00230-T

Note: If screw kits needed, add T to the part number and model number. eg: Model SMB-D5G18T Part number 7.Y00230-T

案例
Case

多方位汇流排
Manifold Block

(螺钉套件选配) (Kit With Screws Option)

图纸
Drawing

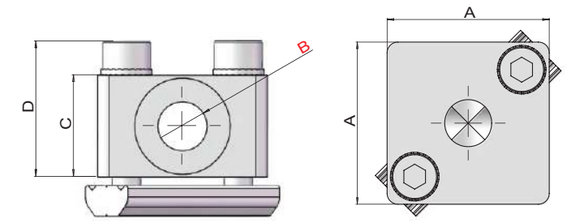

产品规格
Product specifications

货号(PN)	7.Y00240	7.Y00241
型号(Model)	SMB-A5G18	SMB-A5G14
A(mm)	30	40
B(mm)	(x5)G1/8	(x5)G1/4
C(mm)	18	20
D(mm)	24	23
螺钉选配件 Accessorier selection		
螺丝(Screws)	PTC-M5L25*2	PTC-M5L25*2
双齿平垫(Single hole shim)	PTS-M5*2	PTS-M5*2
T型螺母(T-Nuts)	PTN-M5P28*1	PTN-M5P35*1
总重量(Weight)	50g	80g

注: 如需螺钉套件货号和型号加T 如: 型号SMB-A5G18T 货号7.Y00240-T

Note: If screw kits needed, add T to the part number and model number. eg: Model SMB-A5G18T Part number 7.Y00240-T

案例
Case

空气引导延长管
Extensio Tube With Aair Lead

图纸
Drawing

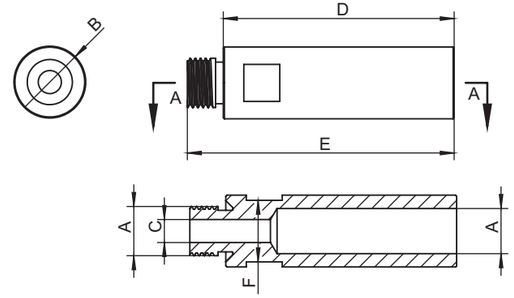

产品规格
Product specifications

货号(PN)	型号(Model)	A	B	C	D	E	F	重量(Weight)
7.Y02063	SMBY-1050M5	M5	Ø10	Ø2	45	50	8	7.7g
7.Y02064	SMBY-1095M5	M5	Ø10	Ø2	90	95	8	16.4g
7.Y02065	SMBY-1452G18	G1/8	Ø14	Ø4.5	45	52	12	12.6g
7.Y02066	SMBY-1497G18	G1/8	Ø14	Ø4.5	90	97	12	23.8g
7.Y02067	SMBY-2053G14	G1/4	Ø20	Ø6.5	45	53	17	27.0g
7.Y02068	SMBY-2098G14	G1/4	Ø20	Ø6.5	90	98	17	51.9g

延长杆
Extension Tube

图纸
Drawing

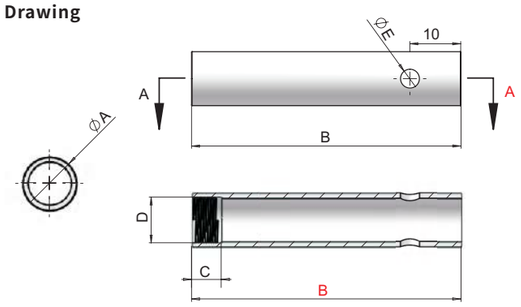

产品规格
Product specifications

货号(PN)	型号(Model)	A	B	C	D	E	重量(Weight)
7.Y00736	SMBY12-50	Ø12	50	12	M10*1	5	9g
7.Y00735	SMBY12-100	Ø12	100	12	M10*1	5	17g
7.Y00733	SMBY14-50	Ø14	50	12	M12*1	5	10g
7.Y00734	SMBY14-100	Ø14	100	12	M12*1	5	20g
7.Y00732	SMBY20-50	Ø20	50	15	M17*1	8	16g
7.Y00731	SMBY20-100	Ø20	100	15	M17*1	8	31g
7.Y00462	SMBY20-150	Ø20	150	15	M17*1	8	47g
7.Y01027	SMBY25-100	Ø25	100	15	M22*1	8	43g
7.Y00729	SMBY30-50	Ø30	50	18	M27*1	9	29g
7.Y00730	SMBY30-100	Ø30	100	18	M27*1	9	58g
7.Y00463	SMBY30-150	Ø30	150	18	M27*1	9	87g

连接块.SSW
Connector SSW

图纸
Drawing

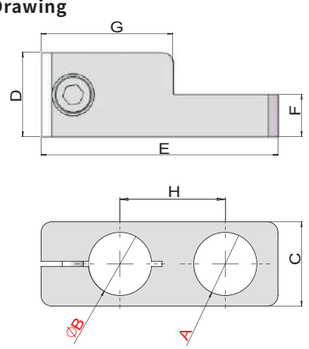

产品规格
Product specifications

货号(PN)	型号(Model)	A	B	C	D	E	F	G	H	重量(Weight)
7.Y00028	SMBT1-M1412	M14*1	Ø12	16	16	45	8	25	20	16g

平行连接块
Parallel Connector

图纸
Drawing

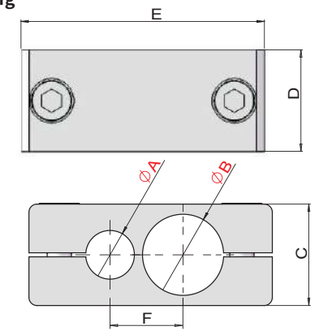

产品规格
Product specifications

货号(PN)	型号(Model)	A	B	C	D	E	F	重量(Weight)
7.Y00042	SMBP-0808	Ø8	Ø8	12	12	35	10	11g
7.Y00043	SMBP-0812	Ø8	Ø12	16	16	43	12	23g
7.Y00044	SMBP-1212	Ø12	Ø12	16	16	44	14	21g
7.Y00045	SMBP-2012	Ø20	Ø12	25	25	60	18	75g
7.Y00046	SMBP-2020	Ø20	Ø20	25	25	66	24	71g

十字连接块
Swing Block

图纸
Drawing

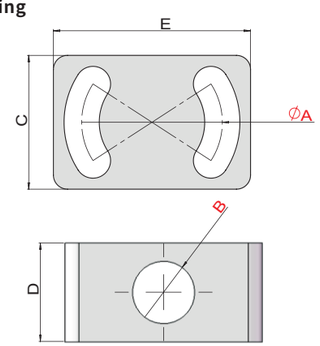

产品规格
Product specifications

货号(PN)	型号(Model)	A	B	C	D	E	重量(Weight)
7.Y00048	SMBT4-G1820	Ø20	G1/8	19	14	28	11g

十字连接块
Cross Connector

图纸
Drawing

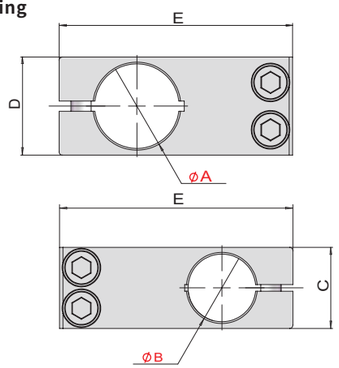

产品规格
Product specifications

货号(PN)	型号(Model)	A	B	C	D	E	重量(Weight)
7.Y01002	SMBT-1414	Ø14	Ø14	18	18	46	25g
7.Y00998	SMBT-2520	Ø25	Ø20	24	29	69	79g
7.Y00999	SMBT-2525	Ø25	Ø25	30	30	78	114g

十字连接块
Cross Connector

图纸
Drawing

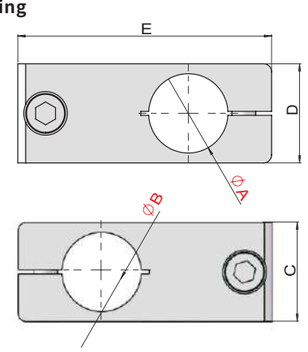

产品规格
Product specifications

货号(PN)	型号(Model)	A	B	C	D	E	重量(Weight)
7.Y00025	SMBT-0808	Ø8	Ø8	12	12	35	10g
7.Y00026	SMBT-1208	Ø12	Ø8	12	16	43	16g
7.Y00020	SMBT-1212	Ø12	Ø12	16	16	47	22g
7.Y00794	SMBT-1214	Ø12	Ø14	18	18	48	29g
7.Y00027	SMBT-2012	Ø20	Ø12	25	25	59	72g
7.Y00005	SMBT-2020	Ø20	Ø20	25	25	64	68g

十字连接块
Cross Connector

图纸
Drawing

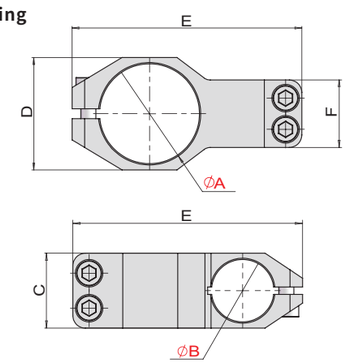

产品规格
Product specifications

货号(PN)	型号(Model)	A	B	C	D	E	F	重量(Weight)
7.Y01059	SMBT-4020	Ø40	Ø20	25	45	88	27	101g
7.Y01004	SMBT-4025	Ø40	Ø25	30	45	92	27	107g
7.Y02058 NEW	SMBT-4030	Ø40	Ø30	35	45	97	32	142g

十字连接块
Cross Connector

图纸
Drawing

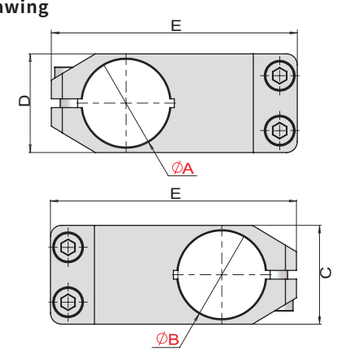

产品规格
Product specifications

货号(PN)	型号(Model)	A	B	C	D	E	F	重量(Weight)
7.Y01003	SMBT-4040	Ø40	Ø40	45	45	112	112	259g

十字连接块
Cross Connection Block

图纸
Drawing

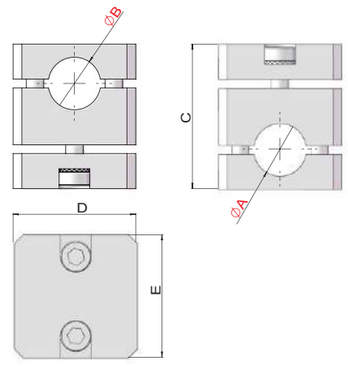

产品规格
Product specifications

货号(PN)	型号(Model)	A	B	C	D	E	重量(Weight)
7.Y00192	SMBT2-1212	Ø12	Ø12	33	28	28	11g
7.Y00185	SMBT2-2020	Ø20	Ø20	48	42	42	30g
7.Y02020	SMBT2-4040	Ø40	Ø40	91	60	60	393g
7.Y02021	SMBT2-3030	Ø30	Ø30	71	50	50	252g
7.Y02022	SMBT2-2525	Ø25	Ø25	60	43	43	165g
7.Y02025	SMBT2-4025	Ø40	Ø25	75	60	45	271g
7.Y02026	SMBT2-4020	Ø40	Ø20	69	60	40	234g

T字型连接块
T Connector

图纸
Drawing

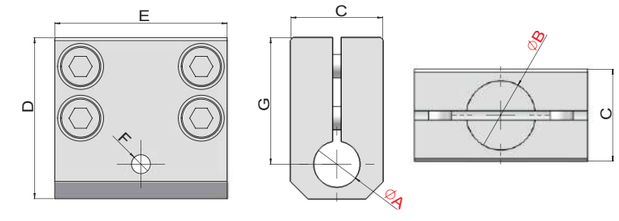

产品规格
Product specifications

货号(PN)	型号(Model)	A	B	C	D	E	F	G	重量(Weight)
7.Y00036	SMBF1-0808	Ø8	Ø8	12	28	26	M4	22	15g
7.Y00037	SMBF1-0812	Ø8	Ø12	16	28	30	M4	22	31g
7.Y00038	SMBF1-1208	Ø12	Ø8	16	35	30	M4	25	29g
7.Y00003	SMBF1-1212	Ø12	Ø12	16	35	30	M4	25	26g
7.Y00039	SMBF1-1220	Ø12	Ø20	25	44	45	M4	34	88g
7.Y00040	SMBF1-2012	Ø20	Ø12	25	54	45	M4	39	111g
7.Y00041	SMBF1-2020	Ø20	Ø20	25	51.5	45	M4	39	78g

T字型连接块
T Connector

图纸
Drawing

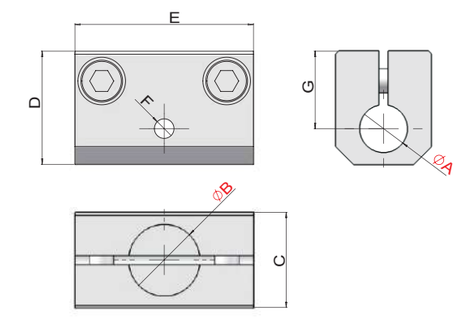

产品规格
Product specifications

货号(PN)	型号(Model)	A	B	C	D	E	F	G	重量(Weight)
7.Y00029	SMBF-0808	Ø8	Ø8	12	20	30	M4	14	14g
7.Y00030	SMBF-0812	Ø8	Ø12	16	20	30	M4	14	23g
7.Y00031	SMBF-1208	Ø12	Ø8	16	26	30	M4	16	19g
7.Y00032	SMBF-1212	Ø12	Ø12	16	26	30	M4	16	18g
7.Y00033	SMBF-1220	Ø12	Ø20	25	30	45	M4	20	60g
7.Y00034	SMBF-2012	Ø20	Ø12	25	40	45	M4	25	63g
7.Y00035	SMBF-2020	Ø20	Ø20	25	40	45	M4	25	56g

十字连接块
Cross Connection Block

图纸
Drawing

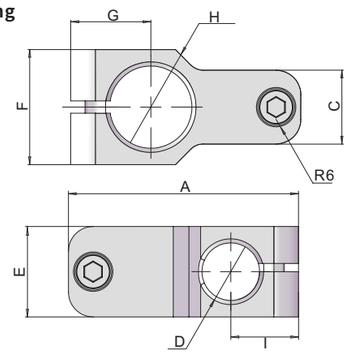

产品规格
Product specifications

货号(PN)	型号(Model)	A	C	D	E	F	G	H	I	重量(Weight)
7.Y00329	SCD-2010	54	14	Ø10	19	28	19.5	Ø20	14.50	41g
7.Y00330	SCD-2014	56	18	Ø14	22	28	19.5	Ø20	16.50	51g
7.Y01049	SCD-3020	75	18	Ø20	25	35	26	Ø30	20	78g

十字连接块
Cross Connection Block

图纸
Drawing

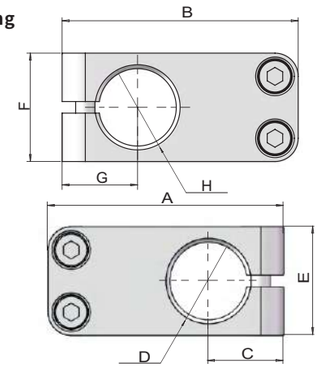

产品规格
Product specifications

货号(PN)	型号(Model)	A	B	C	D	E	F	G	H	重量(Weight)
7.Y00233	SCD-2020	61	61	19.5	Ø20	28	28	19.5	Ø20	85g
7.Y01050	SCD-3030	84	84	26	Ø30	35	35	26	Ø30	98g

案例
Case

十字连接块#2
Swing Block#2

图纸
Drawing

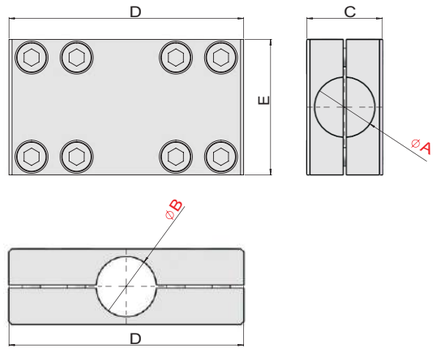

产品规格
Product specifications

货号(PN)	型号(Model)	A	B	C	D	E	重量(Weight)
7.Y00047	SMBT3-2020	Ø20	Ø20	25	78	45	170g

吸力支架
Suction Bracket

图纸
Drawing

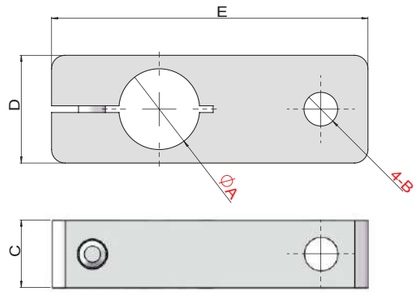

产品规格
Product specifications

货号(PN)	型号(Model)	A	B	C	D	E	重量(Weight)
7.Y00057	SMBG1-8M5	Ø8	M5	12	12	33	9g
7.Y00058	SMBG1-8M6	Ø8	M6	10	12	33	9g
7.Y00059	SMBG1-12M5	Ø12	M5	10	16	47	16g
7.Y00060	SMBG1-12M6	Ø12	M6	10	16	47	16g
7.Y00061	SMBG1-12G18	Ø12	G1/8	16	16	47	25g

传感器支架
Sensor Bracket

图纸
Drawing

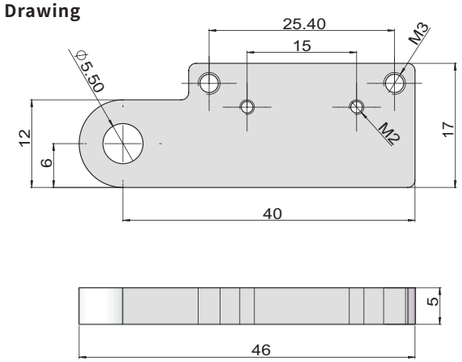

产品规格
Product specifications

货号(PN)	型号(Model)	重量(Weight)
7.Y00070	SMBJ1-5	9g

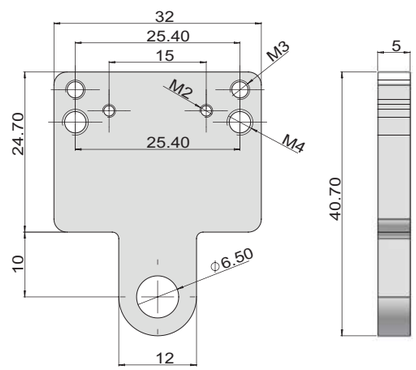

产品规格
Product specifications

货号(PN)	型号(Model)	重量(Weight)
7.Y00071	SMBJ2-6	12g

夹具支架
Chuck Bracket

图纸
Drawing

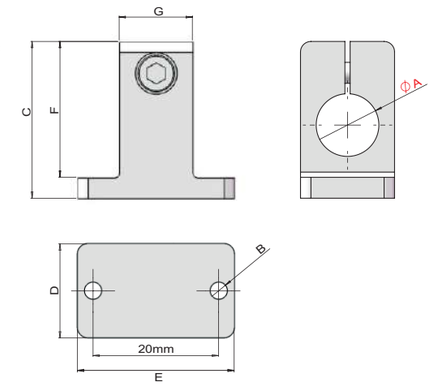

产品规格
Product specifications

货号(PN)	型号(Model)	A	B	C	D	E	F	G	重量(Weight)
7.Y00072	SMBT5-8	Ø8	M4	25	12	27	22	12	10g
7.Y00073	SMBT5-12	Ø12	M4	30	18	30	26	14	19g

支架
Bracket

图纸
Drawing

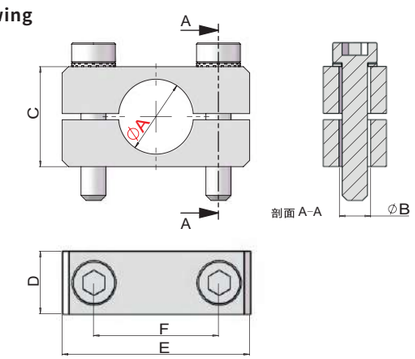

产品规格
Product specifications

货号(PN)	型号(Model)	A	B	C	D	E	F	重量(Weight)
7.Y00074	SMBT6-12	Ø12	Ø6.5	16	16	40	30	35g

气爪安装支架
Gripper Installation Bracket

图纸
Drawing

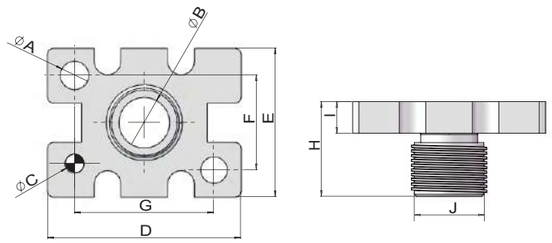

产品规格
Product specifications

货号(PN)	型号(Model)	A	B	C	D	E	F	G	H	I	J	重量(Weight)
7.Y00740	SMBM-10	Ø3.2	Ø5	Ø2	23	16.4	12	18	14	4	M10*1	5g
7.Y00741	SMBM-16	Ø4.2	Ø6.5	Ø3	30.6	23.6	15	22	15	5	M12*1	10g
7.Y00728	SMBM-20	Ø5.5	Ø6.5	Ø4	42	27.6	18	32	15	5	M12*1	14g
7.Y00739	SMBM-25	Ø6.5	Ø7	Ø5	52	33.6	22	40	18	6	M17*1	27g
7.Y00738	SMBM-32	Ø6.5	Ø10	Ø5	60	40	26	46	18	6	M17*1	36g
7.Y00737	SMBM-40	Ø8.5	Ø16	Ø5	72	48	32	56	20	8	M27*1	67g

案例
Case

滑移支架
Slide Bracket

图纸
Drawing

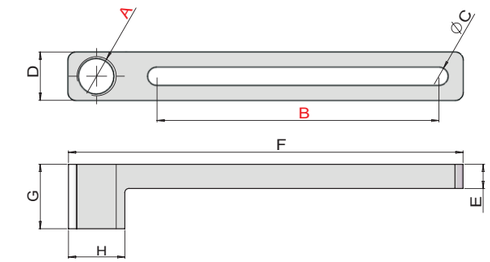

产品规格
Product specifications

货号(PN)	型号(Model)	A	B	C	D	E	F	G	H	重量(Weight)
7.Y00115	SCF1-40M3	M3	40	4.5	12	5	56	10	8	7g
7.Y00118	SCF1-40G18	G1/8	40	4.5	12	6	68	16	14	12g
7.Y00129	SCF1-70M3	M3	70	4.5	12	5	86	10	8	10g
7.Y00132	SCF1-70G18	G1/8	70	4.5	12	6	98	16	14	15g

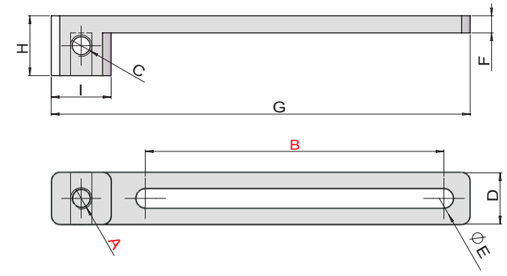

产品规格
Product specifications

货号(PN)	型号(Model)	A	B	C	D	E	F	G	H	I	重量(Weight)
7.Y00173	SCF2-40M5	M5	40	M5	12	4.5	4	68	14	14	9g
7.Y00117	SCF2-40M6	M6	40	M6	12	4.5	4	68	14	14	10g
7.Y00130	SCF2-70M5	M5	70	M5	12	4.5	4	98	14	14	12g
7.Y00131	SCF2-70M6	M6	70	M6	12	4.5	4	98	14	14	13g

支架
Bracket T

图纸
Drawing

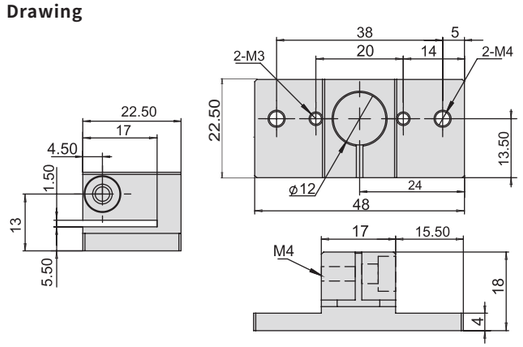

产品规格
Product specifications

货号(PN)	型号(Model)	重量(Weight)
7.Y00082	SMBU-12	21g

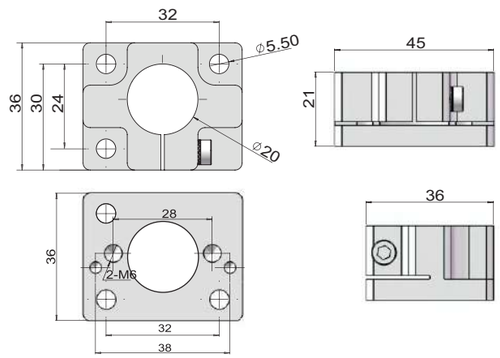

产品规格
Product specifications

货号(PN)	型号(Model)	重量(Weight)
7.Y00255	SMBU2-20	49g

支架
Bracket TH

图纸
Drawing

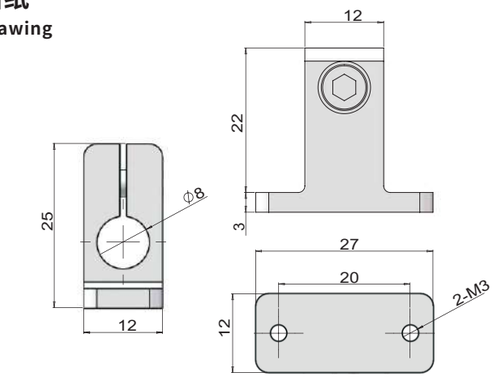

产品规格
Product specifications

货号(PN)	型号(Model)	重量(Weight)
7.Y00085	SMBU3-8	10g

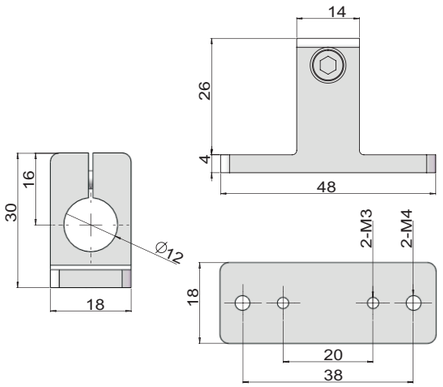

产品规格
Product specifications

货号(PN)	型号(Model)	重量(Weight)
7.Y00086	SMBU4-12	22g

支架
Bracket TV

图纸
Drawing

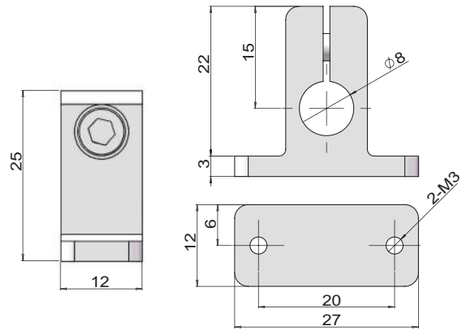

产品规格
Product specifications

货号(PN)	型号(Model)	重量(Weight)
7.Y00088	SMBU6-8	10g

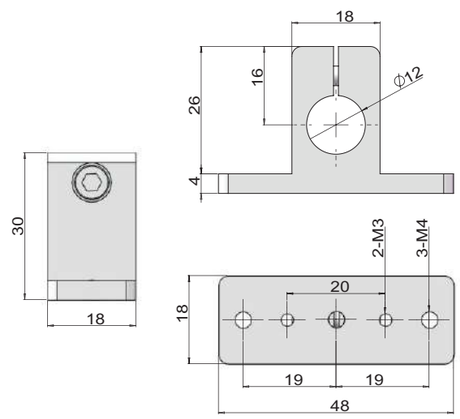

产品规格
Product specifications

货号(PN)	型号(Model)	重量(Weight)
7.Y00089	SMBU7-12	26g

支架L12
Bracket L12

图纸
Drawing

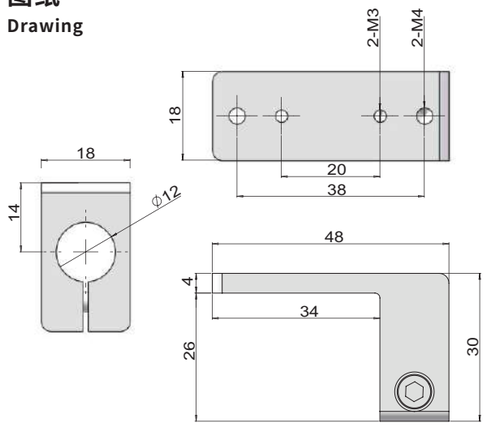

产品规格
Product specifications

货号(PN)	型号(Model)	重量(Weight)
7.Y00081	SMBT9-12	23g

支架
Bracket TH

图纸
Drawing

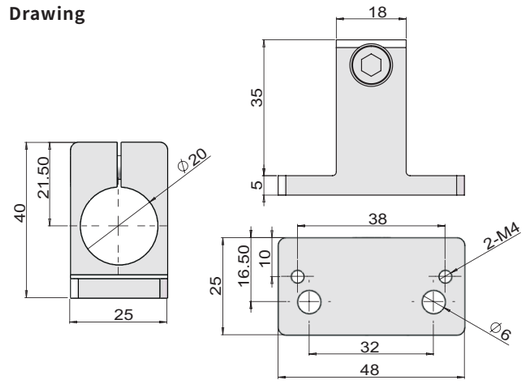

产品规格
Product specifications

货号(PN)	型号(Model)	重量(Weight)
7.Y00087	SMBU5-20	44g

支架
Bracket T

图纸
Drawing

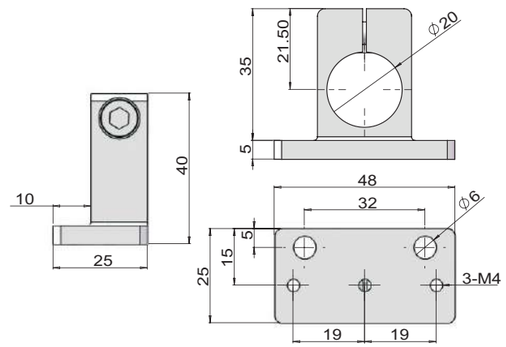

产品规格
Product specifications

货号(PN)	型号(Model)	重量(Weight)
7.Y00090	SMBU8-20	39g

支架
Bracket

图纸
Drawing

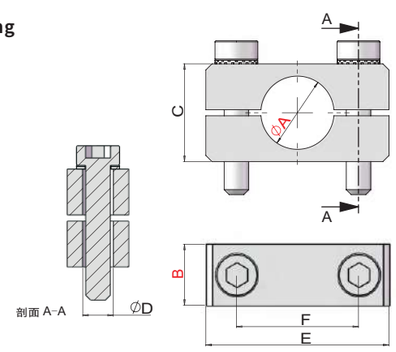

产品规格
Product specifications

货号(PN)	型号(Model)	A	B	C	D	E	F	重量(Weight)
7.Y00091	SMBK1-8T10	Ø8	10	16	Ø5.5	30	20	20g
7.Y00092	SMBK1-12T10	Ø12	10	16	Ø5.5	30	20	14g
7.Y00093	SMBK1-20T10	Ø20	10	27	Ø6.5	40	30	36g
7.Y00094	SMBK1-8T16	Ø8	16	16	Ø6.5	30	20	32g
7.Y00095	SMBK1-12T16	Ø12	16	16	Ø4.5	30	20	20g
7.Y00096	SMBK1-20T16	Ø20	16	27	Ø6.5	40	30	48g

滑移支架
Slide Bracket

图纸
Drawing

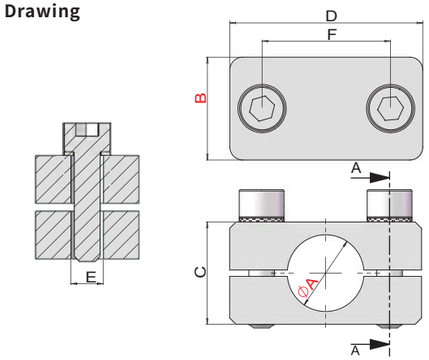

产品规格
Product specifications

货号(PN)	型号(Model)	A	B	C	D	E	F	重量(Weight)
7.Y00064	SMBS-8T10	Ø8	10	16	30	M4	20	16g
7.Y00065	SMBS-12T10	Ø12	10	16	30	M4	20	15g
7.Y00066	SMBS-20T10	Ø20	10	25	40	M6	30	33g
7.Y00067	SMBS-8T16	Ø8	16	16	30	M6	20	29g
7.Y00001	SMBS-12T16	Ø12	16	16	30	M6	20	29g
7.Y00068	SMBS-20T16	Ø20	16	25	40	M6	30	44g

固定支架
Fixed Bracket

图纸
Drawing

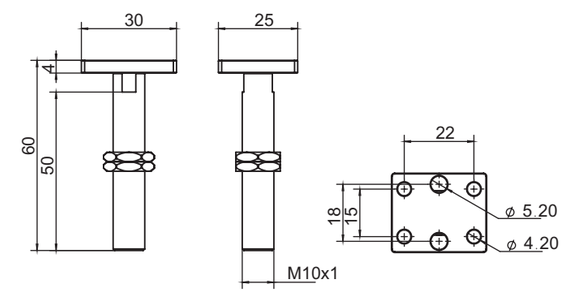

产品规格
Product specifications

货号(PN)	型号(Model)	重量(Weight)
7.Y01051	SMBU9-M10	21g

案例
Case

滑移支架
Slide Bracket

图纸
Drawing

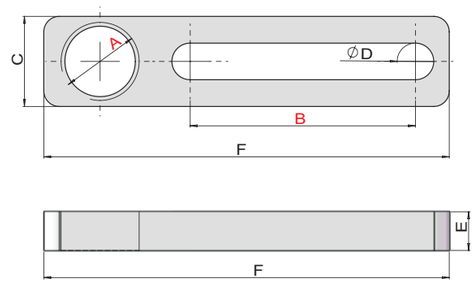

产品规格
Product specifications

货号(PN)	型号(Model)	A	B	C	D	E	F	重量(Weight)
7.Y00119	SCF3-40M10	M10*1	40	16	6.5	5	70	10g
7.Y00120	SCF3-40M12	M12*1	40	16	6.5	5	72	10g
7.Y00121	SCF3-40M17	M17*1	40	25	6.5	5	80	20g
7.Y00133	SCF3-70M10	M10*1	70	16	6.5	5	100	14g
7.Y00134	SCF3-70M12	M12*1	70	16	6.5	5	102	14g
7.Y00135	SCF3-70M17	M17*1	70	25	6.5	5	110	28g

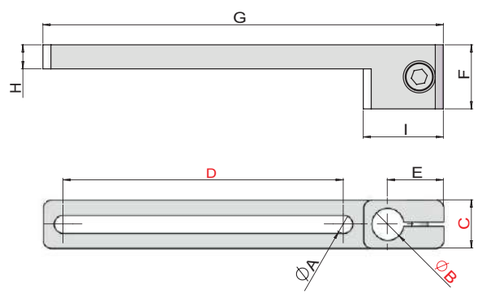

产品规格
Product specifications

货号(PN)	型号(Model)	A	B	C	D	E	F	G	H	I	重量(Weight)
7.Y00122	SCF4-0840W12	4.5	Ø8	12	40	14	16	70	6	20	14g
7.Y00123	SCF4-0840W16	6.5	Ø8	16	40	14	16	70	6	20	20g
7.Y00004	SCF4-1240W16	6.5	Ø12	16	40	16	16	75	6	25	21g
7.Y00124	SCF4-2040W25	6.5	Ø20	25	40	20	16	86	6	34	39g
7.Y00136	SCF4-0870W12	4.5	Ø8	12	70	14	16	100	6	20	18g
7.Y00137	SCF4-0870W16	6.5	Ø8	16	70	14	16	100	6	20	25g
7.Y00138	SCF4-1270W16	6.5	Ø12	16	70	16	16	105	6	25	25g
7.Y00139	SCF4-2070W25	6.5	Ø20	25	70	20	16	116	6	34	49g

滑移支架
Slide Bracket

图纸
Drawing

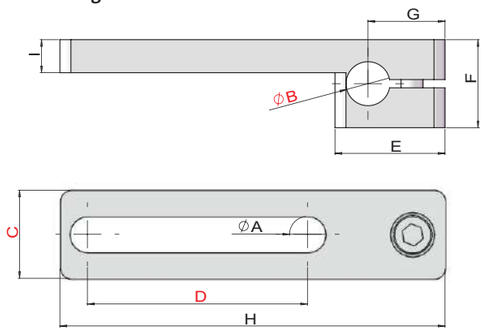

产品规格
Product specifications

货号(PN)	型号(Model)	A	B	C	D	E	F	G	H	I	重量(Weight)
7.Y00125	SCF5-0840W16	6.5	Ø8	16	40	20	16	14	70	6	20g
7.Y00126	SCF5-0840W12	4.5	Ø8	12	40	20	16	14	70	6	15g
7.Y00127	SCF5-1240W16	6.5	Ø12	16	40	25	16	16	75	6	20g
7.Y00128	SCF5-2040W25	6.5	Ø20	25	40	34	25	20	86	6	53g
7.Y00140	SCF5-0870W16	6.5	Ø8	16	70	20	16	14	100	6	25g
7.Y00141	SCF5-0870W12	4.5	Ø8	12	70	20	16	14	100	6	19g
7.Y00142	SCF5-1270W16	6.5	Ø12	16	70	25	16	16	105	6	25g
7.Y00143	SCF5-2070W25	6.5	Ø20	25	70	34	25	20	116	6	48g

旋转支架
Rotation Bracket

NEW

图纸
Drawing

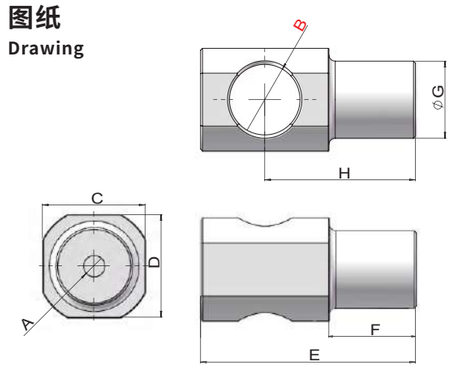

产品规格
Product specifications

货号(PN)	型号(Model)	A	B	C	D	E	F	G	H	重量(Weight)
7.Y00099	SMBR2-M10	M4	M10	14	14	26.5	11.5	Ø8	19	6g
7.Y00100	SMBR2-M12	M4	M12	16	16	33.5	13.5	Ø12	23.5	12g

旋转支架
Rotation Bracket

图纸
Drawing

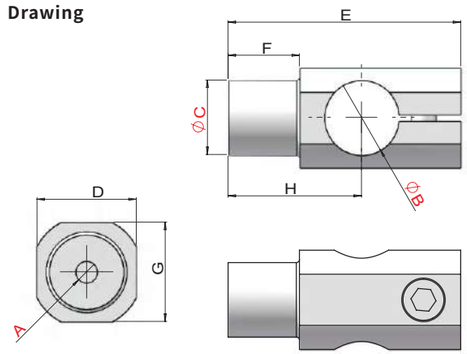

产品规格
Product specifications

货号(PN)	型号(Model)	A	B	C	D	E	F	G	H	重量(Weight)
7.Y00103	SMBR4-0808M4	M4	Ø8	Ø8	12	32.5	11.5	12	17.5	7g
7.Y00110	SMBR4-1208M4	M4	Ø12	Ø8	16	37.5	11.5	16	21.5	13g
7.Y00019	SMBR4-1212M4	M4	Ø12	Ø12	16	39.5	13.5	16	23.5	15g
7.Y00268	SMBR4-1212M4L	M4	Ø12	Ø12	16	55	29	16	39	20g
7.Y00461	SMBR4-1420M6	M6	Ø14	Ø20	25	60	20	25	37	70g
7.Y00007	SMBR4-2020M6	M6	Ø20	Ø20	25	60	20	25	37	59g
7.Y00206	SMBR4-2020M6L	M6	Ø20	Ø20	25	85	45	25	62	81g

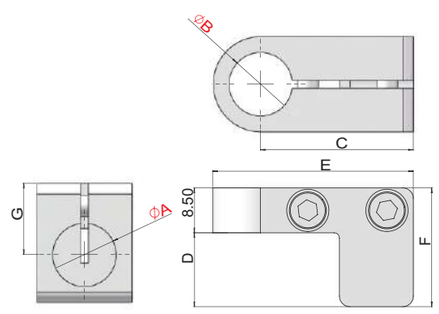

产品规格
Product specifications

货号(PN)	型号(Model)	A	B	C	D	E	F	G	重量(Weight)
7.Y00111	SMBR5-1208	Ø12	Ø8	29	14	38	22.5	13.5	24g
7.Y00104	SMBR5-0808	Ø8	Ø8	29	11.5	36	20	13	16g
7.Y00112	SMBR5-1212	Ø12	Ø12	29	14	38	22.5	13.5	18g

旋转支架
Rotation Bracket

图纸
Drawing

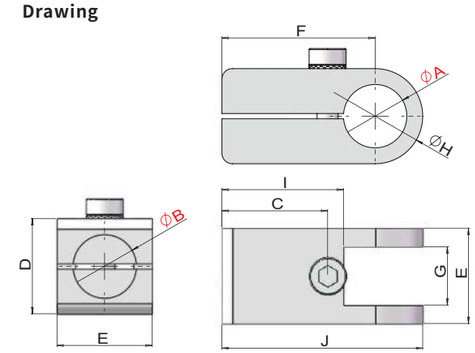

产品规格
Product specifications

货号(PN)	型号(Model)	A	B	C	D	E	F	G	H	I	J	重量(Weight)
7.Y00113	SMBR7-0808	Ø8	Ø8	16	15	15	25	10	15	21	32.5	13g
7.Y00114	SMBR7-1212	Ø12	Ø12	20	18	18	29	11	18	23	38	18g

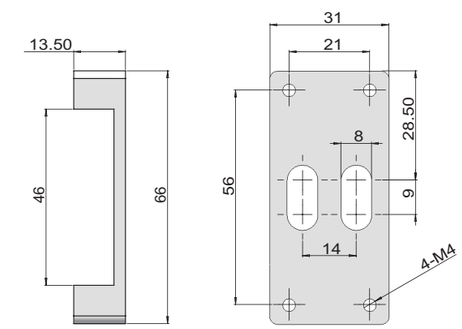

产品规格
Product specifications

货号(PN)	型号(Model)	重量(Weight)
7.Y00063	SMBR-46	31g

旋转支架
Rotation Bracket

产品规格
Product specifications

货号(PN)	型号(Model)	重量(Weight)
7.Y00098	SMBR1-12	9g

图纸
Drawing

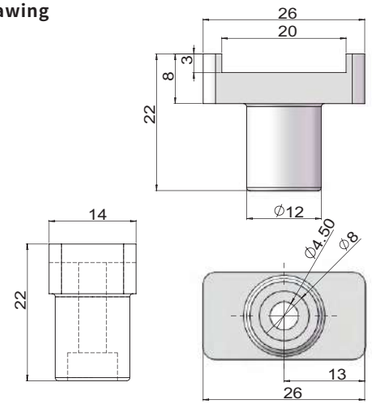

旋转支撑
Swivelling Support

产品规格
Product specifications

货号(PN)	7.Y00236	7.Y00234
规格(Spec)	SCC-20G18	SCC-20M16
A(mm)	54	60.5
B(mm)	19	24
C(mm)	5	6
D(mm)	G1/8	M16×1
E(mm)	25	29
G(mm)	R9.5	R12
重量(Weight)	30g	40g

图纸
Drawing

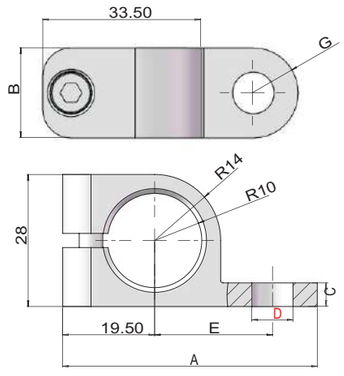

案例
Case

吸盘固定支架
Direct Connector For Vacuum Cup

(螺钉套件选配) (Kit With Screws Option)

图纸
Drawing

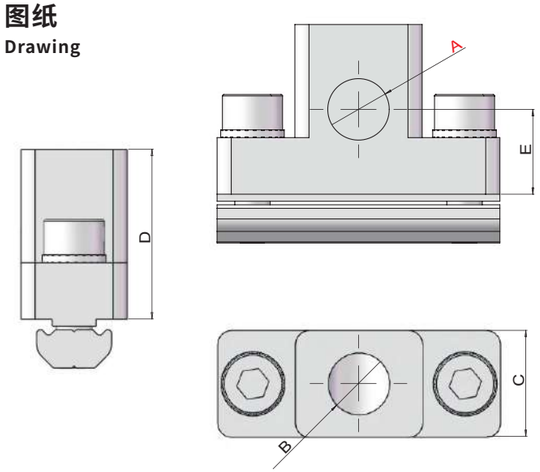

产品规格
Product specifications

货号(PN)	7.Y00235	7.Y00237
型号(Model)	SVA-G18	SVA-G14
A(mm)	G1/8	G1/4
B(mm)	G1/8	G1/8
C(mm)	15	15
D(mm)	24	24
E(mm)	12	10
PEP2518	√	√
PEP2525	√	√
PEP5025	√	√
PEP4040	√	√
PEP3030	√	√
螺钉选配件 Accessorier selection		
螺丝(Screws)	PTC-M5L16*2	PTC-M5L16*2
双齿平垫(Single hole shim)	PTS-M5*2	PTS-M5*2
T型螺母(T-Nuts)	PTN-M5P30*1	PTN-M5P30*1
总重量(Weight)	42g	40g

注: 如需螺钉套件货号和型号加T 如: 型号SVA-G18T 货号7.Y00235-T

Note: If screw kits needed, add T to the part number and model number. eg: Model SVA-G18T Part number 7.Y00235-T

案例
Case

吸盘固定支架
Direct Connector For Vacuum Cup

(螺钉套件选配) (Kit With Screws Option)

图纸
Drawing

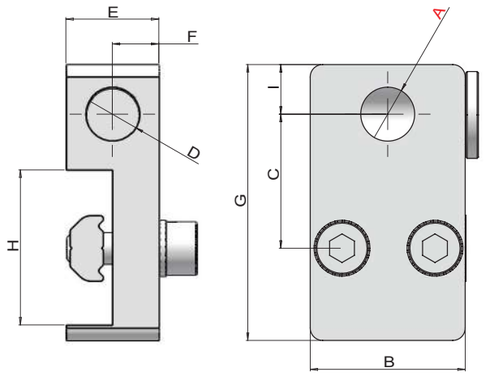

产品规格
Product specifications

货号(PN)	7.Y00242	7.Y00244	7.Y00243
型号(Model)	SVB-M5	SVB-G18	SVB-G14
A(mm)	M5	G1/8	G1/4
B(mm)	16	25	25
C(mm)	13.5	21.5	21.5
D(mm)	M5	G1/8	G1/8
E(mm)	8	15	15
F(mm)	4	7.5	7.5
G(mm)	29	44.5	46.5
H(mm)	18	25	25
I (mm)	4.3	8	10
PEP2518	-	√	√
PEP2525	-	√	√
PEP5025	-	√	√
螺 钉 选 配 件 Accessorier selection			
螺丝(Screws)	PTC-M4L12*2	PTC-M5L16*2	PTC-M5L16*2
双齿平垫(Single hole shim)	PTS-M4*2	PTS-M5*2	PTS-M5*2
T型螺母(T-Nuts)	PTN-M4P8*1	PTN-M5P15*1	PTN-M5P15*1
总重量(Weight)	15g	45g	45g

注: 如需螺钉套件货号和型号加T 如: 型号SVB-M5T 货号7.Y00242-T

Note: If screw kits needed, add T to the part number and model number. eg: Model SVB-M5T Part number 7.Y00242-T

案例
Case

吸盘加长固定支架
Mounting Bracket For Vacuum Cup

(螺钉套件选配) (Kit With Screws Option)

图纸
Drawing

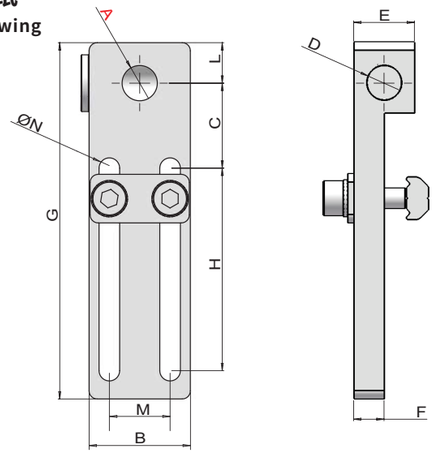

产品规格
Product specifications

货号(PN)	7.Y00328	7.Y00238	7.Y00239
型号(Model)	SVC-M5	SVC-G18	SVC-G14
A(mm)	M5	G1/8	G1/4
B(mm)	16	25	25
C(mm)	14	21	21
D(mm)	M5	G1/8	G1/8
E(mm)	8	15	15
F(mm)	4	7.5	7.5
G(mm)	65	88	88
H(mm)	40	50	50
L(mm)	6	10	10
M(mm)	8	15	15
N(mm)	Ø4.2	Ø5.2	Ø5.2
PEP2518	√	√	√
PEP2525	√	√	√
PEP5025	√	√	√
PEP4040	-	√	√
PEP3030	√	√	√
螺 钉 选 配 件 Accessorier selection			
螺丝(Screws)	PTC-M4L14*2	PTC-M5L16*2	PTC-M5L16*2
双齿平垫(Single hole shim)	PTS-M4*2	PTS-M5*2	PTS-M5*2
T型螺母(T-Nuts)	PTN-M4P8*1	PTN-M5P15*1	PTN-M5P15*1
双孔平垫(Double holes shim)	PTD-M4P8*1	PTD-M5P15*1	PTD-M5P15*1
总重量(Weight)	20g	60g	60g

注: 如需螺钉套件货号和型号加T 如: 型号SVC-M5T 货号7.Y00328-T

Note: If screw kits needed, add T to the part number and model number. eg: Model SVC-M5T Part number 7.Y00328-T

案例
Case

可旋转吸盘固定支架
Mounting Bracket For Vacuum Cup

(螺钉套件选配) (Kit With Screws Option)

图纸
Drawing

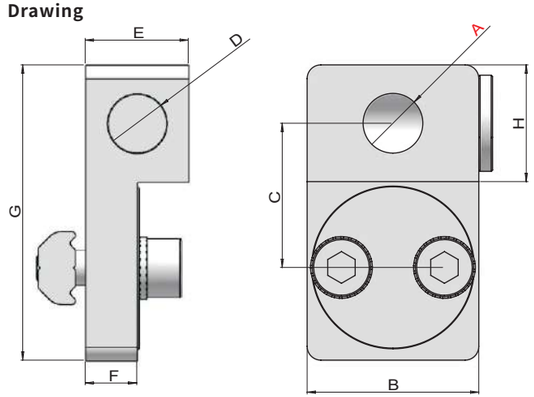

产品规格
Product specifications

货号(PN)	7.Y00416	7.Y00417	7.Y00418
型号(Model)	SVD-M5	SVD-G18	SVD-G14
A(mm)	M5	G1/8	G1/4
B(mm)	16	25	25
C(mm)	13	21	21
D(mm)	M5	G1/8	G1/8
E(mm)	10	15	15
F(mm)	5	7.5	7.5
G(mm)	28	43	43
H(mm)	10	17	17
PEP2518	√	√	√
PEP2525	√	√	√
PEP5025	√	√	√
PEP4040	-	√	√
PEP3030	√	√	√
螺钉选配件 Accessorier selection			
螺丝(Screws)	PTC-M4L12*2	PTC-M5L16*2	PTC-M5L16*2
双齿平垫(Single hole shim)	PTS-M4*2	PTS-M5*2	PTS-M5*2
T型螺母(T-Nuts)	PTN-M4P8*1	PTN-M5P15*1	PTN-M5P15*1
总重量(Weight)	15g	45g	42g

注: 如需螺钉套件货号和型号加T 如: 型号SVD-M5T 货号7.Y00416-T

Note: If screw kits needed, add T to the part number and model number. eg: Model SVD-M5T Part number 7.Y00416-T

案例
Case

吸盘安装杆
Leg For Vacuum Cup

图纸
Drawing

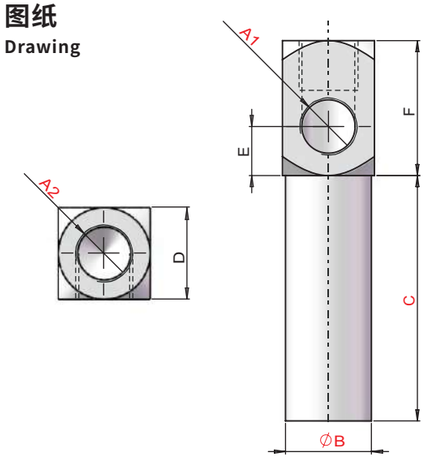

产品规格
Product specifications

货号(PN)	型号(Model)	A1(mm)	A2(mm)	B(mm)	C(mm)	D(mm)	E(mm)	F(mm)	重量(Weight)
7.Y00410	SVE-M51030	M5	M5	Ø10	30	11	6	16	10g
7.Y00411	SVE-M51060	M5	M5	Ø10	60	11	6	16	13g
7.Y00412	SVE-M51090	M5	M5	Ø10	90	11	6	16	17g
7.Y00772	SVE-M51230	M5	M5	Ø12	30	13	7	17	12g
7.Y00773	SVE-M51260	M5	M5	Ø12	60	13	7	17	15g
7.Y00774	SVE-M51290	M5	M5	Ø12	90	13	7	17	19g
7.Y00413	SVE-G181440	G1/8	G1/8	Ø14	40	15	8	22	17g
7.Y00414	SVE-G181480	G1/8	G1/8	Ø14	80	15	8	22	25g
7.Y00415	SVE-G1814120	G1/8	G1/8	Ø14	120	15	8	22	32g
7.Y00008	SVE-G142050	G1/8	G1/4	Ø20	50	20	8	23	40g
7.Y00009	SVE-G1420100	G1/8	G1/4	Ø20	100	20	8	23	60g
7.Y00010	SVE-G1420150	G1/8	G1/4	Ø20	150	20	8	23	75g

案例
Case

夹腿
Clamp Leg

夹腿
Clamp Leg
(SCA1)

重型夹腿
Heavy Clamp Leg
(SCA2)

图纸
Drawing

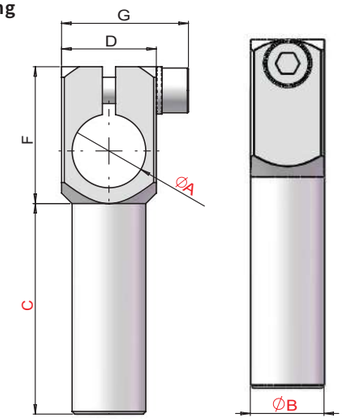

产品规格
Product specifications

货号(PN)	型号(Model)	A(mm)	B(mm)	C(mm)	D(mm)	F(mm)	G(mm)	重量(Weight)
7.Y00398	SCA1-1010L30	Ø10	Ø10	30	14	19	19	10g
7.Y00399	SCA1-1010L60	Ø10	Ø10	60	14	19	19	15g
7.Y00400	SCA1-1010L90	Ø10	Ø10	90	14	19	19	20g
7.Y00769	SCA1-1212L30	Ø12	Ø12	30	19	21	21	13g
7.Y00770	SCA1-1212L60	Ø12	Ø12	60	19	21	21	18g
7.Y00771	SCA1-1212L90	Ø12	Ø12	90	19	21	21	23g
7.Y00401	SCA1-1414L40	Ø14	Ø14	40	18	26	24	20g
7.Y00402	SCA1-1414L80	Ø14	Ø14	80	18	26	24	30g
7.Y00403	SCA1-1414L120	Ø14	Ø14	120	18	26	24	40g
7.Y00404	SCA1-2020L50	Ø20	Ø20	50	25	32	31	45g
7.Y00405	SCA1-2020L100	Ø20	Ø20	100	25	32	31	70g
7.Y00406	SCA1-2020L150	Ø20	Ø20	150	25	32	31	105g
7.Y00407	SCA1-3030L80	Ø30	Ø30	80	40	44	46	170g
7.Y00408	SCA1-3030L140	Ø30	Ø30	140	40	44	46	230g
7.Y00409	SCA1-3030L200	Ø30	Ø30	200	40	44	46	300g
7.Y00996	SCA2-2020L50	Ø20	Ø20	50	25	32	31	65g
7.Y01000	SCA2-2020L100	Ø20	Ø20	100	25	32	31	86g
7.Y00997	SCA2-2020L150	Ø20	Ø20	150	25	32	31	101g
7.Y02030 NEW	SCA2-2525L50	Ø25	Ø25	50	30	38	36	102g
7.Y02031 NEW	SCA2-2525L100	Ø25	Ø25	100	30	38	36	131g
7.Y02032 NEW	SCA2-2525L150	Ø25	Ø25	150	30	38	36	163g
7.Y01006	SCA2-3030L80	Ø30	Ø30	80	35	43	42	209g
7.Y01005	SCA2-3030L140	Ø30	Ø30	140	35	43	42	288g
7.Y01001	SCA2-3030L200	Ø30	Ø30	200	35	43	42	344g

案例
Case

NR剪刀固定支架
NR Nipper Mounting Bracket

图纸
Drawing

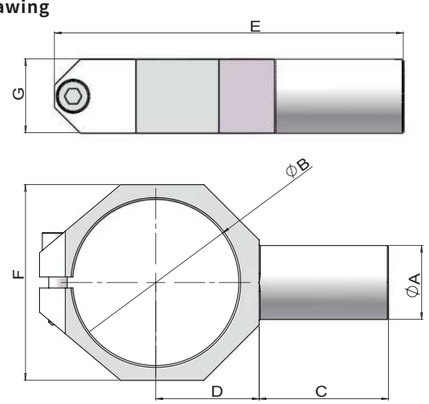

产品规格
Product specifications

货号(PN)	7.Y00470 NEW	7.Y00331	7.Y00261	7.Y00742
型号(Model)	SCE-NR10	SCE-NR20	SCE-NR30	SCE-NR50
A(mm)	Ø14	Ø20	Ø20	Ø30
B(mm)	Ø36	Ø45	Ø56	Ø75
C(mm)	255	35	40	48
D(mm)	22	28	33	41
E(mm)	72	94.5	111	138
F(mm)	43	53	65	83
G(mm)	15	20	25	40
重量(Weight)	29.7g	65g	110g	308g

案例
Case

NS剪刀固定支架
NS Nipper Mounting Bracket

图纸
Drawing

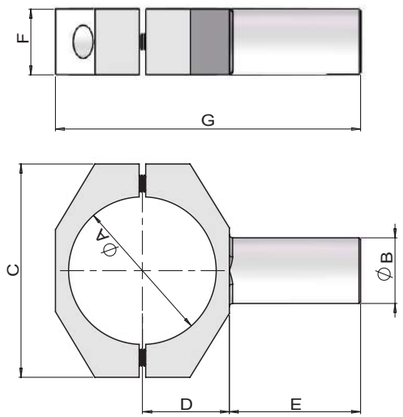

产品规格
Product specifications

货号(PN)	7.Y00692	7.Y00693
型号(Model)	SCE1-NS20	SCE1-NS30
A(mm)	Ø45	Ø56
B(mm)	Ø20	Ø20
C(mm)	65	76
D(mm)	27	33
E(mm)	40	40
F(mm)	20	25
G(mm)	94	106
重量(Weight)	111g	123g

案例
Case

NY05 剪刀固定块
NY05 Fixing Block

图纸
Drawing

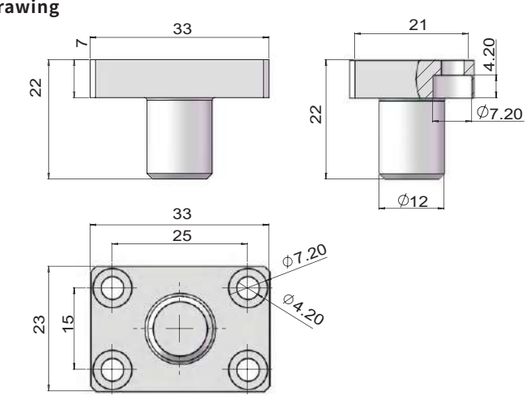

产品规格
Product specifications

货号(PN)	型号(Model)	重量(Weight)
7.Y00796	SCE2-05	17g

NY10/NY15 剪刀固定块
NY05 Fixing Block

图纸
Drawing

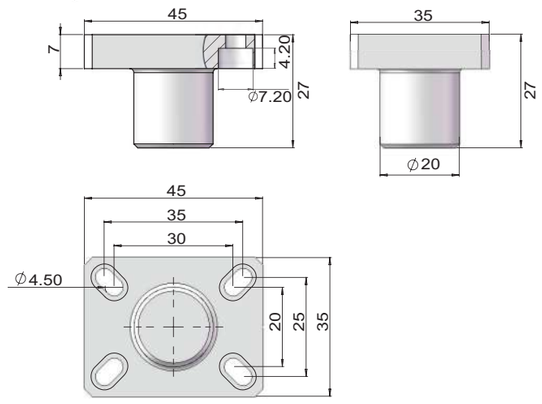

产品规格
Product specifications

货号(PN)	型号(Model)	重量(Weight)
7.Y00094	SCE2-1015	38g

案例
Case

NY25 剪刀固定块
NY25 Fixing Block

图纸
Drawing

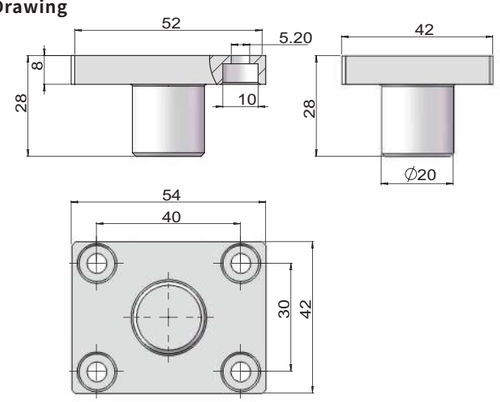

产品规格
Product specifications

货号(PN)	型号(Model)	重量(Weight)
7.Y00633	SCE2-25	61g

案例
Cases

剪刀固定支架
Nipper Bracket

图纸
Drawing

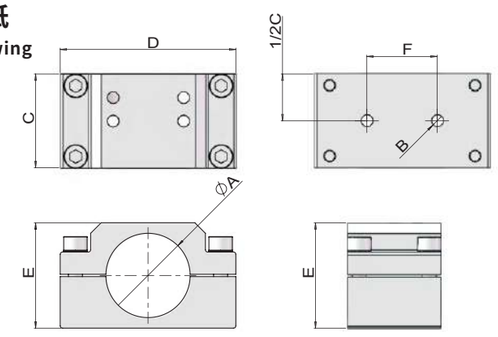

产品规格
Product specifications

货号(PN)	型号(Model)	A	B	C	D	E	F	重量(Weight)
7.Y00075	SCE3-N10	Ø36	M6	40	75	45	30	246g
7.Y00076	SCE3-N20	Ø45	M6	40	75	53	30	228g
7.Y00077	SCE3-N30	Ø56	M6	40	86	63	30	267g

案例
Case

气剪安装支架
Gas Cut Bracket

图纸
Drawing

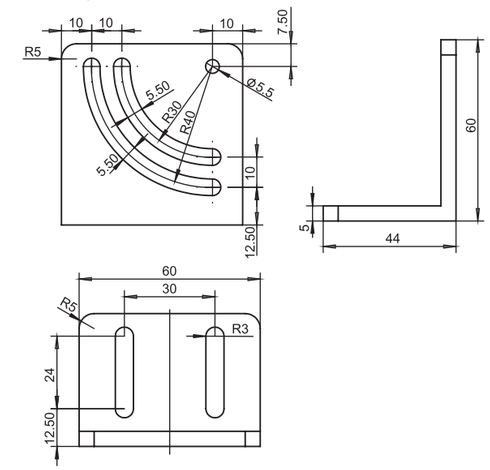

产品规格
Product specifications

货号(PN)	7.Y00868
型号(Model)	SCE4-NR(L.R)

※L.R配对销售 L.RUse together
※GT-NR用 GT-N Use
※重量 Weight：65.5g

案例
Case



气剪固定支架
Gas Cut fixation

图纸
Drawing

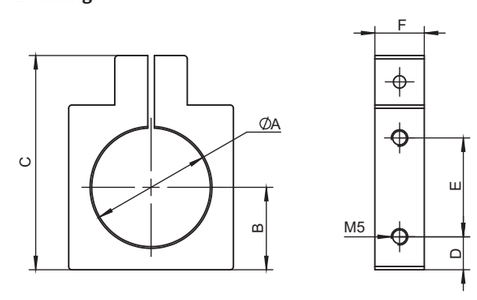

产品规格
Product specifications

货号(PN)	型号(Model)	A	B	C	D	E	F	重量(Weight)
7.Y00146	SCE4-NR30	56	35	85	10	40	15	111g
7.Y00147	SCE4-NR20	45	30	75	10	40	15	93g
7.Y00148	SCE4-NR10	36	25	65	10	30	15	72g

剪刀水口夹可旋转安装支架
Adjustable Nipper Mounting Clamps

图纸
Drawing

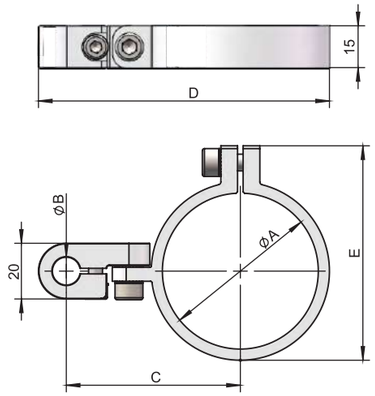

产品规格
Product specifications

货号(PN)	型号(Model)	A	B	C	D	E	重量(Weight)
7.Y00946	SCE-NR20-D10	Ø45	Ø10	56.5	93	65	57.5
7.Y00947	SCE-NR20-D12	Ø45	Ø12	56.5	93	65	55.5
7.Y00948	SCE-NR30-D10	Ø56	Ø10	62.5	104.5	77	67.5
7.Y00949	SCE-NR30-D12	Ø56	Ø12	62.5	104.5	77	65.5

案例
Case

机械手固定支架
Access Robot Bracket

图纸
Drawing

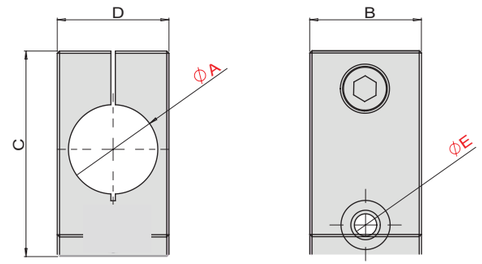

产品规格
Product specifications

货号(PN)	型号(Model)	A	B	C	D	E	重量(Weight)
7.Y00051	SMBH1-8M5	Ø8	14	35	12	Ø5.5	15g
7.Y00052	SMBH1-8M6	Ø8	14	35	12	Ø6.5	12g
7.Y00053	SMBH1-12M5	Ø12	20	39	16	Ø5.5	30g
7.Y00002	SMBH1-12M6	Ø12	20	39	16	Ø6.5	25g
7.Y00054	SMBH1-12M8	Ø12	20	45	25	Ø9	42g
7.Y00055	SMBH1-20M6	Ø20	20	50	25	Ø6.5	48g
7.Y00056	SMBH1-20M8	Ø20	20	50	25	Ø9	51g

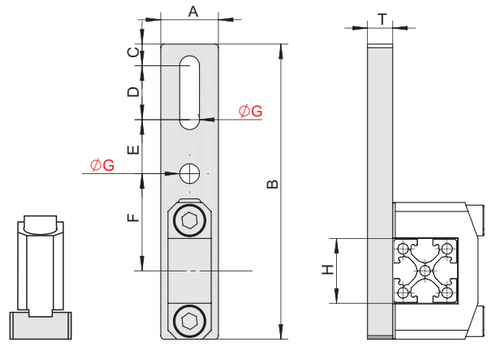

产品规格
Product specifications

货号(PN)	型号(Model)	A	B	C	D	E	F	G	H	T	重量(Weight)
7.Y00869	SMBE7-18M5	16	82	6	15	15	27	Ø5.5	18	7	20.5g
7.Y00870	SMBE7-18M6	16	82	6	15	15	27	Ø6.5	18	7	20g
7.Y00871	SMBE7-25M5	16	90	7	15	15	30.5	Ø5.5	25	7	22.5g
7.Y00872	SMBE7-25M6	16	90	7	15	15	30.5	Ø6.5	25	7	22g

案例
Case

弯臂
Elbow Arm

图纸
Drawing

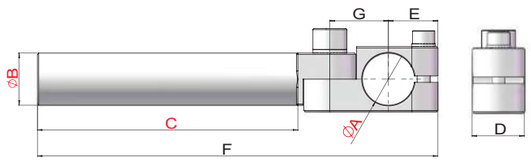

产品规格
Product specifications

货号(PN)	型号(Model)	A(mm)	B(mm)	C(mm)	D(mm)	E(mm)	F(mm)	G(mm)	重量(Weight)
7.Y00388	SEA-1010L60	Ø10	Ø10	60	10	13	93	12.5	20g
7.Y00776	SEA-1212L60	Ø12	Ø12	60	12	15	98	14.5	22g
7.Y00389	SEA-1414L40	Ø14	Ø14	40	14	16	82	16.5	32g
7.Y00390	SEA-1414L80	Ø14	Ø14	80	14	16	122	16.5	42g
7.Y00391	SEA-1414L120	Ø14	Ø14	120	14	16	162	16.5	50g
7.Y00392	SEA-2020L50	Ø20	Ø20	50	20	19	104	22.5	70g
7.Y00393	SEA-2020L100	Ø20	Ø20	100	20	19	154	22.5	90g
7.Y00394	SEA-2020L150	Ø20	Ø20	150	20	19	204	22.5	120g
7.Y00395	SEA-3030L80	Ø30	Ø30	80	30	27	160	34.8	235g
7.Y00396	SEA-3030L140	Ø30	Ø30	140	30	27	220	34.8	300g
7.Y00397	SEA-3030L200	Ø30	Ø30	200	30	27	280	34.8	360g

案例
Case

重型弯臂
Heavy Duty Elbow Arm

图纸
Drawing

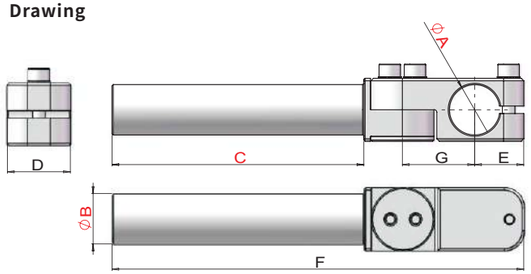

产品规格
Product specifications

货号(PN)	7.Y00350	7.Y00351	7.Y00166	7.Y00352	7.Y00353	7.Y00354
型号(Model)	SEAH-2020L50	SEAH-2020L100	SEAH-2020L150	SEAH-3030L80	SEAH-3030L140	SEAH-3030L200
A(mm)	Ø20	Ø20	Ø20	Ø30	Ø30	Ø30
B(mm)	Ø20	Ø20	Ø20	Ø30	Ø30	Ø30
C(mm)	50	100	150	80	140	200
D(mm)	25	25	25	35	35	35
E(mm)	19.5	19.5	19.5	27.3	27.3	27.3
F(mm)	113.5	163.5	213.5	168.5	228.5	288.5
G(mm)	28.7	28.7	28.7	40.7	40.7	40.7
重量(Weight)	95g	115g	130g	330g	380g	435g

案例
Case

真空吸盘弯臂
Elbow Arm For Vacuum Cup

图纸
Drawing

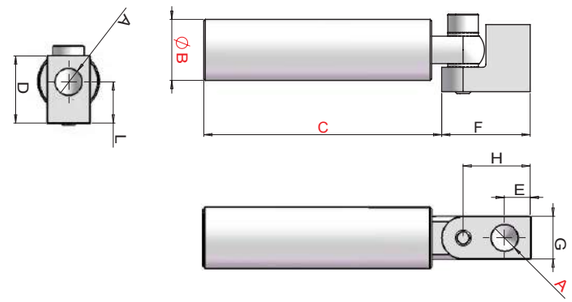

产品规格
Product specifications

货号(PN)	型号(Model)	A(mm)	B(mm)	C(mm)	D(mm)	E(mm)	F(mm)	G(mm)	H(mm)	L(mm)	重量(Weight)
7.Y00432	SEAV-M510L45	M5	Ø10	45	16.5	5.5	19	10	14	11	18g
7.Y00433	SEAV-M510L90	M5	Ø10	90	16.5	5.5	19	10	14	11	27g
7.Y00258	SEAV-G1814L60	G1/8	Ø14	60	22	8.5	29	14	22	13.5	33g
7.Y00434	SEAV-G1814L120	G1/8	Ø14	120	22	8.5	29	14	22	13.5	50g
7.Y00435	SEAV-G1820L78	G1/8	Ø20	78	22	8.5	29	14	22	13.5	60g
7.Y00247	SEAV-G1820L153	G1/8	Ø20	153	22	8.5	29	14	22	13.5	100g
7.Y00436	SEAV-G1420L75	G1/4	Ø20	75	27	12	38	20	28	15	75g
7.Y00437	SEAV-G1420L150	G1/4	Ø20	150	27	12	38	20	28	15	115g

案例
Case

套筒螺母
Bush Nut

图纸
Drawing

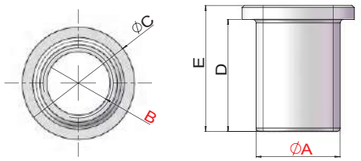

产品规格
Product specifications

货号(PN)	型号(Model)	A	B	C	D	E	重量(Weight)
7.Y00271	SBNA-8M5	Ø8	M5x0.8	Ø12	8	10	1g
7.Y00272	SBNA-8M6	Ø8	M6x1.0	Ø12	8	10	1g
7.Y00273	SBNA-12M5	Ø12	M5x0.8	Ø16	16	18	5g
7.Y00274	SBNA-12M10	Ø12	M10x1.0	Ø16	16	18	3g
7.Y00276	SBNA-20M12	Ø20	M12x1.0	Ø24	16	18	11g
7.Y00277	SBNA-20M17	Ø20	M17x1.0	Ø24	16	18	5g

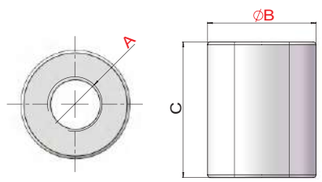

产品规格
Product specifications

货号(PN)	型号(Model)	A	B	C	重量(Weight)
7.Y00275	SBNB-12PT18	PT1/8	Ø12	16	2g
7.Y00278	SBNB-20PT18	PT1/8	Ø20	25	17g

套筒
Bush

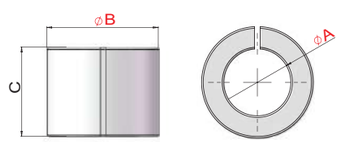

产品规格
Product specifications

货号(PN)	型号(Model)	A	B	C	重量(Weight)
7.Y00280	SBND-1208	Ø8	Ø12	16	6g
7.Y00281	SBND-2012	Ø12	Ø20	16	9g
7.Y00282	SBND-2008	Ø8	Ø20	16	11g

机器人末端快换装置
A quick changer device at the end of a robot

产品优势
Product advantages

高精度

活塞调节机器人侧与夹具侧起到定位作用，提供了较高

重复定位精度。百万次循环测试表明实际精度要远远高于推荐值。

高强度

大缸径设计的锁紧活塞具备强大的锁紧力，

CRG机器人末端快速装置具有强大的抗力矩能力。

锁紧时不会因为高速的移动产生晃动，避免了锁紧失效，保证了重复定位精度。

高性能

多锥面的设计锁紧机构，选用了长寿命密封组件，采用了高品质的弹性接触式探针，

保证了信号模块的紧密接触。

High-precision

The piston adjusting gripper side play the role of positioning, which provides high repeat positioning accuracy. One million cycle tests show that the actual accuracy is much higher than the recommended value.

High strength

The locking piston with large cylinder diameter has strong locking force, CRG robot end fast device has strong anti torque ability. When locking, there will be no shaking due to high-speed movement, thus avoiding locking failure and ensuring repeated positioning accuracy.

High performance

The locking mechanism with multi conical surface design, long life sealing components and high quality elastic contact probe are adopted to ensure the close contact of signal module.

自动快换安装使用示例
Quick Changer Installation example





安装示意图
Installation schematic

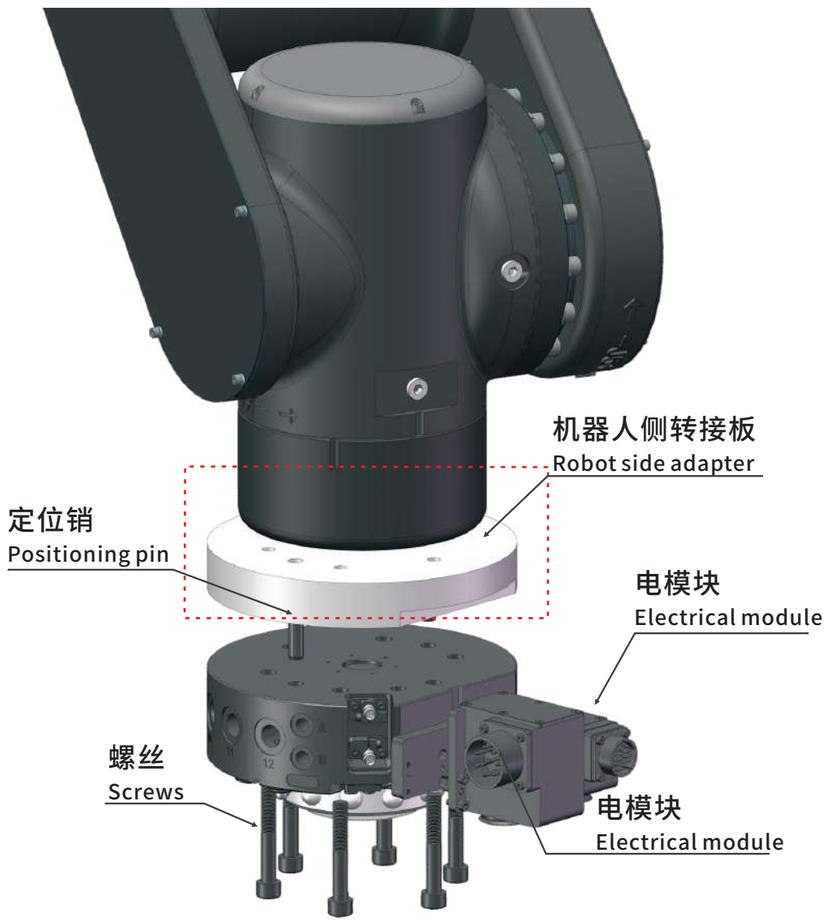

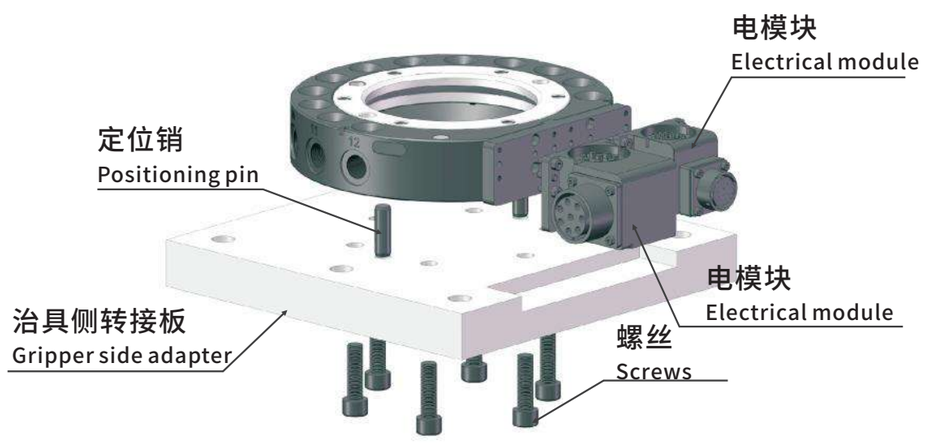

锁定和解锁气动链接
Lock and unlock pneumatic connections

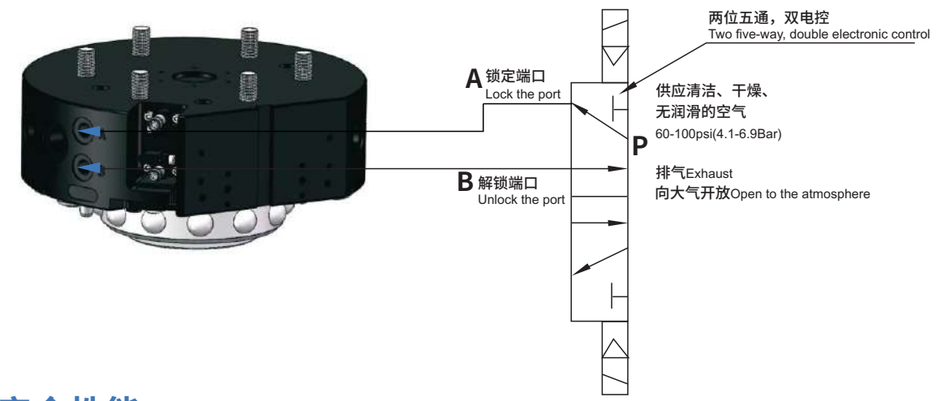

安全性能（选配）
Safety capability (option)

三个安全性能开关，多重防护
Three safety capability switch, multiple protection

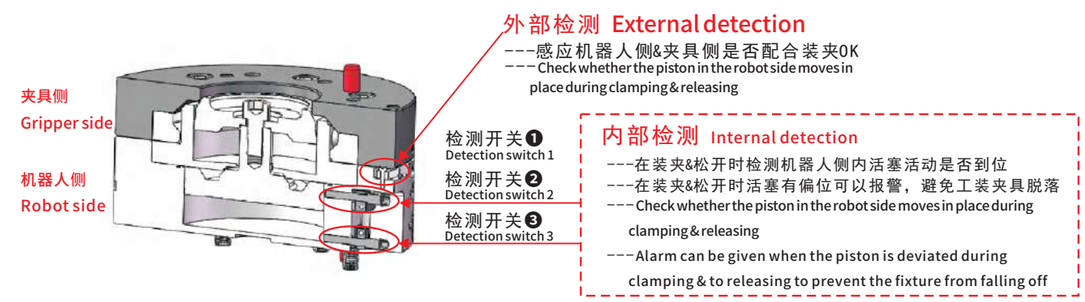

安全方式
Safe Way

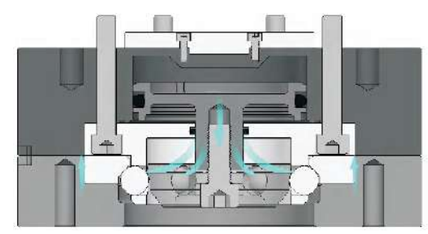

安全回路

1.多个高强度锁紧钢珠保持机器人和工具的锁紧，更安全、稳定。
2.得益于精确的重复精度，即使频繁更换，工具也会被带到精准的操作位置。
3.默认自锁式设计。气压停止供给的情况下，机器人侧与工具侧也不会分离。
1.Multiple high-strength locking balls keep the robot and tools locked, making them safer and more stable.
2.Thanks to the precision of repetition, tools are brought to the precise operating position even if they are changed frequently.
3.Default self-locking design. The robot side and the tool side are not separated when the air pressure is stopped.

额定负载试验
Rated load test

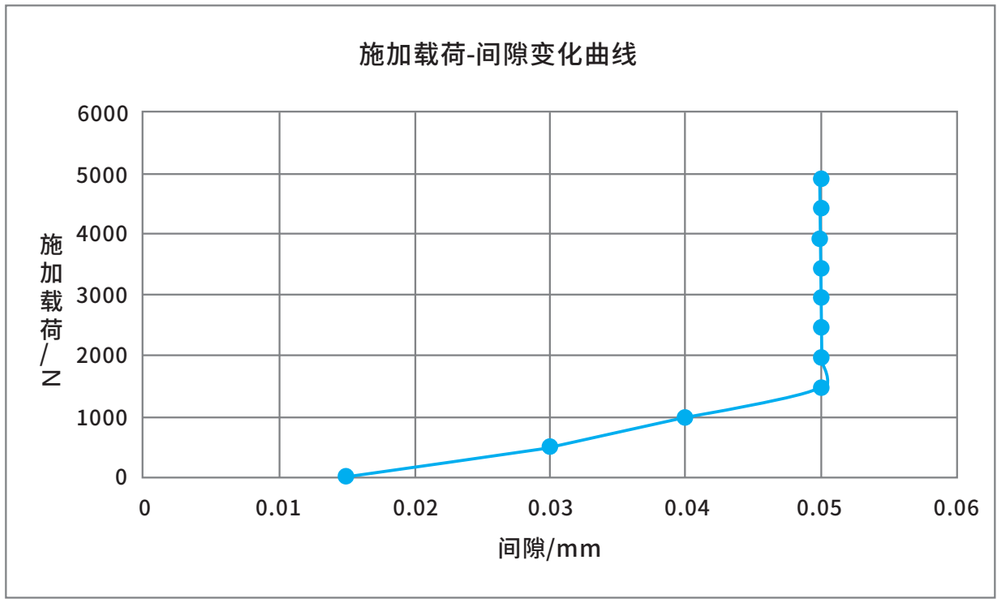

QCA-200自动快换

最大负载试验
Maximum load test

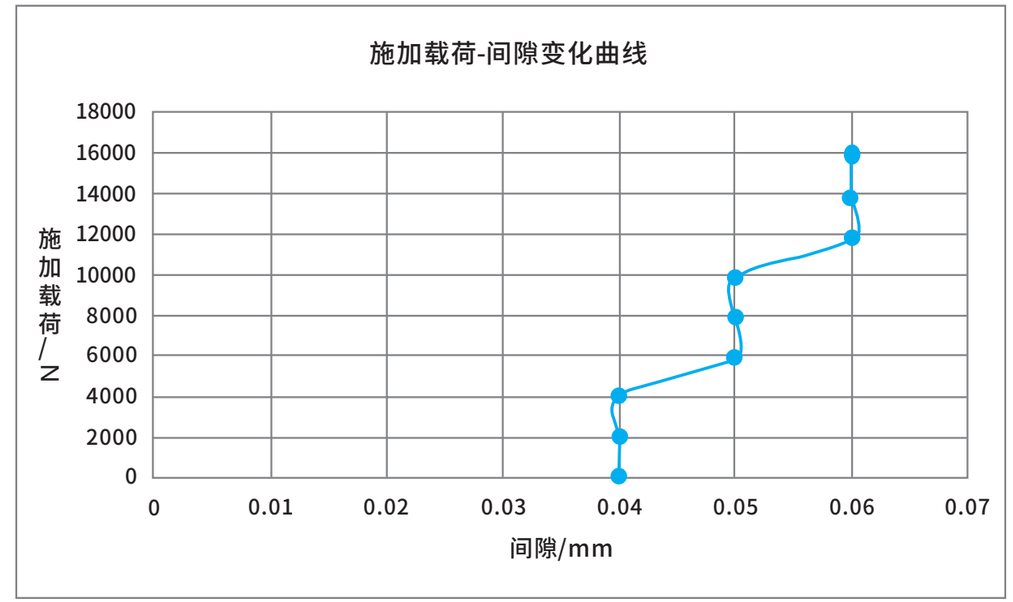

QCA-200自动快换

X-Y静态承载力矩试验
X-Y static load moment test

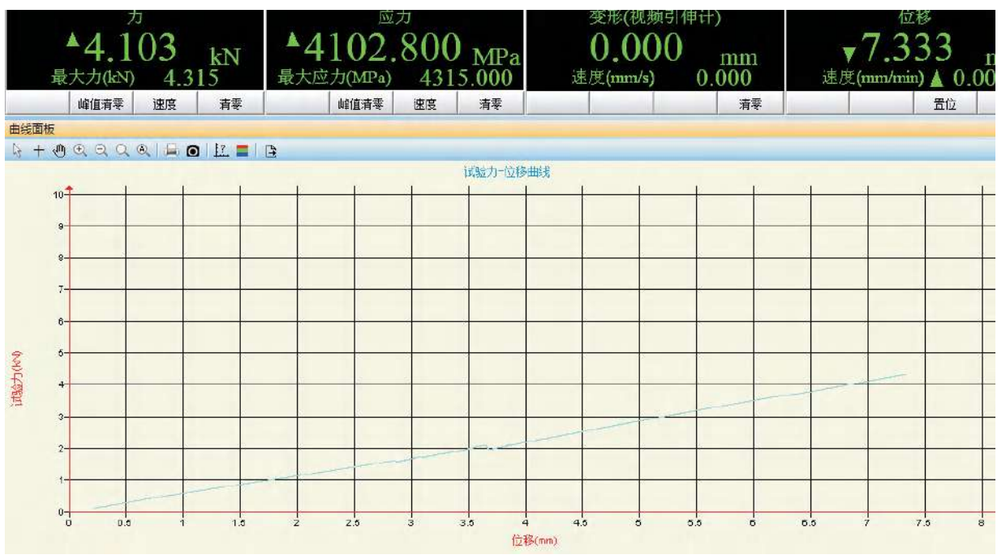

Z向静态承载力矩试验
Z-direction static load moment test

快换系列
Quick Changer Series

型号(Model)	建议负载 Recomended payload	气路 Gas path	锁紧力@80Psi (5.5Bar) Locking Force@80Psi (5.5Bar)	产品重量 Product weight
QCA-05	3-5kg	6-M5	620N	0.4kg
QCA-05	3-5kg	6-M5	620N	0.3kg
QCA-15	10-15kg	6-M5	1150N	0.3kg
QCA-25	25kg	12-M5	2400N	1.0kg
QCA-35	25-35kg	8-G1/8	2900N	1.4kg
QCA-50	35-50kg	9-G1/8	4600N	1.7kg
QCA-S50	50kg	8-G1/8	5650N	1.9kg
QCA-100	70-100kg	7-G3/8	12000N	5.2kg
QCA-S100	100kg	G3/8	12000N	3.7kg
QCA-S150	150kg	G3/8	12000N	6.2kg
QCA-200	150-300kg	12-G3/8	16000N	9.0kg
QCA-200D1	150-300kg	8-G3/8	16000N	9.0kg
QCA-S350	350kg	/	31000N	9.4kg
QCA-S500	500kg	/	37800N	23.4kg

机器人侧
Robot side



90°接插件（母头）
90° connector (female)

机器人侧信号模块
signal module of robot side

夹具侧
Gripper side

90°接插件（公头）
90° connector (male)

夹具侧信号模块
signal module of gripper side

自动快换
Quick Changer

QCA-05

*材质:钢性材料
*Material: steel

机器人侧
Robot side

货号(PN)	8.Y00355
型号(Model)	QCA-05R

夹具侧
Gripper side

货号(PN)	8.Y00356
型号(Model)	QCA-05G

机器人侧带开关
Robot side strap switch

货号(PN)	8.Y00355-SP	8.Y00355-SN
型号(Model)	QCA-05R-SP	QCA-05R-SN
信号检测类别 Signal Detection Category	PNP	NPN

机器人侧
Robot side

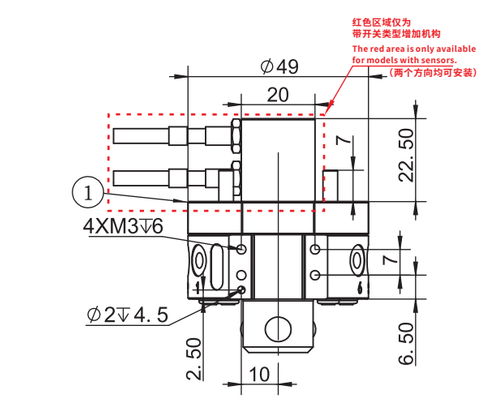

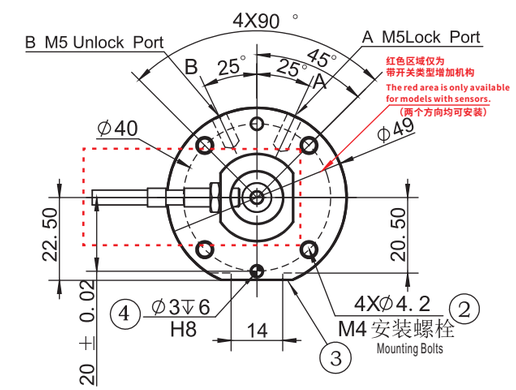

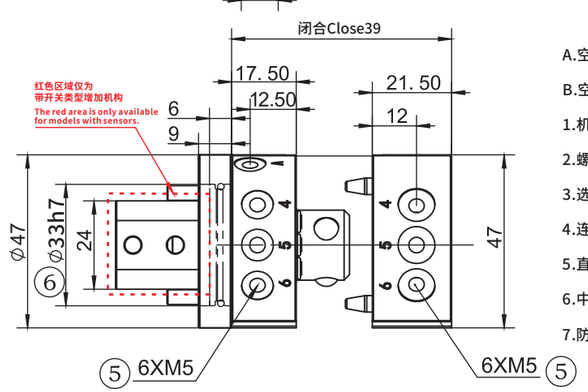

A.空气接口锁紧 The air connection locked
B.空气接口松开 Air connection released
1.机器人侧连接 Robot side connection
2.螺纹连接用通孔 Threaded through-holes
3.选配件安装面 Optional mounting surface
4.连接用定位销 Positioning pin
5.直通型气孔 Straight through air hole
6.中心定位用 Central positioning
7.防护底座 Protective base

自动快换
Quick Changer

夹具侧
Gripper side

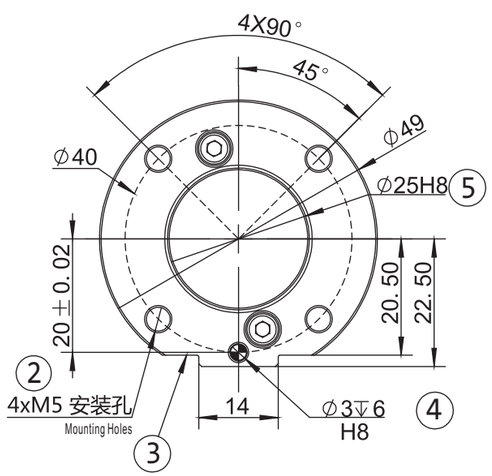

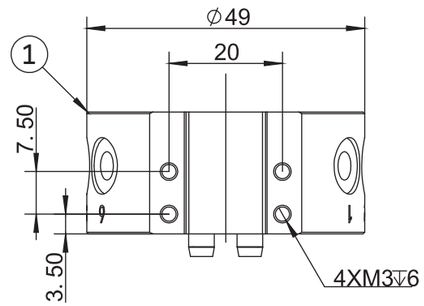

1.夹具侧连接用 Gripper side connection

2.螺纹连接用孔 Threaded holes

3.选配件安装面 Optional mounting surface

4.连接用定位销 Positioning pin

5.中心定位 Central positioning

产品参数
Parameter

1.建议额定载荷: 3~5 kg

2.锁紧力@80Psi (5.5Bar) 620N

3.静态承载力矩 (X&Y): 23.4Nm

4.静态承载力矩 (Z): 31.5 Nm

5.位置重复精度 (X,Y&Z): ±0.015 mm

6.重量-锁紧后: 0.4 kg

7.机器人侧重量: 0.3 kg

8.夹具侧重量: 0.1 kg

9.最大允许角偏移±1°

10.直通型气孔尺寸（数量）:(6) M5

1.Recommended rated load: 3~5kg

2.Locking force@80Psi (5.5Bar) 620 N

3.Static Load torque（X&Y): 23.4 Nm

4.Static Load torque（Z): 31.5 Nm

5.Repeatability accuracy（X,Y&Z): ±0.015 mm

6.Weight after locked: 0.4 kg

7.Robot side's weight: 0.3kg

8.Gripper side's weight: 0.1 kg

9.Maximum allowable angle deviation: ±1°

10.Size of straight air hole (quantity) : (6) M5

适用模块
Applicable module

模块类型
Module Type

产品名称 Product name	型号 Model	货号 PN	工作电压 Working Voltage	工作电流 Working Current	接插件 Connector	接插件货号 Connector PN
机器人侧信号模块 Robot side signal module	QCSM-15R1	7.Y00965	24V	2.5A	DB15R1-1000 ①	1.Y10163
夹具侧信号模块 Gripper side signal module	QCSM-15G1	7.Y00966	24V	2.5A	DB15G1-1000 ①	1.Y10437

① 连接线线材长为1米 The cable's length is 1 meter

高频模块-直出线
HF Module-straight out line

产品名称 Product name	型号 Model	货号 PN
机器人侧高频模块 Robot side high frequency module	QCHFM-02R-1000	7.Y02086
夹具侧高频模块 Gripper side high frequency module	QCHFM-02G-1000	7.Y02087

强电模块-直出线
Power Module-straight out line

产品名称 Product name	型号 Model	货号 PN
机器人侧高频模块 Robot side High frequency module	QCSM-08R-1000	7.Y02084
夹具侧高频模块 Gripper side High frequency module	QCSM-08G-1000	7.Y02085

15芯电模块-直出线
15-core electric module-straight out line

产品名称 Product name	型号 Model	货号 PN
机器人侧15芯电模块 Robot side 15-core electric module	QCSM-15R1-1000	7.Y02097
夹具侧15芯电模块 Gripper side 15-core electric module	QCSM-15G1-1000	7.Y02098

RJ45S网线接口
RJ45S Network cable interface

产品名称 Product name	型号 Model	货号 PN
机器人侧RJ45S伺服模块 Robot side RJ45S servo module	QCSM-RJ45*5M-06R	7.Y02129
夹具侧RJ45S伺服模块 Gripper side RJ45S servo module	QCSM-RJ45*5M-06G	7.Y02129

自动快换
Quick Changer

QCA-05

*材质:钢性材料
*Material: steel

NEW

机器人侧带开关
Robot side strap switch

货号(PN)	8.Y01066
型号(Model)	QCA-05R1-SN
信号检测类别 Signal Detection Category	NPN

NEW

夹具侧
Gripper side

货号(PN)	8.Y01067
型号(Model)	QCA-05G1

机器人侧
Robot side

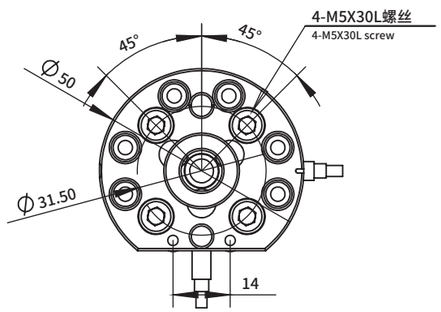

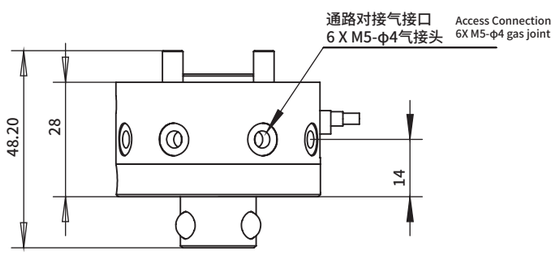

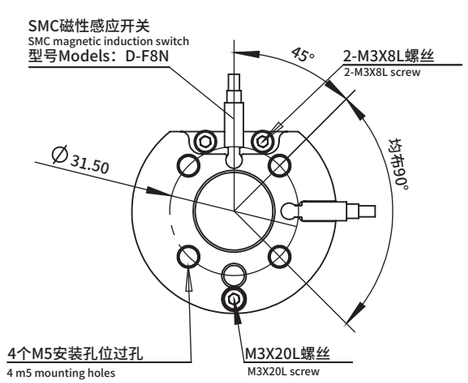

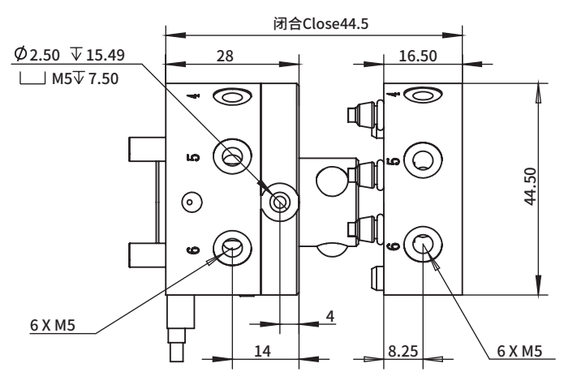

型材、钢管 Profile、SUS Tube
支架模组 Stents Module
快换 Quick Changer
夹具组件 Grip Module
气动剪刀 Air Nipper
真空组件 Vacuum Module
附件 Accessory Components

自动快换
Quick Changer

夹具侧
Gripper side

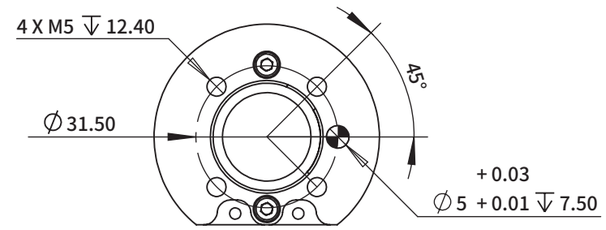

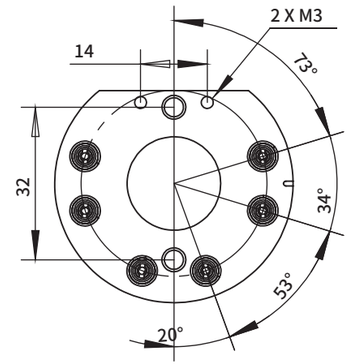

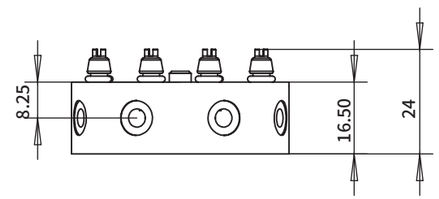

产品参数
Parameter

1.建议额定载荷: 3~5 kg
2.锁紧力@80Psi (5.5Bar) 620N
3.静态承载力矩 (X&Y): 23.4Nm
4.静态承载力矩 (Z): 31.5 Nm
5.位置重复精度 (X,Y&Z): ±0.015 mm
6.重量-锁紧后: 0.3 kg
7.机器人侧重量: 0.2 kg
8.夹具侧重量: 0.1 kg
9.最大允许角偏移±1°
10.直通型气孔尺寸（数量）:(6) M5

1.Recommended rated load: 3~5kg
2.Locking force@80Psi (5.5Bar) 620 N
3.Static Load torque（X&Y): 23.4 Nm
4.Static Load torque（Z): 31.5 Nm
5.Repeatability accuracy（X,Y&Z): ±0.015 mm
6.Weight after locked: 0.3 kg
7.Robot side's weight: 0.2kg
8.Gripper side's weight: 0.1 kg
9.Maximum allowable angle deviation: ±1°
10.Size of straight air hole (quantity) : (6) M5

技术说明
Technical note

1.主盘侧标配安装螺钉和磁性开关感应器
2.主盘侧和工具盘侧没有标配模块
3.锁紧方式:钢珠锁紧

1. Mounting screws and magnetic switch sensor
2. There are no standard modules on the main disk side and tool disk side
3. Locking mode: steel ball locking

自动快换
Quick Changer

QCA-15

机器人侧
Robot side

货号(PN)	8.Y00353
型号(Model)	QCA-15R

夹具侧
Gripper side

货号(PN)	8.Y00354
型号(Model)	QCA-15G

机器人侧带开关
Robot side strap switch

货号(PN)	8.Y00353-SP	8.Y00353-SN
型号(Model)	QCA-15R-SP	QCA-15R-SN
信号检测类别 Signal Detection Category	PNP	NPN

机器人侧
Robot side

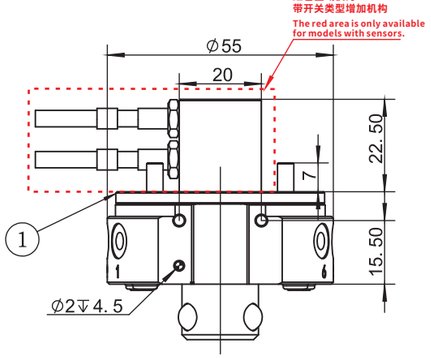

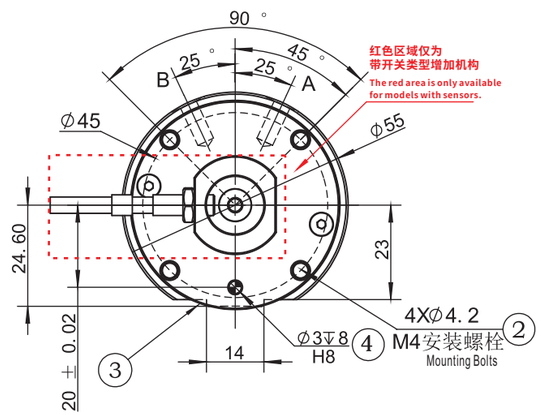

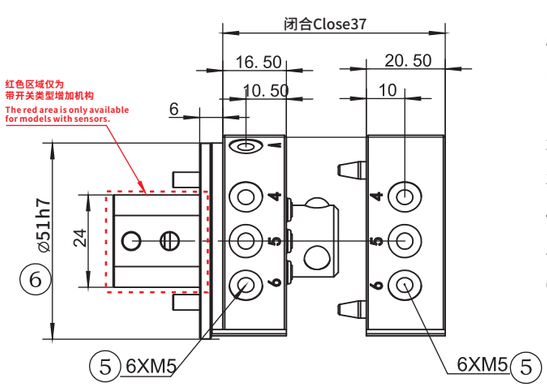

A.空气接口锁紧 The air connection locked

B.空气接口松开 Air connection released

1.机器人侧连接 Robot side connection

2.螺纹连接用通孔 Threaded through-holes

3.选配件安装面 Optional mounting surface

4.连接用定位销 Positioning pin

5.直通型气孔 Straight through air hole

6.中心定位用 Central positioning

自动快换
Quick Changer

夹具侧
Gripper side

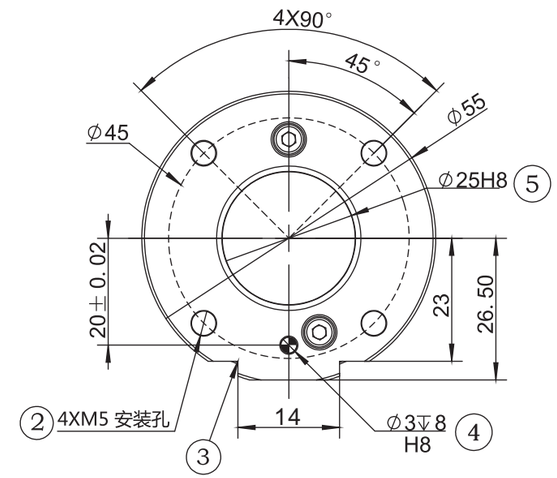

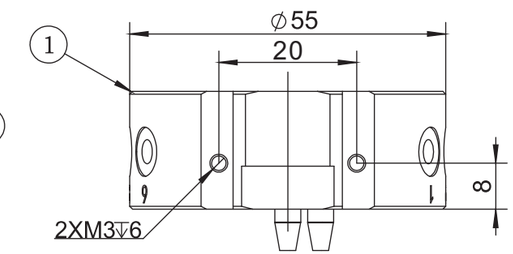

1.夹具侧连接用 Gripper side connection

2.螺纹连接用孔 Threaded holes

3.选配件安装面 Optional mounting surface

4.连接用定位销 Positioning pin

5.中心定位用 Central positioning

产品参数
Parameter

1.建议额定载荷: 10~15 kg

2.锁紧力@80Psi (5.5Bar) 1150N

3.静态承载力矩 (X&Y): 26.5Nm

4.静态承载力矩 (Z): 35.3 Nm

5.位置重复精度 (X,Y&Z): ±0.015 mm

6.重量-锁紧后: 0.3 kg

7.机器人侧重量: 0.2 kg

8.夹具侧重量: 0.1 kg

9.最大允许角偏移±1°

10.直通型气孔尺寸（数量）:(6) M5

1.Recommended rated load: 10~15kg

2.Locking force@80Psi (5.5Bar) 1150 N

3.Static Load torque（X&Y): 26.5 Nm

4.Static Load torque（Z): 35.3 Nm

5.Repeatability accuracy（X,Y&Z): ±0.015 mm

6.Weight after locked: 0.3 kg

7.Robot side's weight: 0.2 kg

8.Gripper side's weight: 0.1 kg

9.Maximum allowable angle deviation: ±1°

10.Size of straight air hole (quantity) : (6) M5

适用模块
Applicable module

模块类型
Module Type

产品名称 Product name	型号 Model	货号 PN	工作电压 Working Voltage	工作电流 Working Current	接插件 Connector	接插件货号 Connector PN
机器人侧信号模块 Robot side signal module	QCSM-15R1	7.Y00965	24V	2.5A	DB15R1-1000 ①	1.Y10163
夹具侧信号模块 Gripper side signal module	QCSM-15G1	7.Y00966	24V	2.5A	DB15G1-1000 ①	1.Y10437

① 连接线线材长为1米 The cable's length is 1 meter

高频模块-直出线
HF Module-straight out line

产品名称 Product name	型号 Model	货号 PN
机器人侧高频模块 Robot side high frequency module	QCHFM-02R-1000	7.Y02086
夹具侧高频模块 Gripper side high frequency module	QCHFM-02G-1000	7.Y02087

强电模块-直出线
Power Module-straight out line

产品名称 Product name	型号 Model	货号 PN
机器人侧高频模块 Robot side High frequency module	QCSM-08R-1000	7.Y02084
夹具侧高频模块 Gripper side High frequency module	QCSM-08G-1000	7.Y02085

15芯电模块-直出线
15-core electric module-straight out line

产品名称 Product name	型号 Model	货号 PN
机器人侧15芯电模块 Robot side 15-core electric module	QCSM-15R1-1000	7.Y02097
夹具侧15芯电模块 Gripper side 15-core electric module	QCSM-15G1-1000	7.Y02098

RJ45S网线接口
RJ45S Network cable interface

产品名称 Product name	型号 Model	货号 PN
机器人侧RJ45S伺服模块 Robot side RJ45S servo module	QCSM-RJ45*5M-06R	7.Y02129
夹具侧RJ45S伺服模块 Gripper side RJ45S servo module	QCSM-RJ45*5M-06G	7.Y02130

自动快换
Quick Changer

QCA-25

机器人侧
Robot side

货号(PN)	8.Y00460
型号(Model)	QCA-25R

夹具侧
Gripper side

货号(PN)	8.Y00461
型号(Model)	QCA-25G

机器人侧带开关
Robot side strap switch

货号(PN)	8.Y00460-SP	8.Y00460-SN
型号(Model)	QCA-25R-SP	QCA-25R-SN
信号检测类别 Signal Detection Category	PNP	NPN

机器人侧
Robot side

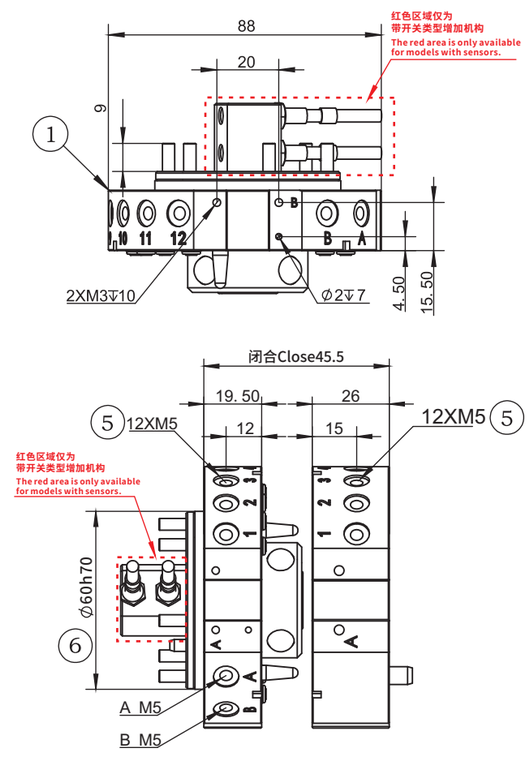

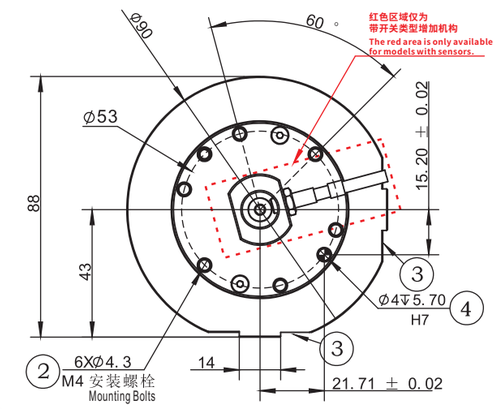

A.空气接口锁紧 The air connection locked

B.空气接口松开 Air connection released

1.机器人侧连接 Robot side connection

2.螺纹连接用通孔 Threaded through-holes

3.选配件安装面 Optional mounting surface

4.连接用定位销 Positioning pin

5.直通型气孔 Straight through air hole

6.中心定位用 Central positioning

自动快换
Quick Changer

夹具侧
Gripper side

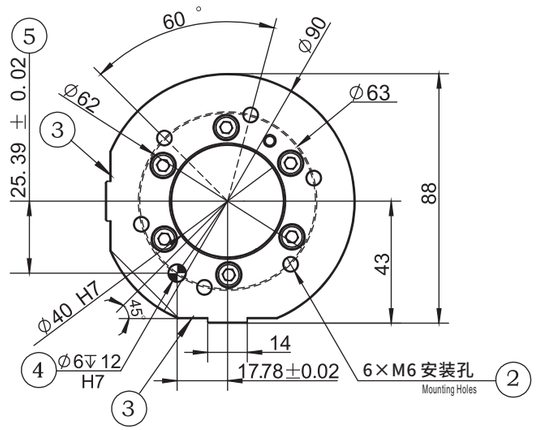

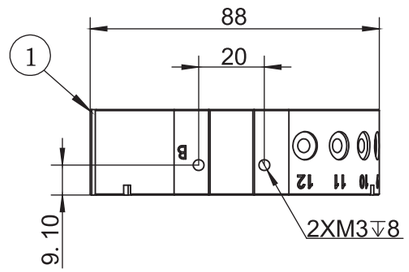

1.夹具侧连接用 Gripper side connection
2.螺纹连接用孔 Threaded holes
3.选配件安装面 Optional mounting surface
4.连接用定位销 Positioning pin
5.中心定位用 Central positioning

产品参数
Parameter

1.建议额定载荷：25 kg
2.锁紧力@80Psi (5.5Bar) 2400N
3.静态承载力矩 (X&Y)：59Nm
4.静态承载力矩 (Z)：80 Nm
5.位置重复精度 (X,Y&Z)：±0.015 mm
6.重量-锁紧后：1kg
7.机器人侧重量：0.6 kg
8.夹具侧重量：0.4kg
9.最大允许角偏移±1°
10.直通型气孔尺寸（数量）:(12) M5

1.Recommended rated load：25kg
2.Locking force@80Psi (5.5Bar) 2400 N
3.Static Load torque（X&Y ）：59 Nm
4.Static Load torque（Z ）：80 Nm
5.Repeatability accuracy（X,Y&Z): ±0.015 mm
6.Weight after locked：0.4kg
7.Robot side's weight：0.3 kg
8.Gripper side's weight: 0.1 kg
9.Maximum allowable angle deviation: ±1°
10.Size of straight air hole (quantity)：(12) M5

适用模块
Applicable module

模块类型
Module Type

产品名称 Product name	型号 Model	货号 PN	工作电压 Working Voltage	工作电流 Working Current	接插件 Connector	接插件货号 Connector PN
机器人侧信号模块 Robot side signal module	QCSM-15R1	7.Y00965	24V	2.5A	DB15R1-1000①	1.Y10163
夹具侧信号模块 Gripper side signal module	QCSM-15G1	7.Y00966	24V	2.5A	DB15G1-1000①	1.Y10437

① 连接线线材长为1米 The cable's length is 1 meter

高频模块-直出线
HF Module-straight out line

产品名称 Product name	型号 Model	货号 PN
机器人侧高频模块 Robot side high frequency module	QCHFM-02R-1000	7.Y02086
夹具侧高频模块 Gripper side high frequency module	QCHFM-02G-1000	7.Y02087

强电模块-直出线
Power Module-straight out line

产品名称 Product name	型号 Model	货号 PN
机器人侧高频模块 Robot side High frequency module	QCSM-08R-1000	7.Y02084
夹具侧高频模块 Gripper side High frequency module	QCSM-08G-1000	7.Y02085

15芯电模块-直出线
15-core electric module-straight out line

产品名称 Product name	型号 Model	货号 PN
机器人侧15芯电模块 Robot side 15-core electric module	QCSM-15R1-1000	7.Y02097
夹具侧15芯电模块 Gripper side 15-core electric module	QCSM-15G1-1000	7.Y02098

RJ45S网线接口
RJ45S Network cable interface

产品名称 Product name	型号 Model	货号 PN
机器人侧RJ45S伺服模块 Robot side RJ45S servo module	QCSM-RJ45*5M-06R	7.Y02129
夹具侧RJ45S伺服模块 Gripper side RJ45S servo module	QCSM-RJ45*5M-06G	7.Y02130

自动快换
Quick Changer

QCA-35

机器人侧
Robot side

货号(PN)	8.Y00351
型号(Model)	QCA-35R

夹具侧
Gripper side

货号(PN)	8.Y00352
型号(Model)	QCA-35G

机器人侧带开关
Robot side strap switch

货号(PN)	8.Y00351-SP	8.Y00351-SN
型号(Model)	QCA-35R-SP	QCA-35R-SN
信号检测类别 Signal Detection Category	PNP	NPN

机器人侧
Robot side

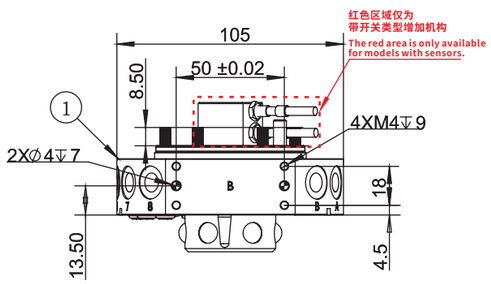

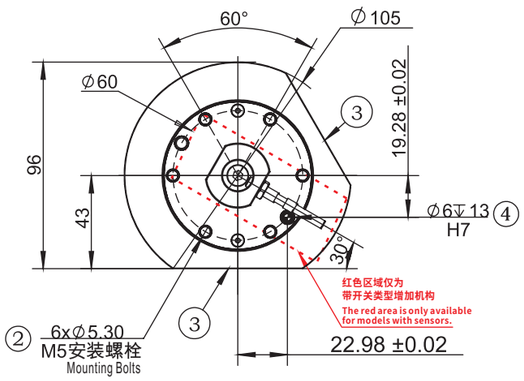

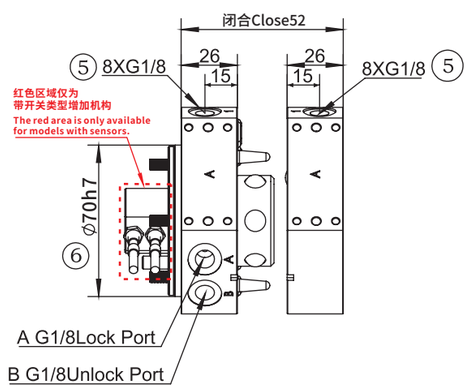

A.空气接口锁紧 The air connection locked
B.空气接口松开 Air connection released
1.机器人侧连接 Robot side connection
2.螺纹连接用通孔 Threaded through-holes
3.选配件安装面 Optional mounting surface
4.连接用定位销 Positioning pin
5.直通型气孔 Straight through air hole
6.中心定位用 Central positioning

自动快换
Quick Changer

夹具侧
Gripper side

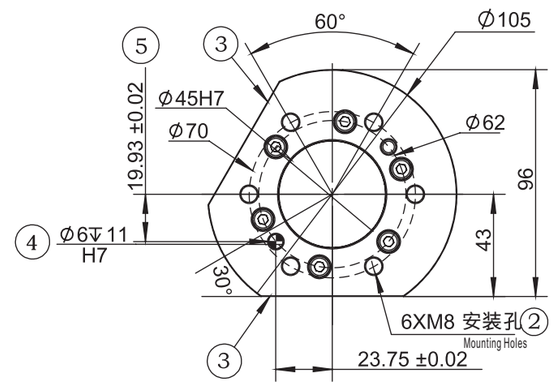

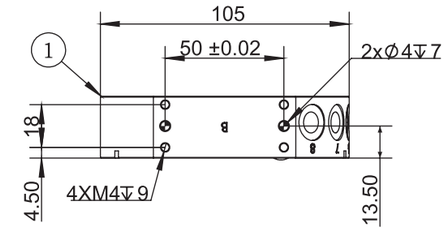

1.夹具侧连接用 Gripper side connection
2.螺纹连接用孔 Threaded holes
3.选配件安装面 Optional mounting surface
4.连接用定位销 Positioning pin
5.中心定位用 Central positioning

产品参数
Parameter

1.建议额定载荷: 25~35 kg	1.Recommended rated load：25~35kg
2.锁紧力@80Psi (5.5Bar) 2900N	2.Locking force@80Psi (5.5Bar) 2900 N
3.静态承载力矩 (X&Y): 88.5Nm	3.Static Load torque（X&Y ）: 88.5 Nm
4.静态承载力矩 (Z)：105 Nm	4.Static Load torque（Z ）: 105 Nm
5.位置重复精度 (X,Y&Z)：±0.015 mm	5.Repeatability accuracy（X,Y&Z）±0.015 mm
6.重量-锁紧后：1.4 kg	6.Weight after locked：1.4 kg
7.机器人侧重量：0.9 kg	7.Robot side's weight：0.9 kg
8.夹具侧重量：0.5 kg	8.Gripper side's weight: 0.5 kg
9.最大允许角偏移±1°	9.Maximum allowable angle deviation: ±1°
10.直通型气孔尺寸（数量）:(8) G1/8	10.Size of straight air hole (quantity) : (8) G1/8

适用模块
Applicable module

模块类型
Module Type

产品名称 Product name	型号 Model	货号 PN	工作电压 Working Voltage	工作电流 Working Current	接插件 Connector	接插件货号 Connector PN
机器人侧信号模块 Robot side signal module	QCSM-15R2	7.Y00468	24V	2.5A	D-Sub15R2-1000 ①	1.Y10080
夹具侧信号模块 Gripper side signal module	QCSM-15G2	7.Y00469	24V	2.5A	D-Sub15G2-1000 ①	1.Y10081
机器人侧信号模块 Robot side signal module	QCSM-08R	7.Y00477	380V	30A	3108A22-23S ②	1.Y10710
夹具侧信号模块 Gripper side signal module	QCSM-08G	7.Y00478	380V	30A	3108A22-23P ②	1.Y10711
机器人侧信号模块 Robot side signal module	QCSM-19R	7.Y00954	220V	3A	MS3116F14-19S/-Y②	1.Y11420
					CMB08E-14-19S(072)SR-B②	1.Y11863
机器人侧信号模块 Robot side signal module	QCSM-19R1	7.Y02123	220V	3A	MS3116F14-19S/-Y②	1.Y11420
					CMB08E-14-19S(072)SR-B②	1.Y11863
夹具侧信号模块 Gripper side signal module	QCSM-19G	7.Y00955	220V	3A	MS3116F14-19P/-Y ②	1.Y11419
					CMB08E-14-19P(072)SR-B②	1.Y11864
机器人侧信号模块 Robot side signal module	QCSM-26R	7.Y00464	220V	3A	MS3116F16-26S/-Y②	1.Y11867
					CMB08E-16-26S(072)SR-B②	1.Y11865
夹具侧信号模块 Gripper side signal module	QCSM-26G	7.Y00465	220V	3A	MS3116F16-26P/-Y ②	1.Y11369
					CMB08E-16-26P(072)SR-B②	1.Y11866
夹具侧信号模块 Gripper side signal module	QCSM-21/26G	7.Y02117	220V	3A	MS3116F16-26P/-Y ②	1.Y11369
					CMB08E-16-26P(072)SR-B②	1.Y11866
机器人侧信号模块 Robot side signal module	QCSM-32R	7.Y02095	220V	3A	MS3116F22-36S②	1.Y13392
					MS3118F22-36S②	1.Y13393
夹具侧信号模块 Gripper side signal module	QCSM-32G	7.Y02096	220V	3A	MS3116F22-36P②	1.Y13394
					MS3118F22-36P②	1.Y13395

① 连接线线材长为1米 The cable's length is 1 meter

② 仅接头，不含线材 Joint only, no wire

气路扩展模块
Pneumatic Extension Module

产品名称 Product name	型号 Model	货号 PN	气路 Gas path	螺纹孔 Threaded hole
机器人侧气路扩展模块 Robot side Pneumatic Extension Module	QCAM-06G18R	7.Y01015	6	G1/8
夹具侧气路扩展模块 Gripper side Pneumatic Extension Module	QCAM-06G18G	7.Y01016	6	G1/8
机器人侧气路扩展模块 Robot side Pneumatic Extension Module	QCAM-06G18R-E	7.Y01018	6	G1/8
夹具侧气路扩展模块 Gripper side Pneumatic Extension Module	QCAM-06G18G-E	7.Y01019	6	G1/8
机器人侧气路扩展模块 Robot side Pneumatic Extension Module	QCAM-10M5R	7.Y01053	10	M5
夹具侧气路扩展模块 Gripper side Pneumatic Extension Module	QCAM-10M5G	7.Y01054	10	M5

产品名称 Product name	型号 Model	货号 PN	气路 Gas path	螺纹孔 Threaded hole
机器人侧气路扩展模块 Robot side Pneumatic Extension Module	QCAM-14M5R	7.Y01055	14	M5
夹具侧气路扩展模块 Gripper side Pneumatic Extension Module	QCAM-14M5G	7.Y01056	14	M5
机器人侧自封气路扩展模块 Robot side self-proclaimed Pneumatic Extension Module	QCAM-06G18R-F	7.Y02005	6	G1/8
夹具侧自封气路扩展模块 Gripper side self-proclaimed Pneumatic Extension Module	QCAM-06G18G-F	7.Y02006	6	G1/8
机器人侧气路扩展模块 Robot side Pneumatic Extension Module	QCAM-04G38R	7.Y02043	4	G3/8
夹具侧气路扩展模块 Gripper side Pneumatic Extension Module	QCAM-04G38G	7.Y02044	4	G3/8

高频模块类型
High Frequency Module Type

产品名称 Product name	型号 Model	货号 PN	工作电压 Working Voltage	工作电流 Working Current
机器人侧信号模块 Robot side signal module	QCHFM-E14-C1R	7.Y02003	1.4KV	5A
夹具侧信号模块 Gripper side signal module	QCHFM-E14-C1G	7.Y02004	1.4KV	5A

型材、钢管 Profile、SUS Tube
支架模组 Stents Module
快换 Quick Changer
夹具组件 Grip Module
气动剪刀 Air Nipper
真空组件 Vacuum Module
附件 Accessory Components

适用模块
Applicable module

信号模块（网络接口）
Signal Module（network cable interface）

产品名称 Product name	型号 Model	货号 PN
机器人侧信号模块 Robot side signal module	QCSM-RJ45-06R	7.Y02007
夹具侧信号模块 Gripper side signal module	QCSM-RJ45-06G	7.Y02008

伺服信号模块
Servo Signal Module

产品名称 Product name	型号 Model	货号 PN
机器人侧伺服信号模块 Robot side servo signal module	QCSM-12R	7.Y02082
夹具侧伺服信号模块 Gripper side servo signal module	QCSM-12G	7.Y02083

伺服电源模块
Servo Power Module

产品名称 Product name	型号 Model	货号 PN
机器人侧伺服电源模块 Robot side servo power module	QCSM-08R1	7.Y02080
夹具侧伺服电源模块 Gripper side servo power module	QCSM-08G1	7.Y02081

自密封流体空气模块
Self-Sealing Fluid Air Module

产品名称 Product name	型号 Model	货号 PN
机器人侧信号模块 Robot side signal module	QCWM-02R	7.Y02049
夹具侧信号模块 Gripper side signal module	QCWM-02G	7.Y02050

自动快换
Quick Changer

QCA-50

机器人侧
Robot side

货号(PN)	8.Y00349
型号(Model)	QCA-50R

夹具侧
Gripper side

货号(PN)	8.Y00350
型号(Model)	QCA-50G

机器人侧带开关
Robot side strap switch

货号(PN)	8.Y00349-SP	8.Y00349-SN
型号(Model)	QCA-50R-SP	QCA-50R-SN
信号检测类别 Signal Detection Category	PNP	NPN

机器人侧
Robot side

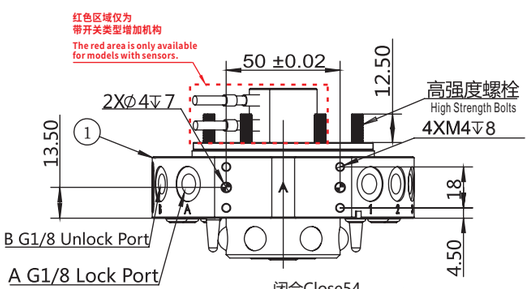

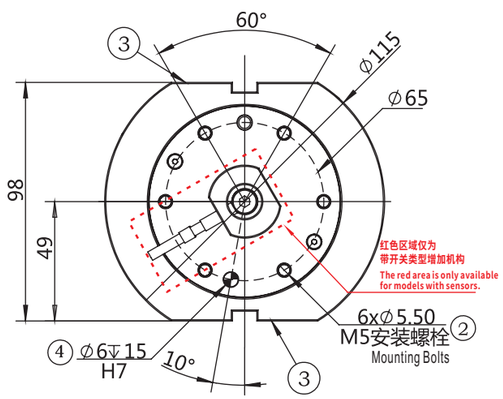

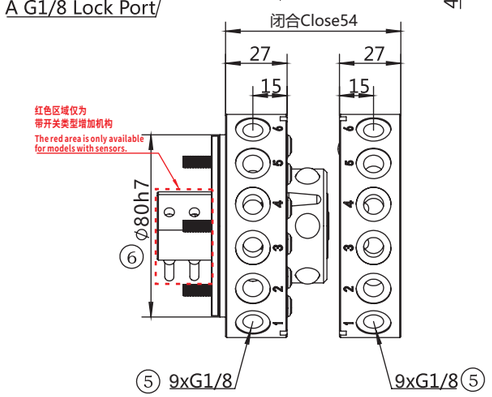

A.空气接口锁紧 The air connection locked
B.空气接口松开 Air connection released
1.机器人侧连接 Robot side connection
2.螺纹连接用通孔 Threaded through-holes
3.选配件安装面 Optional mounting surface
4.连接用定位销 Positioning pin
5.直通型气孔 Straight through air hole
6.中心定位用 Central positioning

自动快换
Quick Changer

夹具侧
Gripper side

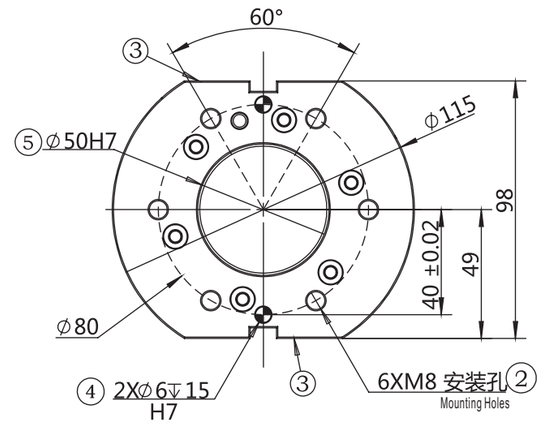

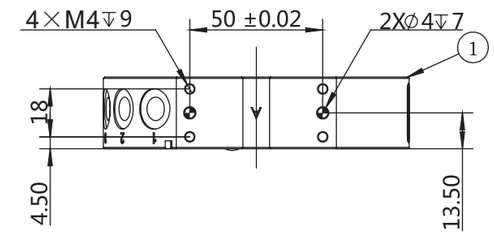

1.夹具侧连接用 Gripper side connection
2.螺纹连接用孔 Threaded holes
3.选配件安装面 Optional mounting surface
4.连接用定位销 Positioning pin
5.中心定位用 Central positioning

产品参数
Parameter

1.建议额定载荷: 35~50 kg
2.锁紧力@80Psi (5.5Bar) 4600N
3.静态承载力矩 (X&Y): 165Nm
4.静态承载力矩 (Z): 226 Nm
5.位置重复精度 (X,Y&Z): ±0.015 mm
6.重量-锁紧后: 1.7kg
7.机器人侧重量: 1.1 kg
8.夹具侧重量: 0.6 kg
9.最大允许角偏移±1°
10.直通型气孔尺寸（数量）:(9) 1/8

1.Recommended rated load: 35~50kg
2.Locking force@80Psi (5.5Bar) 4600 N
3.Static Load torque (X&Y): 165 Nm
4.Static Load torque (Z): 226 Nm
5.Repeatability accuracy (X,Y&Z): ±0.015 mm
6.Weight after locked: 1.7 kg
7.Robot side's weight: 1.1 kg
8.Gripper side's weight: 0.6 kg
9.Maximum allowable angle deviation: ±1°
10.Size of straight air hole (quantity) : (9) 1/8

适用模块
Applicable module

模块类型
Module Type

产品名称 Product name	型号 Model	货号 PN	工作电压 Working Voltage	工作电流 Working Current	接插件 Connector	接插件货号 Connector PN
机器人侧信号模块 Robot side signal module	QCSM-15R2	7.Y00468	24V	2.5A	D-Sub15R2-1000 ①	1.Y10080
夹具侧信号模块 Gripper side signal module	QCSM-15G2	7.Y00469	24V	2.5A	D-Sub15G2-1000 ①	1.Y10081
机器人侧信号模块 Robot side signal module	QCSM-08R	7.Y00477	380V	30A	3108A22-23S ②	1.Y10710
夹具侧信号模块 Gripper side signal module	QCSM-08G	7.Y00478	380V	30A	3108A22-23P ②	1.Y10711
机器人侧信号模块 Robot side signal module	QCSM-19R	7.Y00954	220V	3A	MS3116F14-19S/-Y②	1.Y11420
					CMB08E-14-19S(072)SR-B②	1.Y11863
机器人侧信号模块 Robot side signal module	QCSM-19R1	7.Y02123	220V	3A	MS3116F14-19S/-Y②	1.Y11420
					CMB08E-14-19S(072)SR-B②	1.Y11863
夹具侧信号模块 Gripper side signal module	QCSM-19G	7.Y00955	220V	3A	MS3116F14-19P/-Y ②	1.Y11419
					CMB08E-14-19P(072)SR-B②	1.Y11864
机器人侧信号模块 Robot side signal module	QCSM-26R	7.Y00464	220V	3A	MS3116F16-26S/-Y②	1.Y11867
					CMB08E-16-26S(072)SR-B②	1.Y11865
夹具侧信号模块 Gripper side signal module	QCSM-26G	7.Y00465	220V	3A	MS3116F16-26P/-Y ②	1.Y11369
					CMB08E-16-26P(072)SR-B②	1.Y11866
夹具侧信号模块 Gripper side signal module	QCSM-21/26G	7.Y02117	220V	3A	MS3116F16-26P/-Y②	1.Y11369
					CMB08E-16-26P(072)SR-B②	1.Y11866
机器人侧信号模块 Robot side signal module	QCSM-32R	7.Y02095	220V	3A	MS3116F22-36S②	1.Y13392
					MS3118F22-36S②	1.Y13393
夹具侧信号模块 Gripper side signal module	QCSM-32G	7.Y02096	220V	3A	MS3116F22-36P②	1.Y13394
					MS3118F22-36P②	1.Y13395

① 连接线线材长为1米 The cable's length is 1 meter

② 仅接头，不含线材 Joint only, no wire

气路扩展模块
Pneumatic Extension Module

产品名称 Product name	型号 Model	货号 PN	气路 Gas path	螺纹孔 Threaded hole
机器人侧气路扩展模块 Robot side Pneumatic Extension Module	QCAM-06G18R	7.Y01015	6	G1/8
夹具侧气路扩展模块 Gripper side Pneumatic Extension Module	QCAM-06G18G	7.Y01016	6	G1/8
机器人侧气路扩展模块 Robot side Pneumatic Extension Module	QCAM-06G18R-E	7.Y01018	6	G1/8
夹具侧气路扩展模块 Gripper side Pneumatic Extension Module	QCAM-06G18G-E	7.Y01019	6	G1/8
机器人侧气路扩展模块 Robot side Pneumatic Extension Module	QCAM-10M5R	7.Y01053	10	M5
夹具侧气路扩展模块 Gripper side Pneumatic Extension Module	QCAM-10M5G	7.Y01054	10	M5

产品名称 Product name	型号 Model	货号 PN	气路 Gas path	螺纹孔 Threaded hole
机器人侧气路扩展模块 Robot side Pneumatic Extension Module	QCAM-14M5R	7.Y01055	14	M5
夹具侧气路扩展模块 Gripper side Pneumatic Extension Module	QCAM-14M5G	7.Y01056	14	M5
机器人侧自封气路扩展模块 Robot side self-proclaimed Pneumatic Extension Module	QCAM-06G18R-F	7.Y02005	6	G1/8
夹具侧自封气路扩展模块 Gripper side self-proclaimed Pneumatic Extension Module	QCAM-06G18G-F	7.Y02006	6	G1/8
机器人侧气路扩展模块 Robot side Pneumatic Extension Module	QCAM-04G38R	7.Y02043	4	G3/8
夹具侧气路扩展模块 Gripper side Pneumatic Extension Module	QCAM-04G38G	7.Y02044	4	G3/8

高频模块类型
High Frequency Module Type

产品名称 Product name	型号 Model	货号 PN	工作电压 Working Voltage	工作电流 Working Current
机器人侧信号模块 Robot side signal module	QCHFM-E14-C1R	7.Y02003	1.4KV	5A
夹具侧信号模块 Gripper side signal module	QCHFM-E14-C1G	7.Y02004	1.4KV	5A

适用模块
Applicable module

信号模块（网络接口）
Signal Module（network cable interface）

产品名称 Product name	型号 Model	货号 PN
机器人侧信号模块 Robot side signal module	QCSM-RJ45-06R	7.Y02007
夹具侧信号模块 Gripper side signal module	QCSM-RJ45-06G	7.Y02008

伺服信号模块
Servo Signal Module

产品名称 Product name	型号 Model	货号 PN
机器人侧伺服信号模块 Robot side servo signal module	QCSM-12R	7.Y02082
夹具侧伺服信号模块 Gripper side servo signal module	QCSM-12G	7.Y02083

伺服电源模块
Servo Power Module

产品名称 Product name	型号 Model	货号 PN
机器人侧伺服电源模块 Robot side servo power module	QCSM-08R1	7.Y02080
夹具侧伺服电源模块 Gripper side servo power module	QCSM-08G1	7.Y02081

自密封流体空气模块
Self-Sealing Fluid Air Module

产品名称 Product name	型号 Model	货号 PN
机器人侧信号模块 Robot side signal module	QCWM-02R	7.Y02049
夹具侧信号模块 Gripper side signal module	QCWM-02G	7.Y02050

自动快换
Quick Changer

QCA-S50

机器人侧
Robot side

货号(PN)	8.Y00436
型号(Model)	QCA-S50R-SP
信号检测类别 Signal Detection Category	PNP

夹具侧
Gripper side

货号(PN)	8.Y00405
型号(Model)	QCA-S50G

机器人侧
Robot side

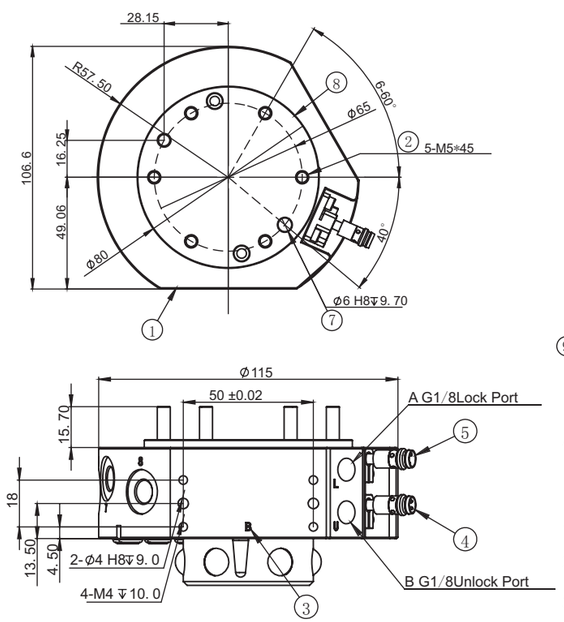

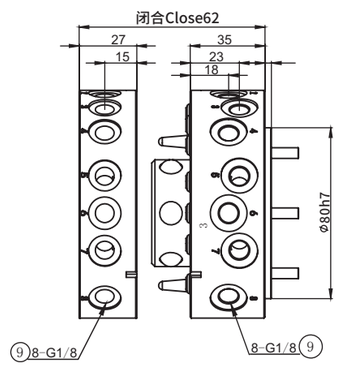

A.空气接口锁紧 The air connection locked

B.空气接口松开 Air connection released

1.机械人侧连接 Robot side connection

2.螺纹连接用通孔 Threaded through-holes

3.选配件安装面 Optional mounting surface

4.监控位置锁紧 Monitoring position locked

5.监控位置松开 Monitor position released

7.连接用定位销 Positioning pin

8.中心定位用 Central positioning

9.直通型气孔 Straight through air hole

型材、钢管 Profile、SUS Tube
支架模组 Stents Module
快换 Quick Changer
夹具组件 Grip Module
气动剪刀 Air Nipper
真空组件 Vacuum Module
附件 Accessory Components

自动快换
Quick Changer

夹具侧
Gripper side

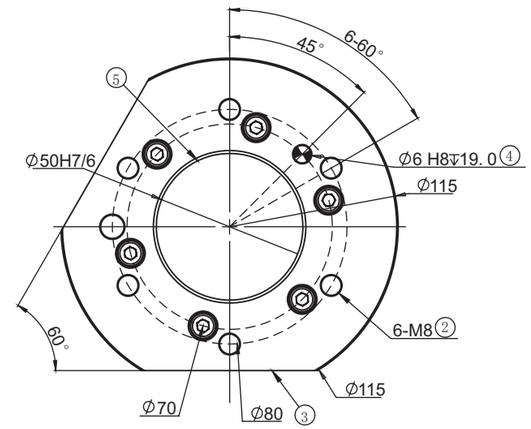

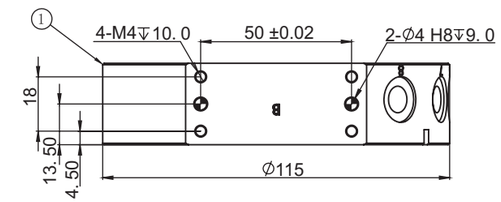

1.夹具侧连接用 Gripper side connection

2.螺纹连接用孔 Threaded holes

3.选配件安装面 Optional mounting surface

4.连接用定位销 Positioning pin

5.中心定位用 Central positioning

产品参数
Parameter

1.建议额定载荷: 50 kg

2.锁紧力@80Psi (5.5Bar) 5650N

3.静态承载力矩 (X&Y): 471Nm

4.静态承载力矩 (Z): 648 Nm

5.位置重复精度 (X,Y&Z): ±0.015 mm

6.重量-锁紧后: 1.9 kg

7.机器人侧重量: 1.3 kg

8.夹具侧重量: 0.6 kg

9.最大允许角偏移±2°

10.直通型气孔尺寸（数量）:(8) 1/8

1.Recommended rated load: 50kg

2.Locking force@80Psi (5.5Bar) 5650 N

3.Static Load torque（X&Y): 471 Nm

4.Static Load torque（Z): 648 Nm

5.Repeatability accuracy（X,Y&Z): ±0.015 mm

6.Weight after locked: 1.9 kg

7.Robot side's weight: 1.3 kg

8.Gripper side's weight: 0.6 kg

9.Maximum allowable angle deviation: ±2°

10.Size of straight air hole (quantity) : (8) 1/8

适用模块
Applicable module

模块类型
Module Type

产品名称 Product name	型号 Model	货号 PN	工作电压 Working Voltage	工作电流 Working Current	接插件 Connector	接插件货号 Connector PN
机器人侧信号模块 Robot side signal module	QCSM-15R2	7.Y00468	24V	2.5A	D-Sub15R2-1000 ①	1.Y10080
夹具侧信号模块 Gripper side signal module	QCSM-15G2	7.Y00469	24V	2.5A	D-Sub15G2-1000 ①	1.Y10081
机器人侧信号模块 Robot side signal module	QCSM-08R	7.Y00477	380V	30A	3108A22-23S ②	1.Y10710
夹具侧信号模块 Gripper side signal module	QCSM-08G	7.Y00478	380V	30A	3108A22-23P ②	1.Y10711
机器人侧信号模块 Robot side signal module	QCSM-19R	7.Y00954	220V	3A	MS3116F14-19S/-Y②	1.Y11420
					CMB08E-14-19S(072)SR-B②	1.Y11863
机器人侧信号模块 Robot side signal module	QCSM-19R1	7.Y02123	220V	3A	MS3116F14-19S/-Y②	1.Y11420
					CMB08E-14-19S(072)SR-B②	1.Y11863
夹具侧信号模块 Gripper side signal module	QCSM-19G	7.Y00955	220V	3A	MS3116F14-19P/-Y ②	1.Y11419
					CMB08E-14-19P(072)SR-B②	1.Y11864
机器人侧信号模块 Robot side signal module	QCSM-26R	7.Y00464	220V	3A	MS3116F16-26S/-Y②	1.Y11867
					CMB08E-16-26S(072)SR-B②	1.Y11865
夹具侧信号模块 Gripper side signal module	QCSM-26G	7.Y00465	220V	3A	MS3116F16-26P/-Y ②	1.Y11369
					CMB08E-16-26P(072)SR-B②	1.Y11866
夹具侧信号模块 Gripper side signal module	QCSM-21/26G	7.Y02117	220V	3A	MS3116F16-26P/-Y ②	1.Y11369
					CMB08E-16-26P(072)SR-B②	1.Y11866
机器人侧信号模块 Robot side signal module	QCSM-32R	7.Y02095	220V	3A	MS3116F22-36S②	1.Y13392
					MS3118F22-36S②	1.Y13393
夹具侧信号模块 Gripper side signal module	QCSM-32G	7.Y02096	220V	3A	MS3116F22-36P②	1.Y13394
					MS3118F22-36P②	1.Y13395

① 连接线线材长为1米 The cable's length is 1 meter

② 仅接头，不含线材 Joint only, no wire

气路扩展模块
Pneumatic Extension Module

产品名称 Product name	型号 Model	货号 PN	气路 Gas path	螺纹孔 Threaded hole
机器人侧气路扩展模块 Robot side Pneumatic Extension Module	QCAM-06G18R	7.Y01015	6	G1/8
夹具侧气路扩展模块 Gripper side Pneumatic Extension Module	QCAM-06G18G	7.Y01016	6	G1/8
机器人侧气路扩展模块 Robot side Pneumatic Extension Module	QCAM-06G18R-E	7.Y01018	6	G1/8
夹具侧气路扩展模块 Gripper side Pneumatic Extension Module	QCAM-06G18G-E	7.Y01019	6	G1/8
机器人侧气路扩展模块 Robot side Pneumatic Extension Module	QCAM-10M5R	7.Y01053	10	M5
夹具侧气路扩展模块 Gripper side Pneumatic Extension Module	QCAM-10M5G	7.Y01054	10	M5

产品名称 Product name	型号 Model	货号 PN	气路 Gas path	螺纹孔 Threaded hole
机器人侧气路扩展模块 Robot side Pneumatic Extension Module	QCAM-14M5R	7.Y01055	14	M5
夹具侧气路扩展模块 Gripper side Pneumatic Extension Module	QCAM-14M5G	7.Y01056	14	M5
机器人侧自封气路扩展模块 Robot side self-proclaimed Pneumatic Extension Module	QCAM-06G18R-F	7.Y02005	6	G1/8
夹具侧自封气路扩展模块 Gripper side self-proclaimed Pneumatic Extension Module	QCAM-06G18G-F	7.Y02006	6	G1/8
机器人侧气路扩展模块 Robot side Pneumatic Extension Module	QCAM-04G38R	7.Y02043	4	G3/8
夹具侧气路扩展模块 Gripper side Pneumatic Extension Module	QCAM-04G38G	7.Y02044	4	G3/8

高频模块类型
High Frequency Module Type

产品名称 Product name	型号 Model	货号 PN	工作电压 Working Voltage	工作电流 Working Current
机器人侧信号模块 Robot side signal module	QCHFM-E14-C1R	7.Y02003	1.4KV	5A
夹具侧信号模块 Gripper side signal module	QCHFM-E14-C1G	7.Y02004	1.4KV	5A

型材、钢管 Profile、SUS Tube
支架模组 Stents Module
快换 Quick Changer
夹具组件 Grip Module
气动剪刀 Air Nipper
真空组件 Vacuum Module
附件 Accessory Components

适用模块
Applicable module

信号模块（网络接口）
Signal Module（network cable interface）

产品名称 Product name	型号 Model	货号 PN
机器人侧信号模块 Robot side signal module	QCSM-RJ45-06R	7.Y02007
夹具侧信号模块 Gripper side signal module	QCSM-RJ45-06G	7.Y02008

伺服信号模块
Servo Signal Module

产品名称 Product name	型号 Model	货号 PN
机器人侧伺服信号模块 Robot side servo signal module	QCSM-12R	7.Y02082
夹具侧伺服信号模块 Gripper side servo signal module	QCSM-12G	7.Y02083

伺服电源模块
Servo Power Module

产品名称 Product name	型号 Model	货号 PN
机器人侧伺服电源模块 Robot side servo power module	QCSM-08R1	7.Y02080
夹具侧伺服电源模块 Gripper side servo power module	QCSM-08G1	7.Y02081

自密封流体空气模块
Self-Sealing Fluid Air Module

产品名称 Product name	型号 Model	货号 PN
机器人侧信号模块 Robot side signal module	QCWM-02R	7.Y02049
夹具侧信号模块 Gripper side signal module	QCWM-02G	7.Y02050

自动快换
Quick Changer

QCA-100

机器人侧
Robot side

货号(PN)	8.Y00362-SP	8.Y00362-SN
型号(Model)	QCA-100R-SP	QCA-100R-SN
信号检测类别 Signal Detection Category	PNP	NPN

夹具侧
Gripper side

货号(PN)	8.Y00363
型号(Model)	QCA-100G

机器人侧
Robot side

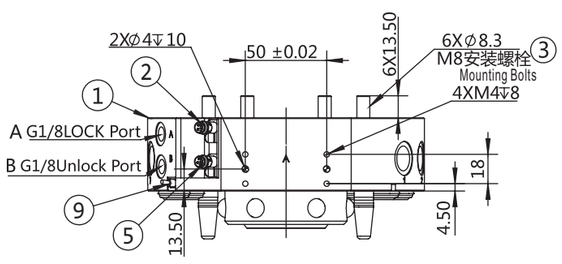

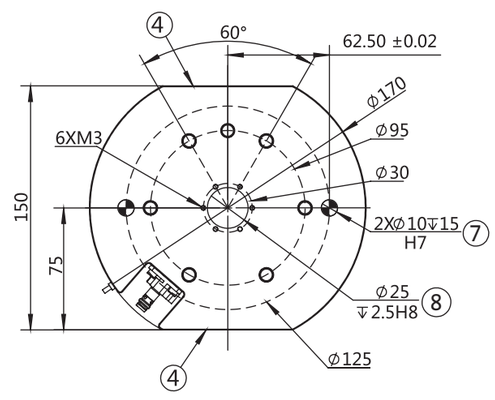

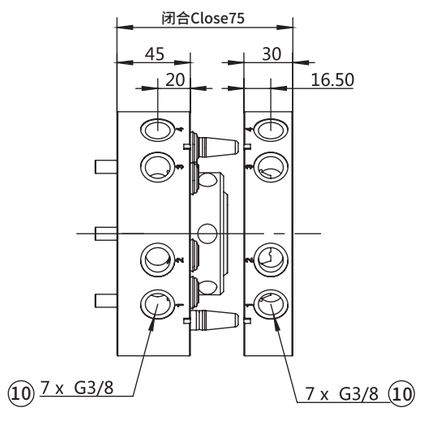

A.空气接口锁紧 The air connection locked
B.空气接口松开 Air connection released
1.机器人侧连接 Robot side connection
2.监控位置锁紧 Monitoring position locked
3.螺纹连接用通孔 Threaded through-holes
4.选配件安装面 Optional mounting surface
5.监控位置松开 Monitor position released
7.连接用定位销 Positioning pin
8.中心定位用 Central positioning
9.机器人侧确认接近开关 Proximity switch for robot side confirmation
10.直通型气孔 Straight through air hole

自动快换
Quick Changer

夹具侧
Gripper side

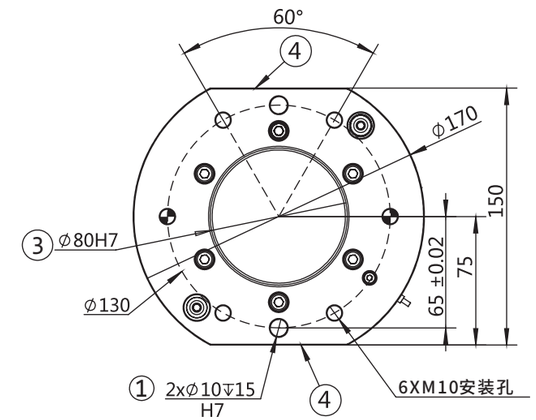

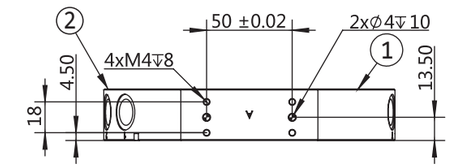

1.连接用定位销 Positioning pin
2.夹具侧连接 Gripper side connection
3.中心定位用 Central positioning
4.选配件安装面 Optional mounting surface

产品参数
Parameter

1.建议额定载荷： 70~100 kg
2.锁紧力@80Psi (5.5Bar) 12000 N
3.静态承载力矩 (X&Y) : 538 Nm
4.静态承载力矩 (Z)： 720 Nm
5.位置重复精度 (X,Y&Z)：± 0.015 mm
6.重量-锁紧后： 5.2 kg
7.机器人侧重量： 3.6 kg
8.夹具侧重量： 1.6 kg
9.最大允许角偏移： ±1°
10.直通型气孔尺寸（数量）： (7) G3/8

1.Recommended rated load：70~100kg
2.Locking force@80Psi (5.5Bar) 12000 N
3.Static Load torque（X&Y)：538 Nm
4.Static Load torque（Z)：720 Nm
5.Repeatability accuracy（X,Y&Z)：±0.015 mm
6.Weight after locked：5.2 kg
7.Robot side's weight：3.6 kg
8.Gripper side's weight：1.6 kg
9.Maximum allowable angle deviation : ±1°
10.Size of straight air hole (quantity)：(7) G3/8

适用模块
Applicable module

模块类型
Module Type

产品名称 Product name	型号 Model	货号 PN	工作电压 Working Voltage	工作电流 Working Current	接插件 Connector	接插件货号 Connector PN
机器人侧信号模块 Robot side signal module	QCSM-15R2	7.Y00468	24V	2.5A	D-Sub15R2-1000 ①	1.Y10080
夹具侧信号模块 Gripper side signal module	QCSM-15G2	7.Y00469	24V	2.5A	D-Sub15G2-1000 ①	1.Y10081
机器人侧信号模块 Robot side signal module	QCSM-08R	7.Y00477	380V	30A	3108A22-23S ②	1.Y10710
夹具侧信号模块 Gripper side signal module	QCSM-08G	7.Y00478	380V	30A	3108A22-23P ②	1.Y10711
机器人侧信号模块 Robot side signal module	QCSM-19R	7.Y00954	220V	3A	MS3116F14-19S/-Y②	1.Y11420
					CMB08E-14-19S(072)SR-B②	1.Y11863
机器人侧信号模块 Robot side signal module	QCSM-19R1	7.Y02123	220V	3A	MS3116F14-19S/-Y②	1.Y11420
					CMB08E-14-19S(072)SR-B②	1.Y11863
夹具侧信号模块 Gripper side signal module	QCSM-19G	7.Y00955	220V	3A	MS3116F14-19P/-Y ②	1.Y11419
					CMB08E-14-19P(072)SR-B②	1.Y11864
机器人侧信号模块 Robot side signal module	QCSM-26R	7.Y00464	220V	3A	MS3116F16-26S/-Y②	1.Y11867
					CMB08E-16-26S(072)SR-B②	1.Y11865
夹具侧信号模块 Gripper side signal module	QCSM-26G	7.Y00465	220V	3A	MS3116F16-26P/-Y ②	1.Y11369
					CMB08E-16-26P(072)SR-B②	1.Y11866
夹具侧信号模块 Gripper side signal module	QCSM-21/26G	7.Y02117	220V	3A	MS3116F16-26P/-Y②	1.Y11369
					CMB08E-16-26P(072)SR-B②	1.Y11866
机器人侧信号模块 Robot side signal module	QCSM-32R	7.Y02095	220V	3A	MS3116F22-36S②	1.Y13392
					MS3118F22-36S②	1.Y13393
夹具侧信号模块 Gripper side signal module	QCSM-32G	7.Y02096	220V	3A	MS3116F22-36P②	1.Y13394
					MS3118F22-36P②	1.Y13395

① 连接线线材长为1米 The cable's length is 1 meter

② 仅接头，不含线材 Joint only, no wire

气路扩展模块
Pneumatic Extension Module

产品名称 Product name	型号 Model	货号 PN	气路 Gas path	螺纹孔 Threaded hole
机器人侧气路扩展模块 Robot side Pneumatic Extension Module	QCAM-06G18R	7.Y01015	6	G1/8
夹具侧气路扩展模块 Gripper side Pneumatic Extension Module	QCAM-06G18G	7.Y01016	6	G1/8
机器人侧气路扩展模块 Robot side Pneumatic Extension Module	QCAM-06G18R-E	7.Y01018	6	G1/8
夹具侧气路扩展模块 Gripper side Pneumatic Extension Module	QCAM-06G18G-E	7.Y01019	6	G1/8
机器人侧气路扩展模块 Robot side Pneumatic Extension Module	QCAM-10M5R	7.Y01053	10	M5
夹具侧气路扩展模块 Gripper side Pneumatic Extension Module	QCAM-10M5G	7.Y01054	10	M5

产品名称 Product name	型号 Model	货号 PN	气路 Gas path	螺纹孔 Threaded hole
机器人侧气路扩展模块 Robot side Pneumatic Extension Module	QCAM-14M5R	7.Y01055	14	M5
夹具侧气路扩展模块 Gripper side Pneumatic Extension Module	QCAM-14M5G	7.Y01056	14	M5
机器人侧自封气路扩展模块 Robot side self-proclaimed Pneumatic Extension Module	QCAM-06G18R-F	7.Y02005	6	G1/8
夹具侧自封气路扩展模块 Gripper side self-proclaimed Pneumatic Extension Module	QCAM-06G18G-F	7.Y02006	6	G1/8
机器人侧气路扩展模块 Robot side Pneumatic Extension Module	QCAM-04G38R	7.Y02043	4	G3/8
夹具侧气路扩展模块 Gripper side Pneumatic Extension Module	QCAM-04G38G	7.Y02044	4	G3/8

高频模块类型
High Frequency Module Type

产品名称 Product name	型号 Model	货号 PN	工作电压 Working Voltage	工作电流 Working Current
机器人侧信号模块 Robot side signal module	QCHFM-E14-C1R	7.Y02003	1.4KV	5A
夹具侧信号模块 Gripper side signal module	QCHFM-E14-C1G	7.Y02004	1.4KV	5A

型材、钢管 Profile、SUS Tube
支架模组 Stents Module
快换 Quick Changer
夹具组件 Grip Module
气动剪刀 Air Nipper
真空组件 Vacuum Module
附件 Accessory Components

适用模块
Applicable module

信号模块（网络接口）
Signal Module（network cable interface）

产品名称 Product name	型号 Model	货号 PN
机器人侧信号模块 Robot side signal module	QCSM-RJ45-06R	7.Y02007
夹具侧信号模块 Gripper side signal module	QCSM-RJ45-06G	7.Y02008

伺服信号模块
Servo Signal Module

产品名称 Product name	型号 Model	货号 PN
机器人侧伺服信号模块 Robot side servo signal module	QCSM-12R	7.Y02082
夹具侧伺服信号模块 Gripper side servo signal module	QCSM-12G	7.Y02083

伺服电源模块
Servo Power Module

产品名称 Product name	型号 Model	货号 PN
机器人侧伺服电源模块 Robot side servo power module	QCSM-08R1	7.Y02080
夹具侧伺服电源模块 Gripper side servo power module	QCSM-08G1	7.Y02081

自密封流体空气模块
Self-Sealing Fluid Air Module

产品名称 Product name	型号 Model	货号 PN
机器人侧信号模块 Robot side signal module	QCWM-02R	7.Y02049
夹具侧信号模块 Gripper side signal module	QCWM-02G	7.Y02050

自动快换
Quick Changer

QCA-S100

机器人侧
Robot side

货号(PN)	8.Y00437
型号(Model)	QCA-S100R-SP
信号检测类别 Signal Detection Category	PNP

夹具侧
Gripper side

货号(PN)	8.Y00426
型号(Model)	QCA-S100G

机器人侧
Robot side

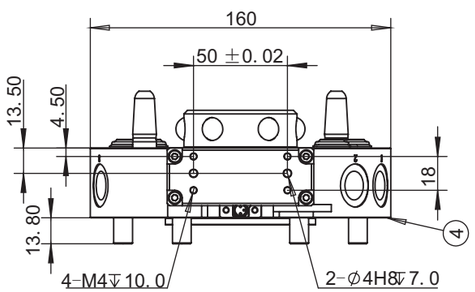

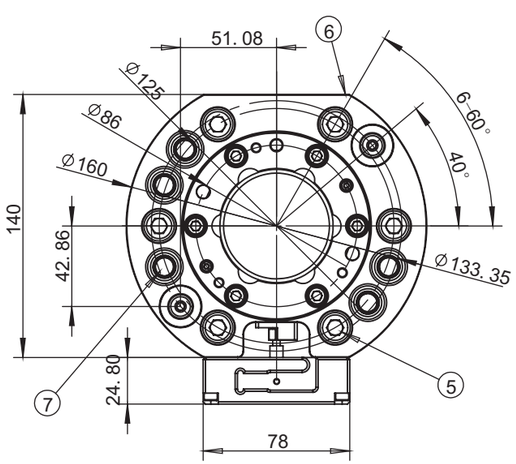

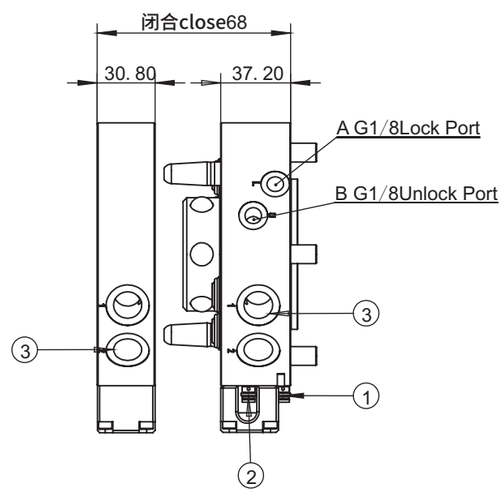

A.空气接口锁紧 The air connection locked

B.空气接口松开 Air connection released

1.监控位置锁紧 Monitoring position locked

2.监控位置松开 Monitor position released

3.直通型气孔G3/8 Straight through air hole G3/8

4.机械人侧连接 Robot side connection

5.机器人侧安装螺丝M10 Robot Side Mounting Screws M10

6.选配件安装面 Optional mounting surface

7.对接直通型气孔 Docking through-type air holes

型材、钢管 Profile、SUS Tube
支架模组 Stents Module
快换 Quick Changer
夹具组件 Grip Module
气动剪刀 Air Nipper
真空组件 Vacuum Module
附件 Accessory Components

自动快换
Quick Changer

夹具侧
Gripper side

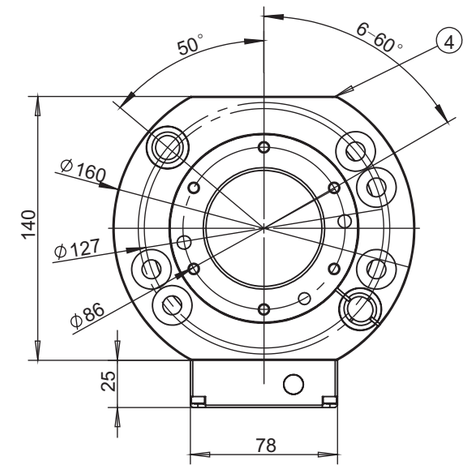

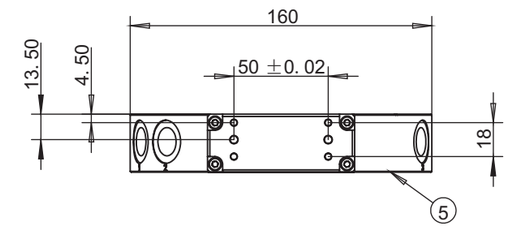

4.模块安装面 Module mounting surface

5.治具侧连接 Gripper side connection

产品参数
Parameter

1.建议额定载荷： 100 kg

2.锁紧力@80Psi (5.5Bar) 12000 N

3.静态承载力矩 (X&Y) : 1626 Nm

4.静态承载力矩 (Z)： 2103 Nm

5.位置重复精度 (X,Y&Z)：± 0.015 mm

6.重量-锁紧后： 3.7 kg

7.机器人侧重量： 2.3 kg

8.夹具侧重量： 1.4 kg

9.最大允许角偏移： ±1°

10.直通型气孔尺寸（数量）： (5) G3/8

1.Recommended rated load：100kg

2.Locking force@80Psi (5.5Bar) 12000 N

3.Static Load torque（X&Y)：1626 Nm

4.Static Load torque（Z)：2103 Nm

5.Repeatability accuracy（X,Y&Z)：±0.015 mm

6.Weight after locked：3.7 kg

7.Robot side's weight：2.3 kg

8.Gripper side's weight：1.4 kg

9.Maximum allowable angle deviation : ±1°

10.Size of straight air hole (quantity)：(5) G3/8

适用模块
Applicable module

模块类型
Module Type

产品名称 Product name	型号 Model	货号 PN	工作电压 Working Voltage	工作电流 Working Current	接插件 Connector	接插件货号 Connector PN
机器人侧信号模块 Robot side signal module	QCSM-15R2	7.Y00468	24V	2.5A	D-Sub15R2-1000 ①	1.Y10080
夹具侧信号模块 Gripper side signal module	QCSM-15G2	7.Y00469	24V	2.5A	D-Sub15G2-1000 ①	1.Y10081
机器人侧信号模块 Robot side signal module	QCSM-08R	7.Y00477	380V	30A	3108A22-23S ②	1.Y10710
夹具侧信号模块 Gripper side signal module	QCSM-08G	7.Y00478	380V	30A	3108A22-23P ②	1.Y10711
机器人侧信号模块 Robot side signal module	QCSM-19R	7.Y00954	220V	3A	MS3116F14-19S/-Y②	1.Y11420
					CMB08E-14-19S(072)SR-B②	1.Y11863
机器人侧信号模块 Robot side signal module	QCSM-19R1	7.Y02123	220V	3A	MS3116F14-19S/-Y②	1.Y11420
					CMB08E-14-19S(072)SR-B②	1.Y11863
夹具侧信号模块 Gripper side signal module	QCSM-19G	7.Y00955	220V	3A	MS3116F14-19P/-Y②	1.Y11419
					CMB08E-14-19P(072)SR-B②	1.Y11864
机器人侧信号模块 Robot side signal module	QCSM-26R	7.Y00464	220V	3A	MS3116F16-26S/-Y②	1.Y11867
					CMB08E-16-26S(072)SR-B②	1.Y11865
夹具侧信号模块 Gripper side signal module	QCSM-26G	7.Y00465	220V	3A	MS3116F16-26P/-Y②	1.Y11369
					CMB08E-16-26P(072)SR-B②	1.Y11866
夹具侧信号模块 Gripper side signal module	QCSM-21/26G	7.Y02117	220V	3A	MS3116F16-26P/-Y②	1.Y11369
					CMB08E-16-26P(072)SR-B②	1.Y11866
机器人侧信号模块 Robot side signal module	QCSM-32R	7.Y02095	220V	3A	MS3116F22-36S②	1.Y13392
					MS3118F22-36S②	1.Y13393
夹具侧信号模块 Gripper side signal module	QCSM-32G	7.Y02096	220V	3A	MS3116F22-36P②	1.Y13394
					MS3118F22-36P②	1.Y13395

① 连接线线材长为1米 The cable's length is 1 meter

② 仅接头，不含线材 Joint only, no wire

气路扩展模块
Pneumatic Extension Module

产品名称 Product name	型号 Model	货号 PN	气路 Gas path	螺纹孔 Threaded hole
机器人侧气路扩展模块 Robot side Pneumatic Extension Module	QCAM-06G18R	7.Y01015	6	G1/8
夹具侧气路扩展模块 Gripper side Pneumatic Extension Module	QCAM-06G18G	7.Y01016	6	G1/8
机器人侧气路扩展模块 Robot side Pneumatic Extension Module	QCAM-06G18R-E	7.Y01018	6	G1/8
夹具侧气路扩展模块 Gripper side Pneumatic Extension Module	QCAM-06G18G-E	7.Y01019	6	G1/8
机器人侧气路扩展模块 Robot side Pneumatic Extension Module	QCAM-10M5R	7.Y01053	10	M5
夹具侧气路扩展模块 Gripper side Pneumatic Extension Module	QCAM-10M5G	7.Y01054	10	M5

产品名称 Product name	型号 Model	货号 PN	气路 Gas path	螺纹孔 Threaded hole
机器人侧气路扩展模块 Robot side Pneumatic Extension Module	QCAM-14M5R	7.Y01055	14	M5
夹具侧气路扩展模块 Gripper side Pneumatic Extension Module	QCAM-14M5G	7.Y01056	14	M5
机器人侧自封气路扩展模块 Robot side self-proclaimed Pneumatic Extension Module	QCAM-06G18R-F	7.Y02005	6	G1/8
夹具侧自封气路扩展模块 Gripper side self-proclaimed Pneumatic Extension Module	QCAM-06G18G-F	7.Y02006	6	G1/8
机器人侧气路扩展模块 Robot side Pneumatic Extension Module	QCAM-04G38R	7.Y02043	4	G3/8
夹具侧气路扩展模块 Gripper side Pneumatic Extension Module	QCAM-04G38G	7.Y02044	4	G3/8

高频模块类型
High Frequency Module Type

产品名称 Product name	型号 Model	货号 PN	工作电压 Working Voltage	工作电流 Working Current
机器人侧信号模块 Robot side signal module	QCHFM-E14-C1R	7.Y02003	1.4KV	5A
夹具侧信号模块 Gripper side signal module	QCHFM-E14-C1G	7.Y02004	1.4KV	5A

型材、钢管 Profile、SUS Tube
支架模组 Stents Module
快换 Quick Changer
夹具组件 Grip Module
气动剪刀 Air Nipper
真空组件 Vacuum Module
附件 Accessory Components

适用模块
Applicable module

信号模块（网络接口）
Signal Module（network cable interface）

产品名称 Product name	型号 Model	货号 PN
机器人侧信号模块 Robot side signal module	QCSM-RJ45-06R	7.Y02007
夹具侧信号模块 Gripper side signal module	QCSM-RJ45-06G	7.Y02008

伺服信号模块
Servo Signal Module

产品名称 Product name	型号 Model	货号 PN
机器人侧伺服信号模块 Robot side servo signal module	QCSM-12R	7.Y02082
夹具侧伺服信号模块 Gripper side servo signal module	QCSM-12G	7.Y02083

伺服电源模块
Servo Power Module

产品名称 Product name	型号 Model	货号 PN
机器人侧伺服电源模块 Robot side servo power module	QCSM-08R1	7.Y02080
夹具侧伺服电源模块 Gripper side servo power module	QCSM-08G1	7.Y02081

自密封流体空气模块
Self-Sealing Fluid Air Module

产品名称 Product name	型号 Model	货号 PN
机器人侧信号模块 Robot side signal module	QCWM-02R	7.Y02049
夹具侧信号模块 Gripper side signal module	QCWM-02G	7.Y02050

自动快换
Quick Changer

QCA-S150

机器人侧
Robot side

货号(PN)	8.Y01013
型号(Model)	QCA-S150R-SP
信号检测类别 Signal Detection Category	PNP



夹具侧
Gripper side

货号(PN)	8.Y01014
型号(Model)	QCA-S150G

机器人侧
Robot side

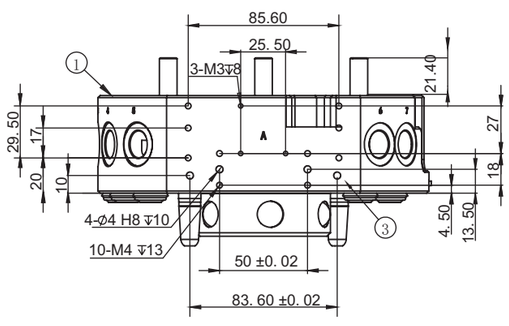

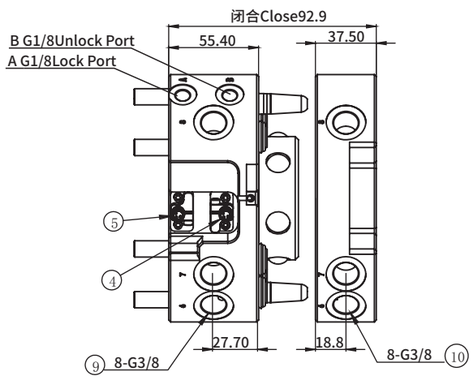

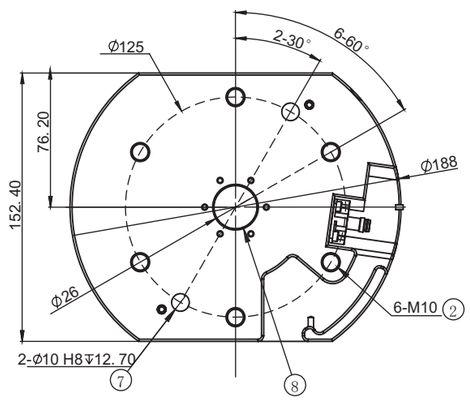

A.空气接口锁紧 The air connection locked

B.空气接口松开 Air connection released

1.机器人侧连接 Robot side connection

2.螺纹连接用通孔 Threaded through-holes

3.选配件安装面 Optional mounting surface

4.监控位置锁紧 Monitoring position locked

5.监控位置松开 Monitor position released

7.连接用定位销 Positioning pin

8.中心定位用 Central positioning

9.直通型气孔 Straight through air hole

型材、钢管 Profile、SUS Tube
支架模组 Stents Module
快换 Quick Changer
夹具组件 Grip Module
气动剪刀 Air Nipper
真空组件 Vacuum Module
附件 Accessory Components

自动快换
Quick Changer

夹具侧
Gripper side

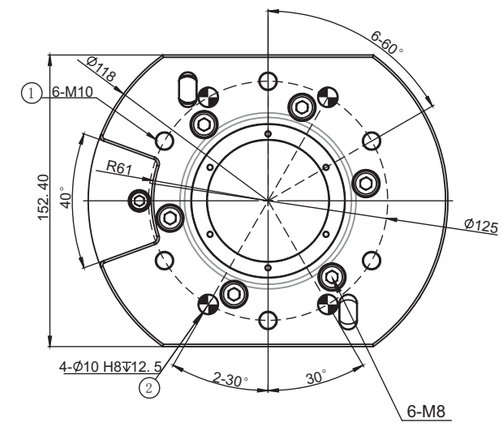

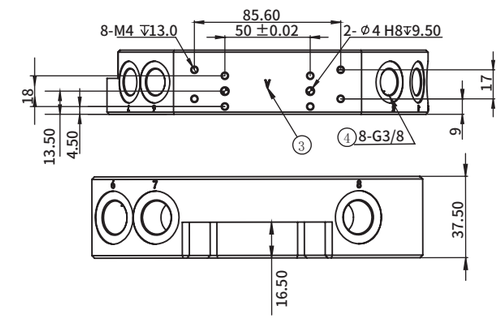

1.安装固定螺丝孔 Install the fixing screw hole

2.安装固定销孔 Install the fixed pin hole

3.模块安装面A Module mounting surface A

4.通气孔 Air Vents

5.模块安装面B Module mounting surface B

产品参数
Parameter

1.建议额定载荷： 150kg

2.锁紧力@80Psi（5.5Bar） 12000 N

3.静态承载力矩（X&Y）： 2352 Nm

4.静态承载力矩（Z）： 2352 Nm

5.位置重复精度（X,Y&Z）: ±0.015 mm

6.重量-锁紧后： 6.2 kg

7.机器人侧重量： 4 kg

8.夹具侧重量： 2.2 kg

9.最大允许角偏移： ±1°

10.直通型气孔尺寸（数量）： (8) 3/8

1.Recommended rated load: 150kg

2.Locking force@80Psi（5.5Bar) 12000 N

3.Static Load torque（X&Y）: 2352 Nm

4.Static Load torque（Z）: 2352 Nm

5.Repeatability accuracy（X,Y&Z）: ±0.015 mm

6.Weight after locked: 6.2 kg

7.Robot side’s weight: 4 kg

8.Gripper side’s weight: 2.2 kg

9.Maximum allowable angle deviation: ±1°

10.Size of straight air hole (quantity): (8) 3/8

适用模块
Applicable module

模块类型
Module Type

产品名称 Product name	型号 Model	货号 PN	工作电压 Working Voltage	工作电流 Working Current	接插件 Connector	接插件货号 Connector PN
机器人侧信号模块 Robot side signal module	QCSM-15R2	7.Y00468	24V	2.5A	D-Sub15R2-1000 ①	1.Y10080
夹具侧信号模块 Gripper side signal module	QCSM-15G2	7.Y00469	24V	2.5A	D-Sub15G2-1000 ①	1.Y10081
机器人侧信号模块 Robot side signal module	QCSM-08R	7.Y00477	380V	30A	3108A22-23S ②	1.Y10710
夹具侧信号模块 Gripper side signal module	QCSM-08G	7.Y00478	380V	30A	3108A22-23P ②	1.Y10711
机器人侧信号模块 Robot side signal module	QCSM-19R	7.Y00954	220V	3A	MS3116F14-19S/-Y②	1.Y11420
					CMB08E-14-19S(072)SR-B②	1.Y11863
机器人侧信号模块 Robot side signal module	QCSM-19R1	7.Y02123	220V	3A	MS3116F14-19S/-Y②	1.Y11420
					CMB08E-14-19S(072)SR-B②	1.Y11863
夹具侧信号模块 Gripper side signal module	QCSM-19G	7.Y00955	220V	3A	MS3116F14-19P/-Y ②	1.Y11419
					CMB08E-14-19P(072)SR-B②	1.Y11864
机器人侧信号模块 Robot side signal module	QCSM-26R	7.Y00464	220V	3A	MS3116F16-26S/-Y②	1.Y11867
					CMB08E-16-26S(072)SR-B②	1.Y11865
夹具侧信号模块 Gripper side signal module	QCSM-26G	7.Y00465	220V	3A	MS3116F16-26P/-Y ②	1.Y11369
					CMB08E-16-26P(072)SR-B②	1.Y11866
夹具侧信号模块 Gripper side signal module	QCSM-21/26G	7.Y02117	220V	3A	MS3116F16-26P/-Y②	1.Y11369
					CMB08E-16-26P(072)SR-B②	1.Y11866
机器人侧信号模块 Robot side signal module	QCSM-32R	7.Y02095	220V	3A	MS3116F22-36S②	1.Y13392
					MS3118F22-36S②	1.Y13393
夹具侧信号模块 Gripper side signal module	QCSM-32G	7.Y02096	220V	3A	MS3116F22-36P②	1.Y13394
					MS3118F22-36P②	1.Y13395

① 连接线线材长为1米 The cable's length is 1 meter

② 仅接头，不含线材 Joint only, no wire

气路扩展模块
Pneumatic Extension Module

产品名称 Product name	型号 Model	货号 PN	气路 Gas path	螺纹孔 Threaded hole
机器人侧气路扩展模块 Robot side Pneumatic Extension Module	QCAM-06G18R	7.Y01015	6	G1/8
夹具侧气路扩展模块 Gripper side Pneumatic Extension Module	QCAM-06G18G	7.Y01016	6	G1/8
机器人侧气路扩展模块 Robot side Pneumatic Extension Module	QCAM-06G18R-E	7.Y01018	6	G1/8
夹具侧气路扩展模块 Gripper side Pneumatic Extension Module	QCAM-06G18G-E	7.Y01019	6	G1/8
机器人侧气路扩展模块 Robot side Pneumatic Extension Module	QCAM-10M5R	7.Y01053	10	M5
夹具侧气路扩展模块 Gripper side Pneumatic Extension Module	QCAM-10M5G	7.Y01054	10	M5

产品名称 Product name	型号 Model	货号 PN	气路 Gas path	螺纹孔 Threaded hole
机器人侧气路扩展模块 Robot side Pneumatic Extension Module	QCAM-14M5R	7.Y01055	14	M5
夹具侧气路扩展模块 Gripper side Pneumatic Extension Module	QCAM-14M5G	7.Y01056	14	M5
机器人侧自封气路扩展模块 Robot side self-proclaimed Pneumatic Extension Module	QCAM-06G18R-F	7.Y02005	6	G1/8
夹具侧自封气路扩展模块 Gripper side self-proclaimed Pneumatic Extension Module	QCAM-06G18G-F	7.Y02006	6	G1/8
机器人侧气路扩展模块 Robot side Pneumatic Extension Module	QCAM-04G38R	7.Y02043	4	G3/8
夹具侧气路扩展模块 Gripper side Pneumatic Extension Module	QCAM-04G38G	7.Y02044	4	G3/8

高频模块类型
High Frequency Module Type

产品名称 Product name	型号 Model	货号 PN	工作电压 Working Voltage	工作电流 Working Current
机器人侧信号模块 Robot side signal module	QCHFM-E14-C1R	7.Y02003	1.4KV	5A
夹具侧信号模块 Gripper side signal module	QCHFM-E14-C1G	7.Y02004	1.4KV	5A

型材、钢管 Profile、SUS Tube
支架模组 Stents Module
快换 Quick Changer
夹具组件 Grip Module
气动剪刀 Air Nipper
真空组件 Vacuum Module
附件 Accessory Components

适用模块
Applicable module

信号模块（网络接口）
Signal Module（network cable interface）

产品名称 Product name	型号 Model	货号 PN
机器人侧信号模块 Robot side signal module	QCSM-RJ45-06R	7.Y02007
夹具侧信号模块 Gripper side signal module	QCSM-RJ45-06G	7.Y02008

伺服信号模块
Servo Signal Module

产品名称 Product name	型号 Model	货号 PN
机器人侧伺服信号模块 Robot side servo signal module	QCSM-12R	7.Y02082
夹具侧伺服信号模块 Gripper side servo signal module	QCSM-12G	7.Y02083

伺服电源模块
Servo Power Module

产品名称 Product name	型号 Model	货号 PN
机器人侧伺服电源模块 Robot side servo power module	QCSM-08R1	7.Y02080
夹具侧伺服电源模块 Gripper side servo power module	QCSM-08G1	7.Y02081

自密封流体空气模块
Self-Sealing Fluid Air Module

产品名称 Product name	型号 Model	货号 PN
机器人侧信号模块 Robot side signal module	QCWM-02R	7.Y02049
夹具侧信号模块 Gripper side signal module	QCWM-02G	7.Y02050

自动快换
Quick Changer

QCA-200

机器人侧
Robot side

货号(PN)	8.Y00272-SP	8.Y00272-SN
型号(Model)	QCA-200R-SP	QCA-200R-SN
信号检测类别 Signal Detection Category	PNP	NPN

夹具侧
Gripper side

货号(PN)	8.Y00357
型号(Model)	QCA-200G

机器人侧
Robot side

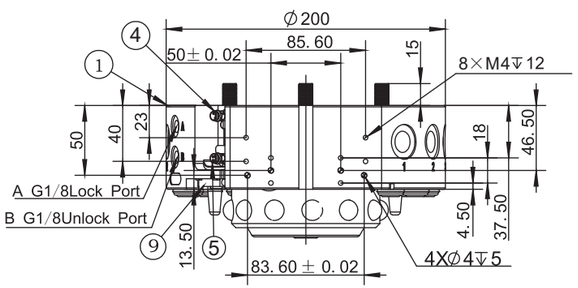

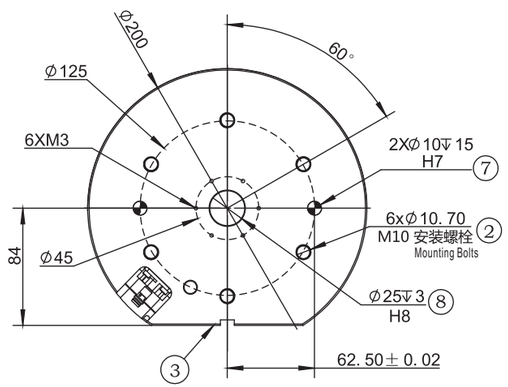

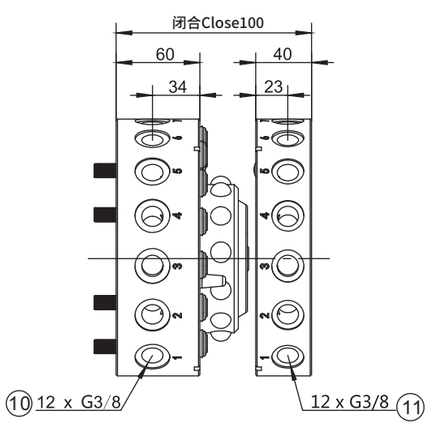

A.空气接口锁紧 The air connection locked
B.空气接口松开 Air connection released
1.机器人侧连接 Robot side connection
2.螺纹连接用通孔 Threaded through-holes
3.选配件安装面 Optional mounting surface
4.监控位置锁紧 Monitoring position locked
5.监控位置松开 Monitor position released
7.连接用定位销 Positioning pin
8.中心定位用 Central positioning
9.机器人侧确认接近开关 Proximity switch for robot side confirmation
10.直通型气孔 Straight through air hole
11.直通型气孔 Straight through air hole

型材、钢管 Profile、SUS Tube
支架模组 Stents Module
快换 Quick Changer
夹具组件 Grip Module
气动剪刀 Air Nipper
真空组件 Vacuum Module
附件 Accessory Components

自动快换
Quick Changer

夹具侧
Gripper side

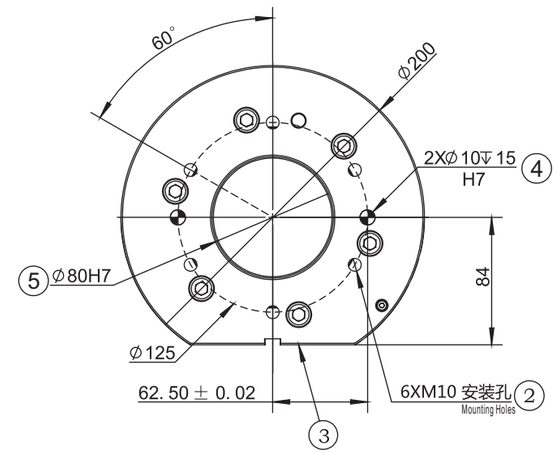

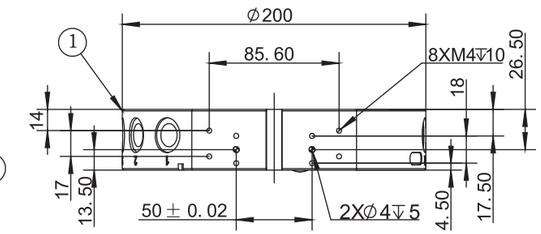

1.夹具侧连接 Gripper side connection
2.螺纹连接用通孔 Threaded through-holes
3.选配件安装面 Optional mounting surface
4.连接用定位销 Positioning pin
5.中心定位用 Central positioning

产品参数
Parameter

1.建议额定载荷： 150~300 kg
2.锁紧力@80Psi（5.5Bar） 16000 N
3.静态承载力矩（X&Y）： 1360 Nm
4.静态承载力矩（Z）： 1130 Nm
5.位置重复精度（X,Y&Z）: ±0.015 mm
6.重量-锁紧后： 9.0 kg
7.机器人侧重量： 6.2 kg
8.夹具侧重量： 2.8 kg
9.最大允许角偏移： ±1°
10.直通型气孔尺寸（数量）： (12) 3/8

1.Recommended rated load： 150~300kg
2.Locking force@80Psi（5.5Bar) 16000 N
3.Static Load torque（X&Y）: 1360 Nm
4.Static Load torque（Z）: 1130 Nm
5.Repeatability accuracy（X,Y&Z）: ±0.015 mm
6.Weight after locked： 9.0 kg
7.Robot side's weight： 6.2 kg
8.Gripper side's weight： 2.8 kg
9.Maximum allowable angle deviation: ±1°
10.Size of straight air hole (quantity)： (12) 3/8

适用模块
Applicable module

模块类型
Module Type

产品名称 Product name	型号 Model	货号 PN	工作电压 Working Voltage	工作电流 Working Current	接插件 Connector	接插件货号 Connector PN
机器人侧信号模块 Robot side signal module	QCSM-15R2	7.Y00468	24V	2.5A	D-Sub15R2-1000 ①	1.Y10080
夹具侧信号模块 Gripper side signal module	QCSM-15G2	7.Y00469	24V	2.5A	D-Sub15G2-1000 ①	1.Y10081
机器人侧信号模块 Robot side signal module	QCSM-08R	7.Y00477	380V	30A	3108A22-23S ②	1.Y10710
夹具侧信号模块 Gripper side signal module	QCSM-08G	7.Y00478	380V	30A	3108A22-23P ②	1.Y10711
机器人侧信号模块 Robot side signal module	QCSM-19R	7.Y00954	220V	3A	MS3116F14-19S/-Y②	1.Y11420
					CMB08E-14-19S(072)SR-B②	1.Y11863
机器人侧信号模块 Robot side signal module	QCSM-19R1	7.Y02123	220V	3A	MS3116F14-19S/-Y②	1.Y11420
					CMB08E-14-19S(072)SR-B②	1.Y11863
夹具侧信号模块 Gripper side signal module	QCSM-19G	7.Y00955	220V	3A	MS3116F14-19P/-Y ②	1.Y11419
					CMB08E-14-19P(072)SR-B②	1.Y11864
机器人侧信号模块 Robot side signal module	QCSM-26R	7.Y00464	220V	3A	MS3116F16-26S/-Y②	1.Y11867
					CMB08E-16-26S(072)SR-B②	1.Y11865
夹具侧信号模块 Gripper side signal module	QCSM-26G	7.Y00465	220V	3A	MS3116F16-26P/-Y ②	1.Y11369
					CMB08E-16-26P(072)SR-B②	1.Y11866
夹具侧信号模块 Gripper side signal module	QCSM-21/26G	7.Y02117	220V	3A	MS3116F16-26P/-Y②	1.Y11369
					CMB08E-16-26P(072)SR-B②	1.Y11866
机器人侧信号模块 Robot side signal module	QCSM-32R	7.Y02095	220V	3A	MS3116F22-36S②	1.Y13392
					MS3118F22-36S②	1.Y13393
夹具侧信号模块 Gripper side signal module	QCSM-32G	7.Y02096	220V	3A	MS3116F22-36P②	1.Y13394
					MS3118F22-36P②	1.Y13395

① 连接线线材长为1米 The cable's length is 1 meter

② 仅接头，不含线材 Joint only, no wire

气路扩展模块
Pneumatic Extension Module

产品名称 Product name	型号 Model	货号 PN	气路 Gas path	螺纹孔 Threaded hole
机器人侧气路扩展模块 Robot side Pneumatic Extension Module	QCAM-06G18R	7.Y01015	6	G1/8
夹具侧气路扩展模块 Gripper side Pneumatic Extension Module	QCAM-06G18G	7.Y01016	6	G1/8
机器人侧气路扩展模块 Robot side Pneumatic Extension Module	QCAM-06G18R-E	7.Y01018	6	G1/8
夹具侧气路扩展模块 Gripper side Pneumatic Extension Module	QCAM-06G18G-E	7.Y01019	6	G1/8
机器人侧气路扩展模块 Robot side Pneumatic Extension Module	QCAM-10M5R	7.Y01053	10	M5
夹具侧气路扩展模块 Gripper side Pneumatic Extension Module	QCAM-10M5G	7.Y01054	10	M5

产品名称 Product name	型号 Model	货号 PN	气路 Gas path	螺纹孔 Threaded hole
机器人侧气路扩展模块 Robot side Pneumatic Extension Module	QCAM-14M5R	7.Y01055	14	M5
夹具侧气路扩展模块 Gripper side Pneumatic Extension Module	QCAM-14M5G	7.Y01056	14	M5
机器人侧自封气路扩展模块 Robot side self-proclaimed Pneumatic Extension Module	QCAM-06G18R-F	7.Y02005	6	G1/8
夹具侧自封气路扩展模块 Gripper side self-proclaimed Pneumatic Extension Module	QCAM-06G18G-F	7.Y02006	6	G1/8
机器人侧气路扩展模块 Robot side Pneumatic Extension Module	QCAM-04G38R	7.Y02043	4	G3/8
夹具侧气路扩展模块 Gripper side Pneumatic Extension Module	QCAM-04G38G	7.Y02044	4	G3/8

高频模块类型
High Frequency Module Type

产品名称 Product name	型号 Model	货号 PN	工作电压 Working Voltage	工作电流 Working Current
机器人侧信号模块 Robot side signal module	QCHFM-E14-C1R	7.Y02003	1.4KV	5A
夹具侧信号模块 Gripper side signal module	QCHFM-E14-C1G	7.Y02004	1.4KV	5A

型材、钢管 Profile、SUS Tube
支架模组 Stents Module
快换 Quick Changer
夹具组件 Grip Module
气动剪刀 Air Nipper
真空组件 Vacuum Module
附件 Accessory Components

适用模块
Applicable module

信号模块（网络接口）
Signal Module（network cable interface）

产品名称 Product name	型号 Model	货号 PN
机器人侧信号模块 Robot side signal module	QCSM-RJ45-06R	7.Y02007
夹具侧信号模块 Gripper side signal module	QCSM-RJ45-06G	7.Y02008

伺服信号模块
Servo Signal Module

产品名称 Product name	型号 Model	货号 PN
机器人侧伺服信号模块 Robot side servo signal module	QCSM-12R	7.Y02082
夹具侧伺服信号模块 Gripper side servo signal module	QCSM-12G	7.Y02083

伺服电源模块
Servo Power Module

产品名称 Product name	型号 Model	货号 PN
机器人侧伺服电源模块 Robot side servo power module	QCSM-08R1	7.Y02080
夹具侧伺服电源模块 Gripper side servo power module	QCSM-08G1	7.Y02081

自密封流体空气模块
Self-Sealing Fluid Air Module

产品名称 Product name	型号 Model	货号 PN
机器人侧信号模块 Robot side signal module	QCWM-02R	7.Y02049
夹具侧信号模块 Gripper side signal module	QCWM-02G	7.Y02050

自动快换
Quick Changer

QCA-200-D1

机器人侧
Robot side

夹具侧
Gripper side

货号(PN)	8.Y00272-SP-D1	8.Y00272-SN-D1
型号(Model)	QCA-200R-SP-D1	QCA-200R-SN-D1
信号检测类别 Signal Detection Category	PNP	NPN

货号(PN)	8.Y00357-D1
型号(Model)	QCA-200G-D1

机器人侧
Robot side

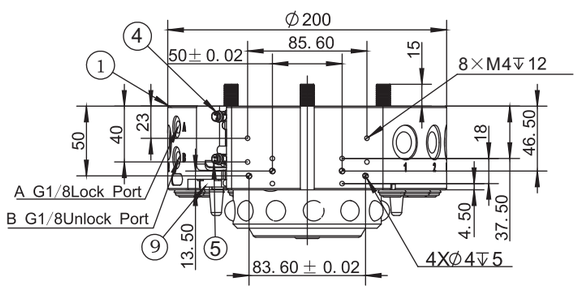

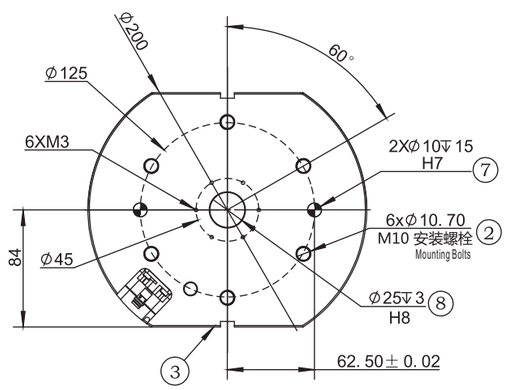

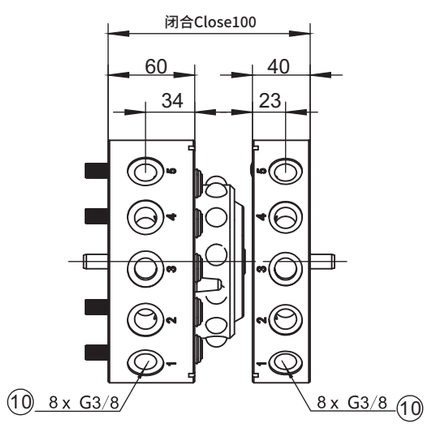

A.空气接口锁紧 The air connection locked
B.空气接口松开 Air connection released
1.机器人侧连接 Robot side connection
2.螺纹连接用通孔 Threaded through-holes
3.选配件安装面 Optional mounting surface
4.监控位置锁紧 Monitoring position locked
5.监控位置松开 Monitor position released
7.连接用定位销 Positioning pin
8.中心定位用 Central positioning
9.机器人侧确认接近开关 Proximity switch for robot side confirmation
10.直通型气孔 Straight through air hole
11.直通型气孔 Straight through air hole

自动快换
Quick Changer

夹具侧
Gripper side

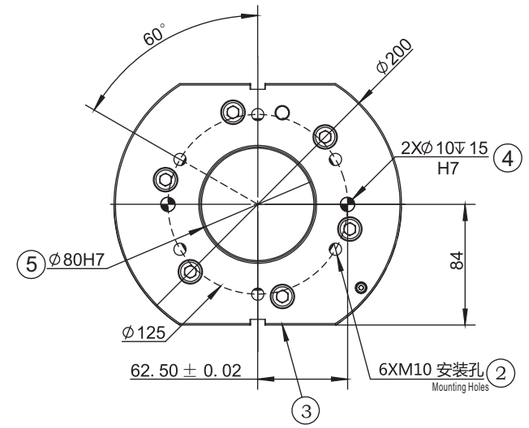

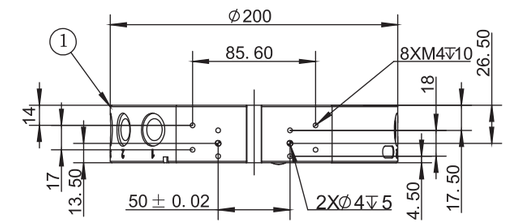

1.夹具侧连接 Gripper side connection
2.螺纹连接用通孔 Threaded through-holes
3.选配件安装面 Optional mounting surface
4.连接用定位销 Positioning pin
5.中心定位用 Central positioning

产品参数
Parameter

1.建议额定载荷： 150~300 kg
2.锁紧力@80Psi（5.5Bar） 16000 N
3.静态承载力矩（X&Y）： 1360 Nm
4.静态承载力矩（Z）： 1130 Nm
5.位置重复精度（X,Y&Z）: ±0.015 mm
6.重量-锁紧后： 9.0 kg
7.机器人侧重量： 6.2 kg
8.夹具侧重量： 2.8 kg
9.最大允许角偏移： ±1°
10.直通型气孔尺寸（数量）：(8) 3/8

1.Recommended rated load： 150~300kg
2.Locking force@80Psi（5.5Bar) 16000 N
3.Static Load torque（X&Y）: 1360 Nm
4.Static Load torque（Z）: 1130 Nm
5.Repeatability accuracy（X,Y&Z）: ±0.015 mm
6.Weight after locked： 9.0 kg
7.Robot side's weight： 6.2 kg
8.Gripper side's weight： 2.8 kg
9.Maximum allowable angle deviation: ±1°
10.Size of straight air hole (quantity)： (8) 3/8

适用模块
Applicable module

模块类型
Module Type

产品名称 Product name	型号 Model	货号 PN	工作电压 Working Voltage	工作电流 Working Current	接插件 Connector	接插件货号 Connector PN
机器人侧信号模块 Robot side signal module	QCSM-15R2	7.Y00468	24V	2.5A	D-Sub15R2-1000 ①	1.Y10080
夹具侧信号模块 Gripper side signal module	QCSM-15G2	7.Y00469	24V	2.5A	D-Sub15G2-1000 ①	1.Y10081
机器人侧信号模块 Robot side signal module	QCSM-08R	7.Y00477	380V	30A	3108A22-23S ②	1.Y10710
夹具侧信号模块 Gripper side signal module	QCSM-08G	7.Y00478	380V	30A	3108A22-23P ②	1.Y10711
机器人侧信号模块 Robot side signal module	QCSM-19R	7.Y00954	220V	3A	MS3116F14-19S/-Y②	1.Y11420
					CMB08E-14-19S(072)SR-B②	1.Y11863
机器人侧信号模块 Robot side signal module	QCSM-19R1	7.Y02123	220V	3A	MS3116F14-19S/-Y②	1.Y11420
					CMB08E-14-19S(072)SR-B②	1.Y11863
夹具侧信号模块 Gripper side signal module	QCSM-19G	7.Y00955	220V	3A	MS3116F14-19P/-Y ②	1.Y11419
					CMB08E-14-19P(072)SR-B②	1.Y11864
机器人侧信号模块 Robot side signal module	QCSM-26R	7.Y00464	220V	3A	MS3116F16-26S/-Y②	1.Y11867
					CMB08E-16-26S(072)SR-B②	1.Y11865
夹具侧信号模块 Gripper side signal module	QCSM-26G	7.Y00465	220V	3A	MS3116F16-26P/-Y ②	1.Y11369
					CMB08E-16-26P(072)SR-B②	1.Y11866
夹具侧信号模块 Gripper side signal module	QCSM-21/26G	7.Y02117	220V	3A	MS3116F16-26P/-Y②	1.Y11369
					CMB08E-16-26P(072)SR-B②	1.Y11866
机器人侧信号模块 Robot side signal module	QCSM-32R	7.Y02095	220V	3A	MS3116F22-36S②	1.Y13392
					MS3118F22-36S②	1.Y13393
夹具侧信号模块 Gripper side signal module	QCSM-32G	7.Y02096	220V	3A	MS3116F22-36P②	1.Y13394
					MS3118F22-36P②	1.Y13395

① 连接线线材长为1米 The cable's length is 1 meter

② 仅接头，不含线材 Joint only, no wire

气路扩展模块
Pneumatic Extension Module

产品名称 Product name	型号 Model	货号 PN	气路 Gas path	螺纹孔 Threaded hole
机器人侧气路扩展模块 Robot side Pneumatic Extension Module	QCAM-06G18R	7.Y01015	6	G1/8
夹具侧气路扩展模块 Gripper side Pneumatic Extension Module	QCAM-06G18G	7.Y01016	6	G1/8
机器人侧气路扩展模块 Robot side Pneumatic Extension Module	QCAM-06G18R-E	7.Y01018	6	G1/8
夹具侧气路扩展模块 Gripper side Pneumatic Extension Module	QCAM-06G18G-E	7.Y01019	6	G1/8
机器人侧气路扩展模块 Robot side Pneumatic Extension Module	QCAM-10M5R	7.Y01053	10	M5
夹具侧气路扩展模块 Gripper side Pneumatic Extension Module	QCAM-10M5G	7.Y01054	10	M5

产品名称 Product name	型号 Model	货号 PN	气路 Gas path	螺纹孔 Threaded hole
机器人侧气路扩展模块 Robot side Pneumatic Extension Module	QCAM-14M5R	7.Y01055	14	M5
夹具侧气路扩展模块 Gripper side Pneumatic Extension Module	QCAM-14M5G	7.Y01056	14	M5
机器人侧自封气路扩展模块 Robot side self-proclaimed Pneumatic Extension Module	QCAM-06G18R-F	7.Y02005	6	G1/8
夹具侧自封气路扩展模块 Gripper side self-proclaimed Pneumatic Extension Module	QCAM-06G18G-F	7.Y02006	6	G1/8
机器人侧气路扩展模块 Robot side Pneumatic Extension Module	QCAM-04G38R	7.Y02043	4	G3/8
夹具侧气路扩展模块 Gripper side Pneumatic Extension Module	QCAM-04G38G	7.Y02044	4	G3/8

高频模块类型
High Frequency Module Type

产品名称 Product name	型号 Model	货号 PN	工作电压 Working Voltage	工作电流 Working Current
机器人侧信号模块 Robot side signal module	QCHFM-E14-C1R	7.Y02003	1.4KV	5A
夹具侧信号模块 Gripper side signal module	QCHFM-E14-C1G	7.Y02004	1.4KV	5A

型材、钢管 Profile、SUS Tube
支架模组 Stents Module
快换 Quick Changer
夹具组件 Grip Module
气动剪刀 Air Nipper
真空组件 Vacuum Module
附件 Accessory Components

适用模块
Applicable module

信号模块（网络接口）
Signal Module（network cable interface）

产品名称 Product name	型号 Model	货号 PN
机器人侧信号模块 Robot side signal module	QCSM-RJ45-06R	7.Y02007
夹具侧信号模块 Gripper side signal module	QCSM-RJ45-06G	7.Y02008

伺服信号模块
Servo Signal Module

产品名称 Product name	型号 Model	货号 PN
机器人侧伺服信号模块 Robot side servo signal module	QCSM-12R	7.Y02082
夹具侧伺服信号模块 Gripper side servo signal module	QCSM-12G	7.Y02083

伺服电源模块
Servo Power Module

产品名称 Product name	型号 Model	货号 PN
机器人侧伺服电源模块 Robot side servo power module	QCSM-08R1	7.Y02080
夹具侧伺服电源模块 Gripper side servo power module	QCSM-08G1	7.Y02081

自密封流体空气模块
Self-Sealing Fluid Air Module

产品名称 Product name	型号 Model	货号 PN
机器人侧信号模块 Robot side signal module	QCWM-02R	7.Y02049
夹具侧信号模块 Gripper side signal module	QCWM-02G	7.Y02050

模块类型
Module Type

镀金针脚
Gold-plated stitching

电模块：用于总线信号及伺服电源的传输

- 突起的针状在连接保证接触的稳定性；抗干扰
- 额定电压电流：24V2.5A~380V 200A（最高标准参数）
- 材质：镀金的针脚
- 弹压接触次数：大于30万次

Electrical module: used for bus signal and servo power transmission

- The needle-like protrusions in the connection to ensure contact stability anti-interference。
- Rated voltage and current:24V 2.5A~380V 200A(the highest standard parameters)
- Material: gold-platedpin
- Elastic pressure contact number: more than 300,000 times

安装方法
Installation method

夹具侧模块安装方式
Module Mounting mode on gripper side

机器人侧模块安装方式
Module Mounting mode on robot side

型材、钢管 Profile、SUS Tube
支架模组 Stents Module
快换 Quick Changer
夹具组件 Grip Module
气动剪刀 Air Nipper
真空组件 Vacuum Module
附件 Accessory Components

模块类型
Module Type

镀金针脚
Gold-plated stitching

电模块：用于总线信号及伺服电源的传输

- 突起的针状在连接保证接触的稳定性；抗干扰
- 额定电压电流：24V2.5A~380V 200A（最高标准参数）
- 材质：镀金的针脚
- 弹压接触次数：大于30万次

Electrical module: used for bus signal and servo power transmission

- The needle-like protrusions in the connection to ensure contact stability anti-interference。
- Rated voltage and current:24V 2.5A~380V 200A(the highest standard parameters)
- Material: gold-platedpin
- Elastic pressure contact number: more than 300,000 times

安装方法
Installation method

夹具侧模块安装方式
Module Mounting mode on gripper side

机器人侧模块安装方式
Module Mounting mode on robot side

模块选择
Module Type

描述Description		15 pins		15 pins	
信号模块 Signal module		机器人侧 Robot side	夹具侧 Gripper side	机器人侧 Robot side	夹具侧 Gripper side
		QCSM-15R1	QCSM-15G1	QCSM-15R2	QCSM-15G2
信号接头或电缆 Signal connector or cable		接插件（母头） Connector (female)	接插件（公头） Connector (male)	接插件（母头） Connector (female)	接插件（公头） Connector (male)
		DB15R1-1000①	DB15G1-1000①	D-Sub15R2-1000①	D-Sub15G2-1000①
QCA-05	QCA-05R	√			
	QCA-05G		√		
QCA-15	QCA-15R	√			
	QCA-15G		√		
QCA-25	QCA-25R	√			
	QCA-25G		√		
QCA-35	QCA-35R			√	
	QCA-35G				√
QCA-50	QCA-50R			√	
	QCA-50G				√
QCA-S50	QCA-S50R			√	
	QCA-S50G				√
QCA-100	QCA-100R			√	
	QCA-100G				√
QCA-S100	QCA-S100R			√	
	QCA-S100G				√
QCA-S150	QCA-S150R			√	
	QCA-S150G				√
QCA-200	QCA-200R			√	
	QCA-200G				√
QCA-200-D1	QCA-200R-D1			√	
	QCA-200G-D1				√
电气特性 Electrical characteristics	电压 Voltage	50V		50V	
	电流 Current	2.5A		2.5A	

① 连接线线材长为1米 The wire's length is 1 meters

② 仅接头，不含线材 Joint only, no wire

型材、钢管 Profile、SUS Tube
支架模组 Stents Module
快换 Quick Changer
夹具组件 Grip Module
气动剪刀 Air Nipper
真空组件 Vacuum Module
附件 Accessory Components

模块选择
Module Type

8 pins		19 pins		26 pins	
机器人侧 Robot side	夹具侧 Gripper side	机器人侧 Robot side	夹具侧 Gripper side	机器人侧 Robot side	夹具侧 Gripper side
QCSM-08R	QCSM-08G	QCSM-19R	QCSM-19G	QCSM-26R	QCSM-26G
接插件（母头） Connector (female)	接插件（公头） Connector (male)	接插件（母头） Connector (female)	接插件（公头） Connector (male)	接插件（母头） Connector (female)	接插件（公头） Connector (male)
3108A22-23S②	3108A22-23P②	MS3116F14-19S ② MS3116F14-19S-Y CMB08E-14-19S(072)SR-B ②	MS3116F14-19P ② MS3116F14-19P-Y CMB08E-14-19P(072)SR-B ②	MS3116F16-26S ② MS3116F16-26S-Y CMB08E-16-26S(072)SR-B ②	MS3116F16-26P ② MS3116F16-26P-Y CMB08E-16-26P(072)SR-B ②
√		√		√	
	√		√		√
√		√		√	
	√		√		√
√		√		√	
	√		√		√
√		√		√	
	√		√		√
√		√		√	
	√		√		√
√		√		√	
	√		√		√
√		√		√	
	√		√		√
√		√		√	
	√		√		√
380V		220V		220V	
30A		3A		3A	

高频模块-直出线
HF Module-straight out line

QCHFM-02R-1000

机器人侧模块 NEW
Robot side module

货号(PN)	7.Y02086
型号(Model)	QCHFM-02R-1000

※ 电压Voltage：1.4KV
※ 电流Current：5A
※ 重量Weight：138g
※ 连接线线材长为1米（可定制）The wire's length is 1 meters(Customizable)
※ 适配于 Suitable for: QCA05、QCA15、QCA25

QCHFM-02G-1000

夹具侧模块 NEW
Gripper side module

货号(PN)	7.Y02087
型号(Model)	QCHFM-02G-1000

※ 电压Voltage：1.4KV
※ 电流Current：5A
※ 重量Weight：122g
※ 连接线线材长为1米（可定制）The wire's length is 1 meters(Customizable)

图纸
Drawings

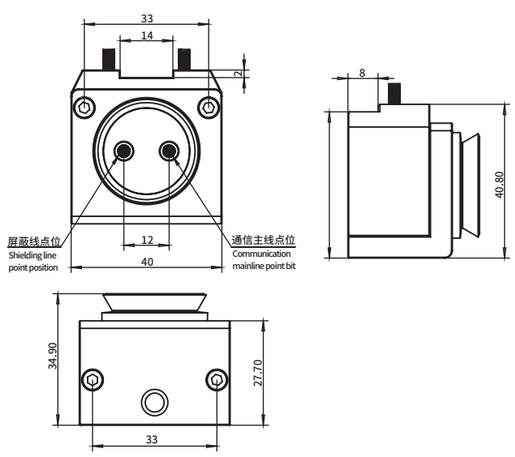

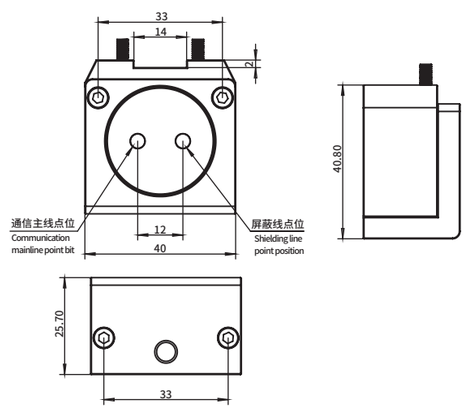

接线图
Wiring diagram

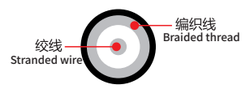

线材截面示意图
Sketch of cross section of wire rod

强电模块-直出线
Power Module-straight out line

QCSM-08R-1000

机器人侧模块 NEW
Robot side module

货号(PN)	7.Y02084
型号(Model)	QCSM-08R-1000

※ 电压Voltage：450V
※ 电流Current：24A
※ 重量Weight：468g
※ 连接线线材长为1米（可定制）The wir.e's length is 1 meters(Customizable)
※ ※ 适配于 Suitable for: QCA05、QCA15、QCA25

QCSM-08G-1000

夹具侧模块 NEW
Gripper side module

货号(PN)	7.Y02085
型号(Model)	QCSM-08G-1000

※ 电压Voltage：450V
※ 电流Current：24A
※ 重量Weight：487g
※ 连接线线材长为1米（可定制）The wire's length is 1 meters(Customizable)

图纸
Drawings

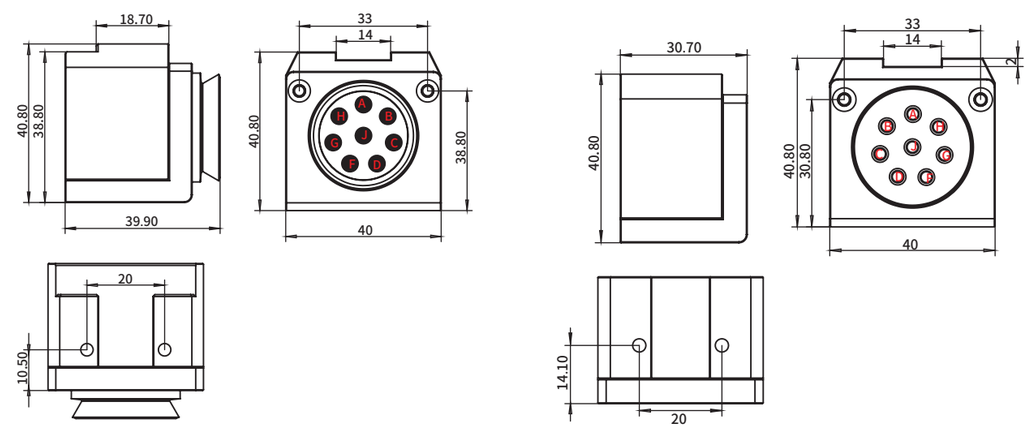

接线图
Wiring diagram

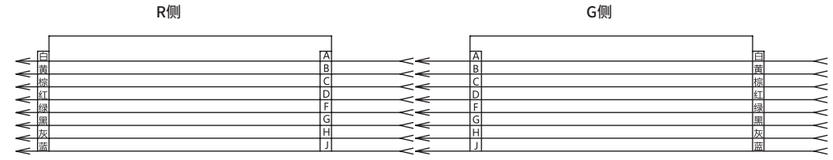

线材截面示意图
Sketch of cross section of wire rod

信号模块
Signal Module

QCSM-15R1

机器人侧模块
Robot side module

货号(PN)	7.Y00965
型号(Model)	QCSM-15R1

※ 电压Voltage：24V
※ 电流Current：2.5A
※ 重量Weight：30.5g
※ 适配于 Suitable for: QCA05、QCA15、QCA25

QCSM-15G1

夹具侧模块
Gripper side module

货号(PN)	7.Y00966
型号(Model)	QCSM-15G1

※ 电压Voltage：24V
※ 电流Current：2.5A
※ 重量Weight：29.8g

图纸
Drawings

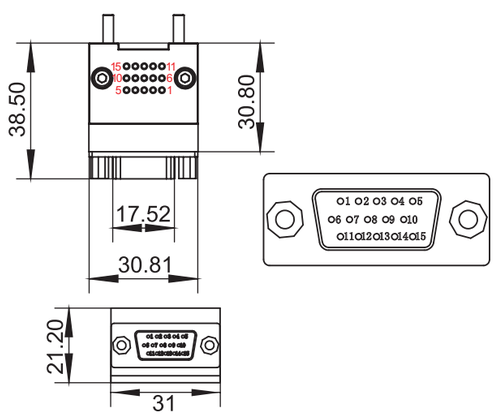

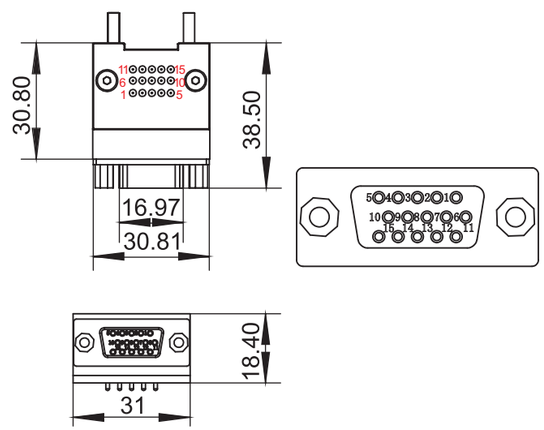

15芯电模块-直出线
15-core electric Module-straight out line

QCSM-15R1-1000

机器人侧模块 NEW
Robot side module

货号(PN)	7.Y02097
型号(Model)	QCSM-15R1-1000

※ 电压Voltage：50V
※ 电流Current：2. 5A
※ 重量Weight：152g
※ 连接线线材长为1米（可定制）The wire's length is 1 meters(Customizable)
※ 适配于 Suitable for: QCA05、QCA15、QCA25

QCSM-15G1-1000

夹具侧模块 NEW
Gripper side module

货号(PN)	7.Y02098
型号(Model)	QCSM-15G1-1000

※ 电压Voltage：50V
※ 电流Current：2.5A
※ 重量Weight：158g
※ 连接线线材长为1米（可定制）The wire's length is 1 meters(Customizable)

图纸
Drawings

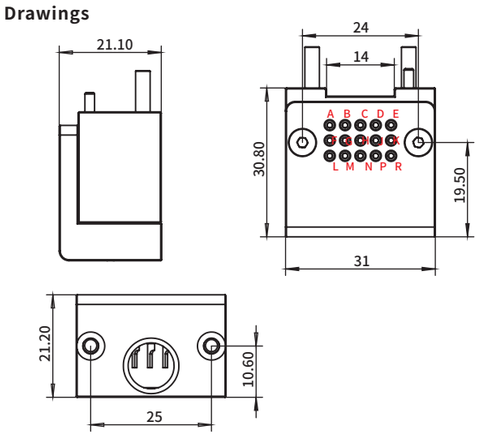

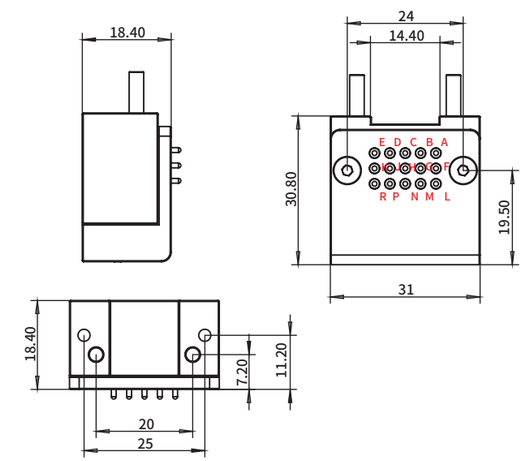

芯接线图
Wiring diagram

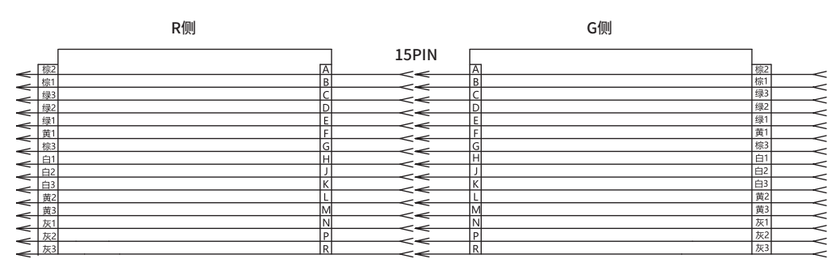

线材截面示意图
Sketch of cross section of wire rod

RJ45S网线接口
RJ45S Servo Module

QCSM-RJ45*5M-06R

机器人侧模块 NEW
Robot side module



货号(PN)	7.Y02129
型号(Model)	QCSM-RJ45*5M-06R

※ 电压Voltage：220V
※ 电流Current：3A
※ 重量Weight：135g
※ 连接线线材长为1米（可定制）The wire's length is 1 meters(Customizable)
※ 适配于 Suitable for: QCA05、QCA15、QCA25

QCSM-RJ45*5M-06R

夹具侧模块 NEW
Gripper side module

货号(PN)	7.Y02130
型号(Model)	QCSM-RJ45*5M-06G

※ 电压Voltage：220KV
※ 电流Current：3A
※ 重量Weight：119g
※ 连接线线材长为1米（可定制）The wire's length is 1 meters(Customizable)

图纸
Drawings

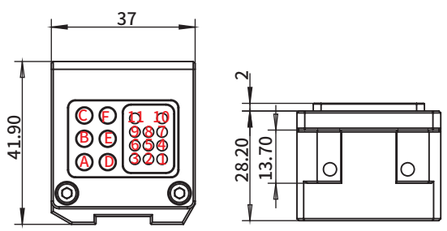

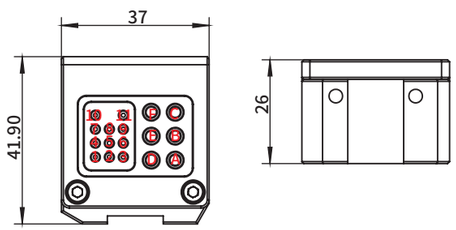

接线图
wiring diagram

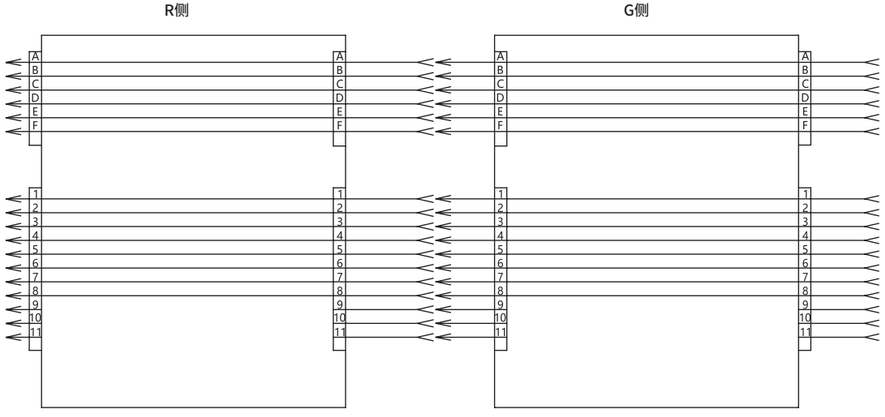

高频模块
Hight Frequency Module

QCHFM-E14-C1R

机器人侧模块
Robot side module

货号(PN)	7.Y02003
型号(Model)	QCHFM-E14-C1R

※ 电压 Voltage：1.4KV
※ 电流 Current：5A
※ 重量 Weight：194.5g
※ 适配于 Suitable for: QCA35、QCA50、QCAS50、QCA100、QCAS100、QCAS150、QCA200、QCA200-D1

QCHFM-E14-C1RG

夹具侧模块
Gripper side module

货号(PN)	7.Y02004
型号(Model)	QCHFM-E14-C1G

※ 电压 Voltage：1.4KV
※ 电流 Current：5A
※ 重量 Weight：151g

图纸
Drawings

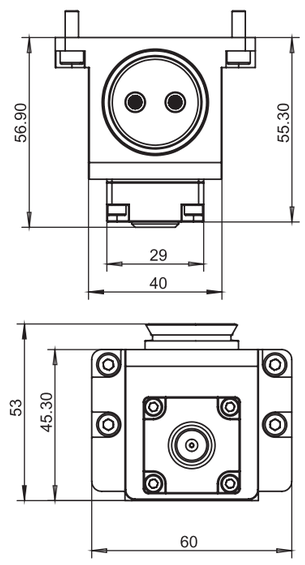

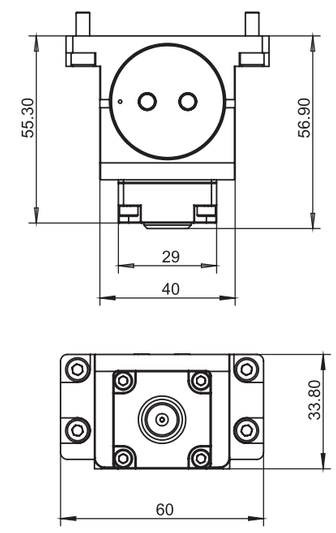

伺服电源模块
Servo Power Module

QCSM-08R1

机器人侧模块 NEW
Robot side module

货号(PN)	7.Y02080
型号(Model)	QCSM-08R1

※ 20A*4芯电流传输 20A* 4-core current transmission
※ 2A*2芯抱闸信号 2A*2 core lock signal
※ 电压 Voltage：24V
※ 重量Weight：310.5g
※ 适配于 Suitable for: QCA35、QCA50、QCAS50、QCA100、QCAS100、QCAS150、QCA200、QCA200-D1

QCSM-08G1

夹具侧模块 NEW
Gripper side module

货号(PN)	7.Y02081
型号(Model)	QCSM-08G1

※ 20A*4芯电流传输 20A* 4-core current transmission
※ 2A*2芯抱闸信号 2A*2 core lock signal
※ 电压Voltage：24V
※ 重量Weight：262.2g

图纸
Drawings

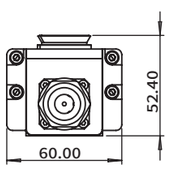

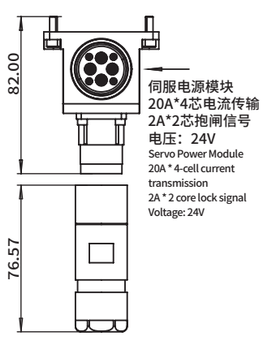

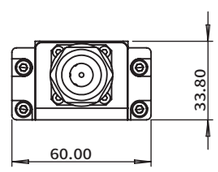

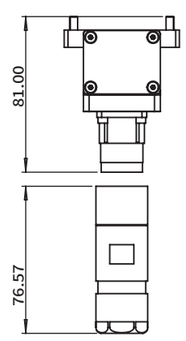

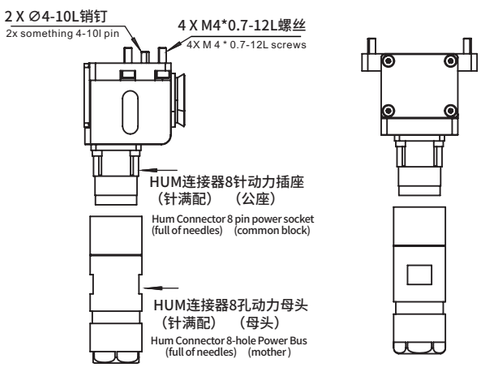

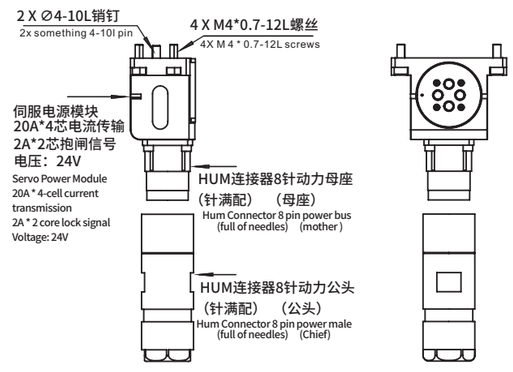

伺服信号模块
Servo Signal Module

QCSM-12R

机器人侧模块 NEW
Robot side module

货号(PN)	7.Y02082
型号(Model)	QCSM-12R

※ 电压Voltage：24V
※ 2A*9芯 2A * 9 cores
※ 编码器信号传输 Encoder signal transmission
※ 重量Weight：274.4g
※ 适配于 Suitable for: QCA35、QCA50、QCAS50、QCA100、QCAS100 QCAS150、QCA200、QCA200-D1

QCSM-12G

夹具侧模块 NEW
Gripper side module

货号(PN)	7.Y02083
型号(Model)	QCSM-12G

※ 电压Voltage：24V
※ 2A*9芯 2A * 9 cores
※ 编码器信号传输 Encoder signal transmission
※ 重量Weight：219.4g

图纸
Drawings

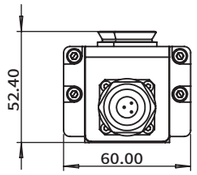

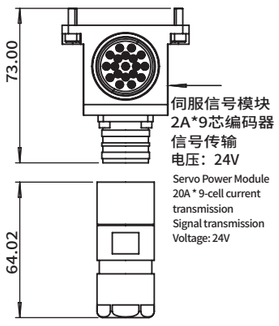

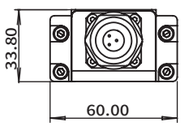

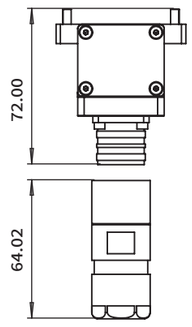

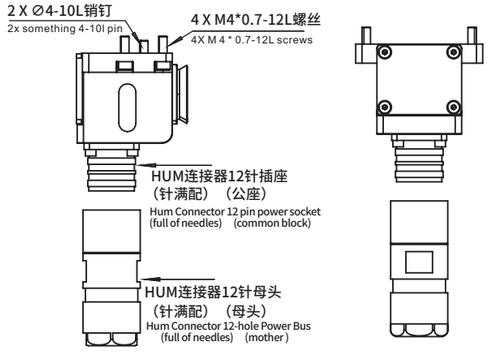

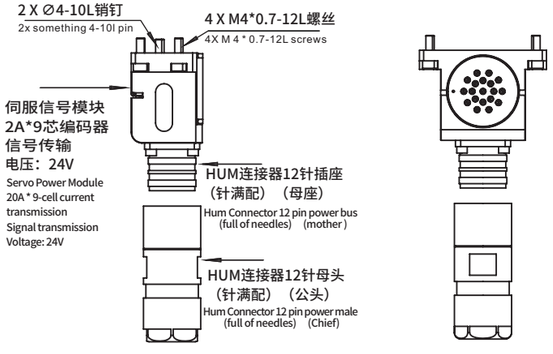

信号模块
Signal Module

QCSM-08R

机器人侧模块
Robot side module

货号(PN)	7.Y00477
型号(Model)	QCSM-08R

※ 电压Voltage：380V
※ 电流Current：30A
※ 重量Weight：434.7g
※ 适配于 Suitable for: QCA35、QCA50、QCAS50、QCA100、QCAS100、QCAS150、QCA200、QCA200-D1

QCSM-08G

夹具侧模块
Gripper side module

货号(PN)	7.Y00478
型号(Model)	QCSM-08G

※ 电压Voltage：380V
※ 电流Current：30A
※ 重量Weight：330g

图纸
Drawings

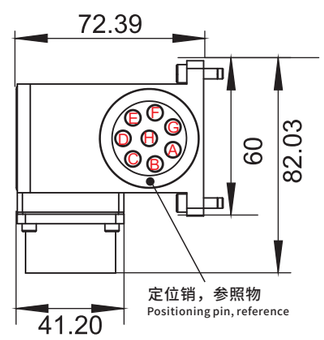

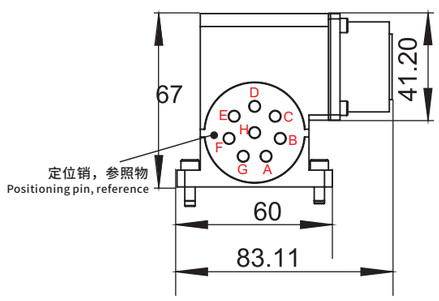

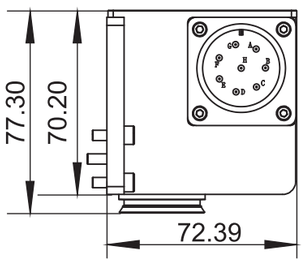

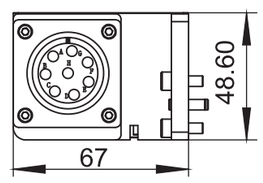

信号模块
Signal Module

QCSM-15R2

机器人侧模块
Robot side module

货号(PN)	7.Y00468
型号(Model)	QCSM-15R2

※ 电压Voltage：24V
※ 电流Current：2.5A
※ 重量Weight：68g
※ 适配于 Suitable for: QCA35、QCA50、QCAS50、QCA100、QCAS100、QCAS150、QCA200、QCA200-D1

QCSM-15G2

夹具侧模块
Gripper side module

货号(PN)	7.Y00469
型号(Model)	QCSM-15G2

※ 电压Voltage：24V
※ 电流Current：2.5A
※ 重量Weight：48.5g

图纸
Drawings

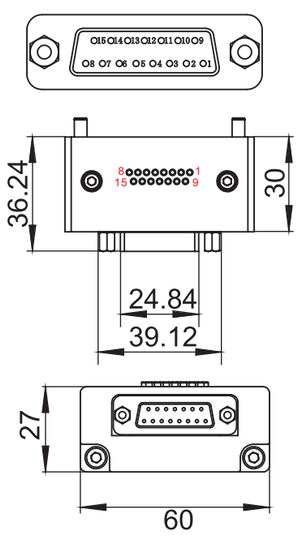

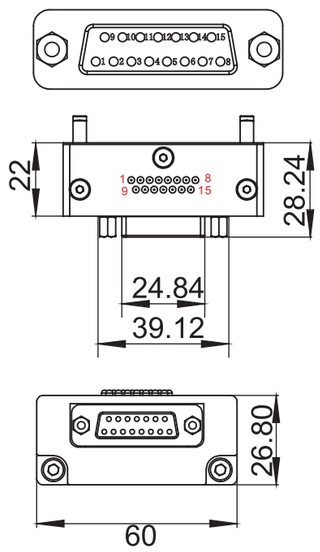

信号模块
Signal Module

QCSM-19R1

机器人侧模块 NEW
Robot side module

货号(PN)	7.Y02123
型号(Model)	QCSM-19R1

※ 电压Voltage：220V
※ 电流Current：3A
※ 重量Weight：309g
※ 适配于 Suitable for: QCA35、QCA50、QCAS50、QCA100、QCAS100、QCAS150、QCA200、QCA200-D1

注意事项
Points to note

1、模块的安装，必须固定到位，避免造成针体的损坏，导致信号传输不良
2、模块的更换，必须在确保断电之后再进行操作
3、信号的传输过程中，不要断开信号连接器
4、模块的维护，定期使用毛刷清洁接触面

1, Module installation, must be fixed in place, to avoid causing damage to the needle lead to poor signal transmission
2, Module replacement, must ensure that the power cut after the operation
3, Do not disconnect the signal connector during signal transmission
4, Module maintenance, regular use of brush clean contact surface

图纸
Drawings

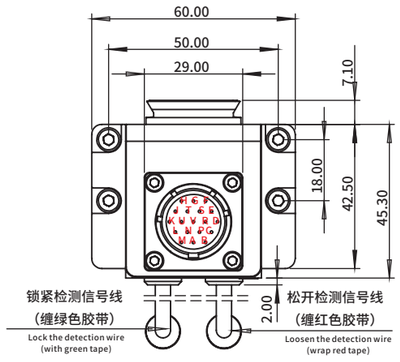

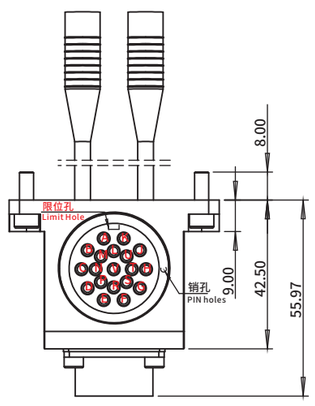

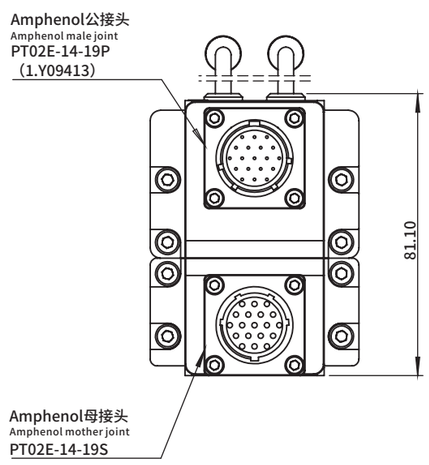

信号模块
Signal Module

接线图
Wiring diagram

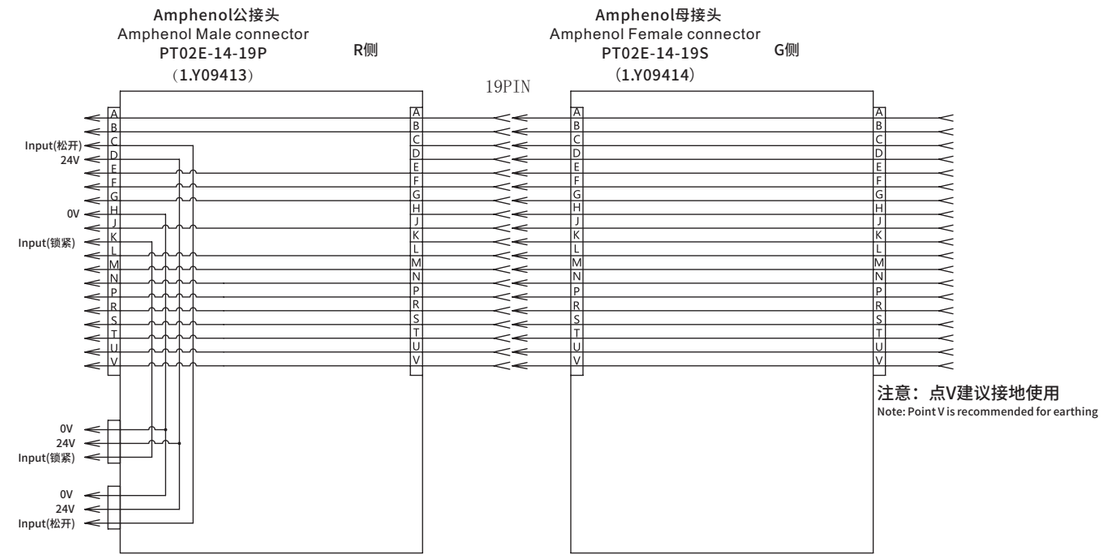

信号模块
Signal Module

QCSM-19R

机器人侧模块
Robot side module

货号(PN)	7.Y00954
型号(Model)	QCSM-19R

※ 电压Voltage：220V
※ 电流Current：3A
※ 重量Weight：178.3g
※ 适配于 Suitable for: QCA35、QCA50、QCAS50、QCA100、QCAS100、QCAS150、QCA200、QCA200-D1

QCSM-19G

夹具侧模块
Gripper side module

货号(PN)	7.Y00955
型号(Model)	QCSM-19G

※ 电压Voltage：220V
※ 电流Current：3A
※ 重量Weight：130.7g

图纸
Drawings

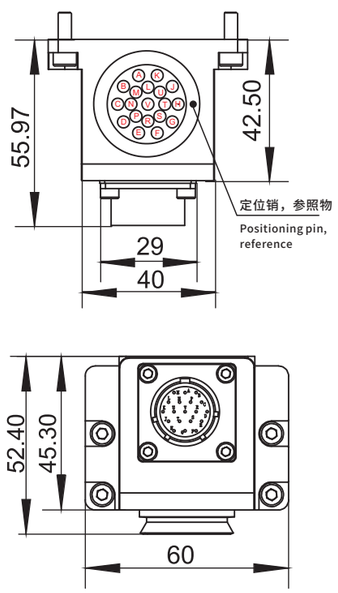

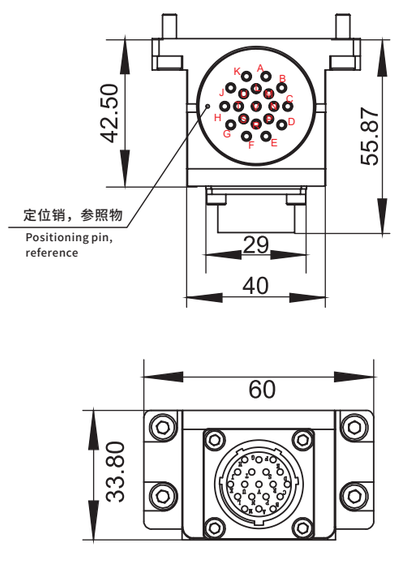

信号模块
Signal Module

QCSM-26R

机器人侧模块
Robot side module

货号(PN)	7.Y00464
型号(Model)	QCSM-26R

※ 电流Voltage：220V
※ 电压Current：3A
※ 重量Weight：198.5g
※ 适配于 Suitable for: QCA35、QCA50、QCAS50、QCA100、QCAS100、QCAS150、QCA200、QCA200-D1

QCSM-26G

夹具侧模块
Gripper side module

货号(PN)	7.Y00465
型号(Model)	QCSM-26G

※ 电流Voltage：220V
※ 电压Current：3A
※ 重量Weight：178.2g

图纸
Drawings

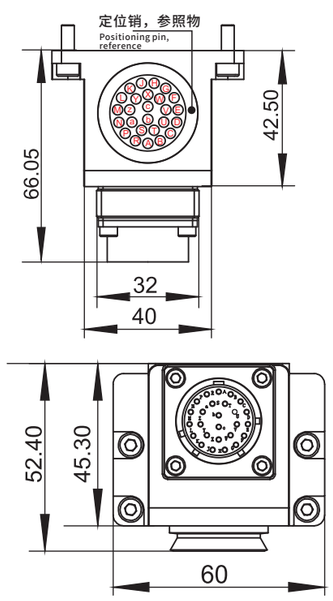

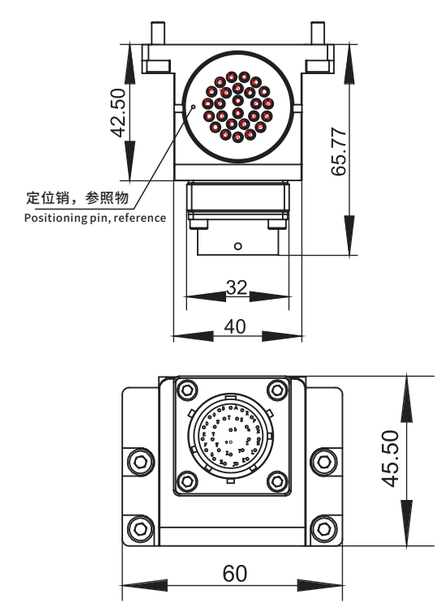

信号模块
Signal Module

QCSM-21/26G

夹具侧模块 NEW

Gripper side module

货号(PN)	7.Y02117
型号(Model)	QCSM-21/26G

※ 电压Voltage：220V

※ 电流Current：3A

※ 重量Weight：226g

※ 适配于 Suitable for: QCA35、QCA50、QCAS50、QCA100、QCAS100、QCAS150、QCA200、QCA200-D1

应用场景
Application scenarios

在一个设备使用多个工具（夹具）时，可以识别对应工具(夹具)的编码，可以有效防止工具的误用。

In a device using multiple tools (fixtures) , you can identify the corresponding tools (fixtures) code, can effectively prevent tool misuse.

图纸
Drawings

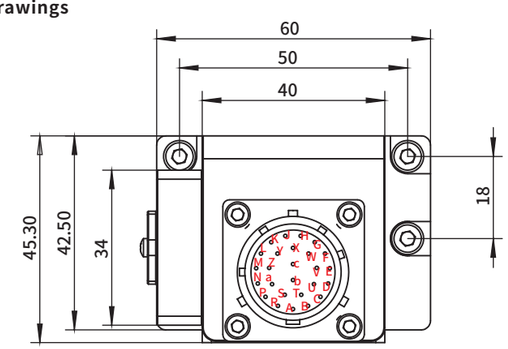

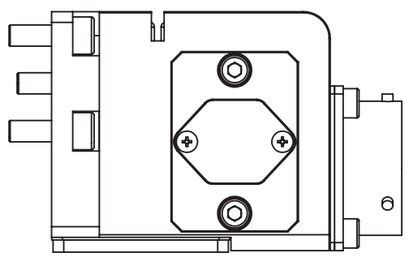

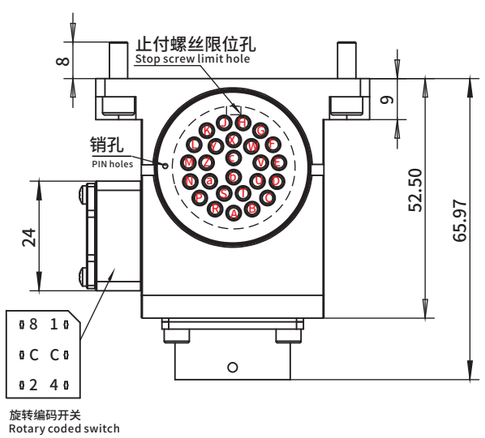

信号模块
Signal Module

接线图
Wiring diagram

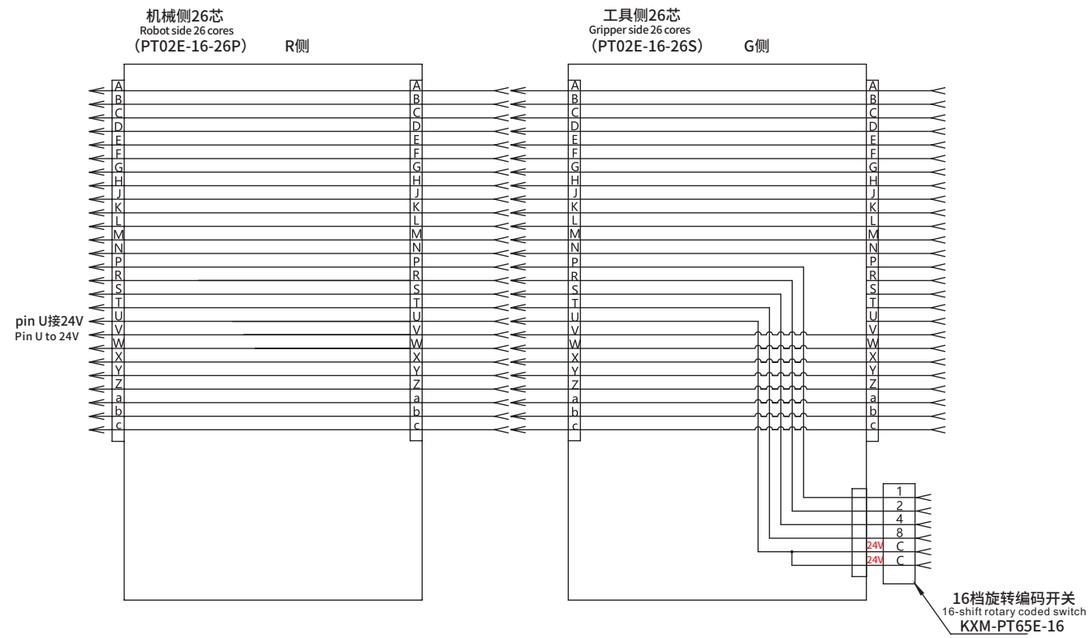

信号模块
Signal Module

QCSM-32R

机器人侧模块 NEW
Robot side module

货号(PN)	7.Y02095
型号(Model)	QCSM-32R

※ 铝合金防护外壳 Aluminum alloy protective housing
※ 主盘松紧检测传感 Master disc tension detection sensor
※ 电流Voltage：220V
※ 电压Current：3A
※ 重量Weight：284g
※ 适配于 Suitable for: QCA35、QCA50、QCAS50、QCA100、QCAS100、QCAS150、QCA200、QCA200-D1

QCSM-32G

夹具侧模块 NEW
Gripper side module

货号(PN)	7.Y02096
型号(Model)	QCSM-32G

※ 铝合金防护外壳 Aluminum alloy protective housing
※ 主盘松紧检测传感 Master disc tension detection sensor
※ 电流Voltage：220V
※ 电压Current：3A
※ 重量Weight：207g

图纸
Drawings

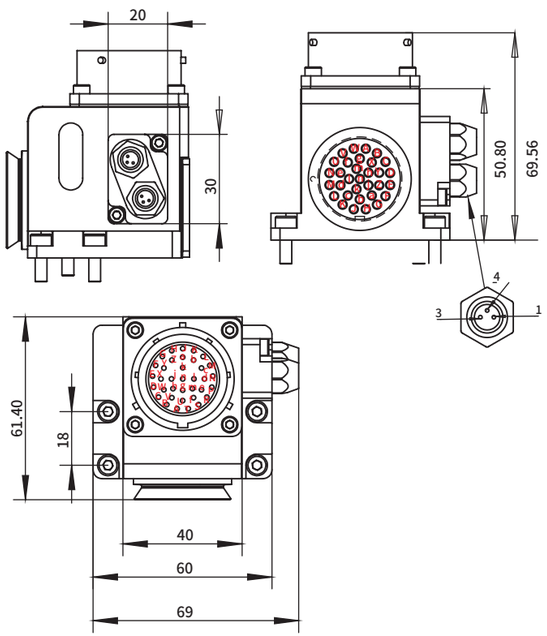

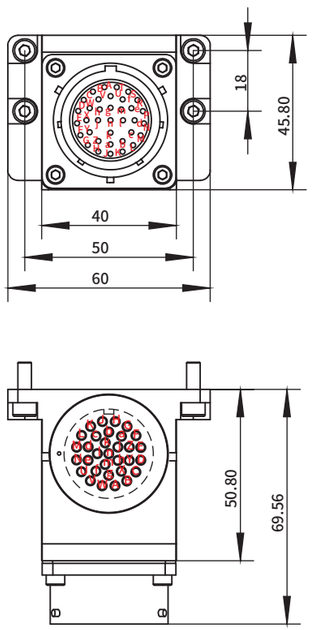

信号模块
Signal Module

接线图
Wiring diagram

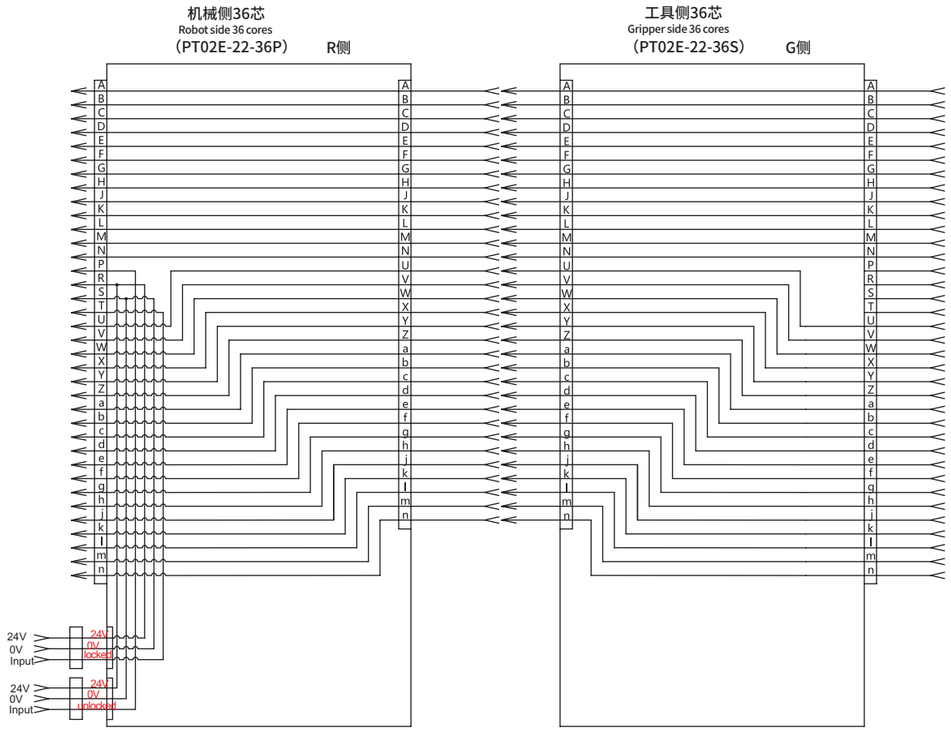

信号模块（网线接口）
Signal Module (network cable interface)

QCSM-RJ45-06R

机器人侧模块 NEW
Robot side module

货号(PN)	7.Y02007
型号(Model)	QCSM-RJ45-06R

※ RJ45百兆网口RJ45100 megabit network port
※ 重量 Weight：194.5g
※ 适配于 Suitable for: QCA35、QCA50、QCAS50、QCA100、QCAS100、QCAS150、QCA200、QCA200-D1

QCSM-RJ45-06G

夹具侧模块 NEW
Gripper side module

货号(PN)	7.Y02008
型号(Model)	QCSM-RJ45-06G

※ RJ45百兆网口RJ45100 megabit network port
※ 重量 Weight：151g

图纸
Drawings

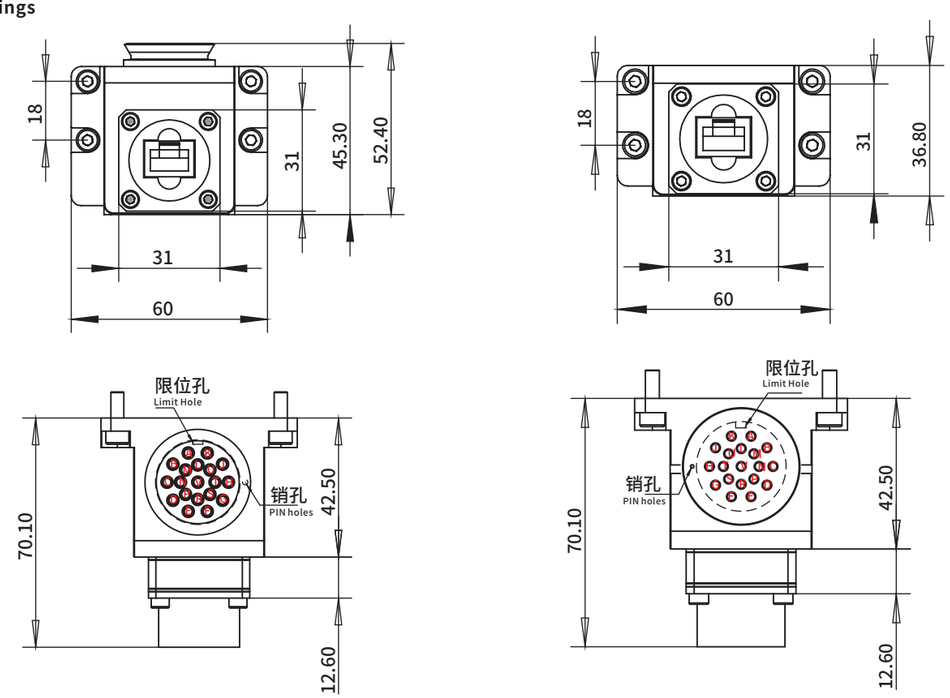

1、RJ45接口
2、RD稳定连接技术
3、铝合金防护外壳

1, RJ45 interface
2, RD stable connection technology
3, Aluminum alloy protective shell

型材、钢管 Profile、SUS Tube
支架模组 Stents Module
快换 Quick Changer
夹具组件 Grip Module
气动剪刀 Air Nipper
真空组件 Vacuum Module
附件 Accessory Components

信号模块（网线接口）
Signal Module (network cable interface)

接线图
Wiring diagram

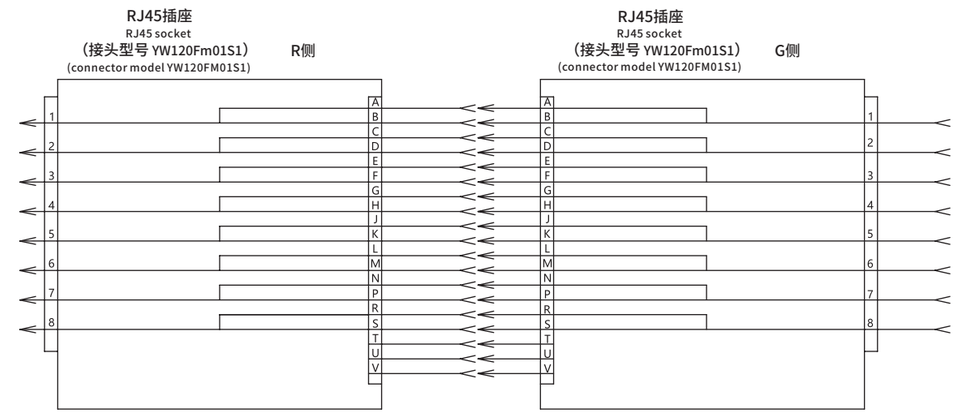

选配
Optional

RJ45网络接口
RJ45 network interface

货号(PN)	1.Y13396
型号(Model)	YM110Fm01S1-01

自密封流体/空气模块
Self-sealing /Air Module

QCWM-02R

机器人侧模块
Robot side module

货号(PN)	7.Y02049
型号(Model)	QCWM-02R

※ 材质 Material：不锈钢外壳 Stainless steel housing
※ 重量 Weight：393.6g
※ 适配于 Suitable for: QCA35、QCA50、QCAS50、QCA100、QCAS100、QCAS150、QCA200、QCA200-D1

QCWM-02G

夹具侧模块
Gripper side module

货号(PN)	7.Y02050
型号(Model)	QCWM-02G

※ 材质 Material：不锈钢外壳 Stainless steel housing
※ 重量 Weight：379g

图纸
Drawings

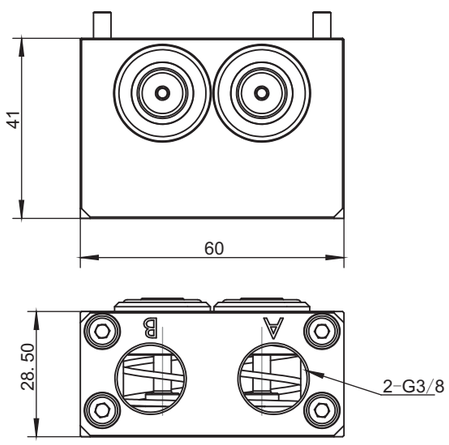

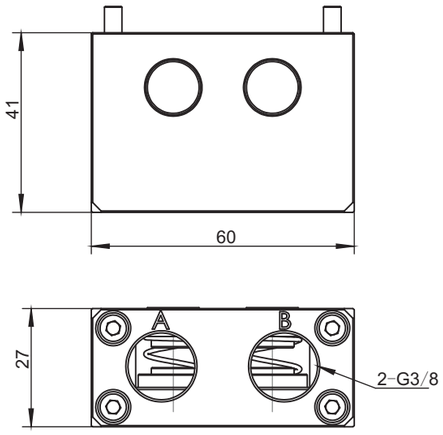

气路扩展模块
Pneumatic Extension Module

QCAM-06G18R

机器人侧模块
Robot side module

货号(PN)	7.Y01015
型号(Model)	QCAM-06G18R

※ 重量Weight：141.4g
※ 适配于 Suitable for: QCA35、QCA50、QCAS50、QCA100、QCAS100、QCAS150、QCA200、QCA200-D1

QCAM-06G18G

夹具侧模块
Gripper side module

货号(PN)	7.Y01016
型号(Model)	QCAM-06G18G

※ 重量Weight：140.9g

图纸
Drawings

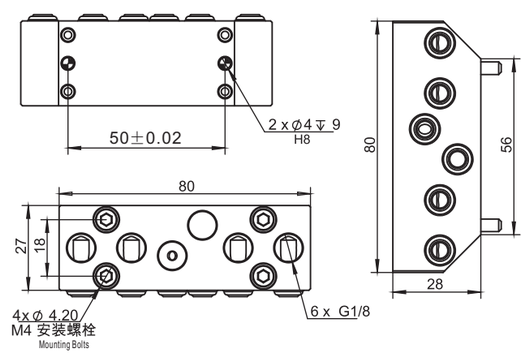

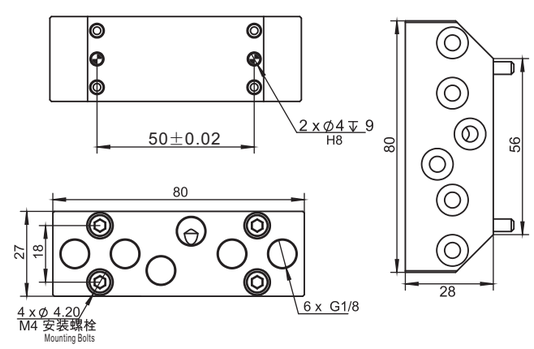

气路扩展模块
Pneumatic Extension Module

QCAM-06G18R-E

机器人侧模块
Robot side module

货号(PN)	7.Y01018
型号(Model)	QCAM-06G18R-E

※ 重量Weight：145g
※ 适配于 Suitable for: QCA35、QCA50、QCAS50、QCA100、QCAS100、QCAS150、QCA200、QCA200-D1

QCAM-06G18G-E

夹具侧模块
Gripper side module

货号(PN)	7.Y01019
型号(Model)	QCAM-06G18G-E

※ 重量Weight：148g

图纸
Drawings

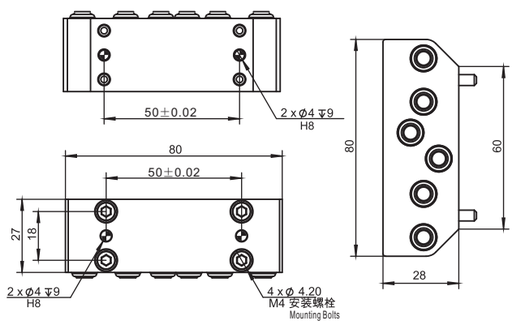

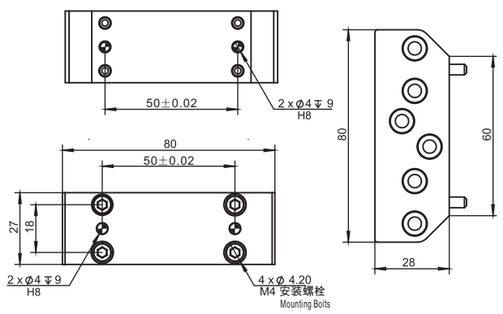

气路扩展模块
Pneumatic Extension Module

QCAM-10M5R

机器人侧模块
Robot side module

货号(PN)	7.Y01053
型号(Model)	QCAM-10M5R

※ 重量 Weight：263.9g
※ 适配于 Suitable for: QCA35、QCA50、QCAS50、QCA100、QCAS100、QCAS150、QCA200、QCA200-D1

QCAM-10M5G

夹具侧模块
Gripper side module

货号(PN)	7.Y01054
型号(Model)	QCAM-10M5G

※ 重量 Weight：267.9g

图纸
Drawings

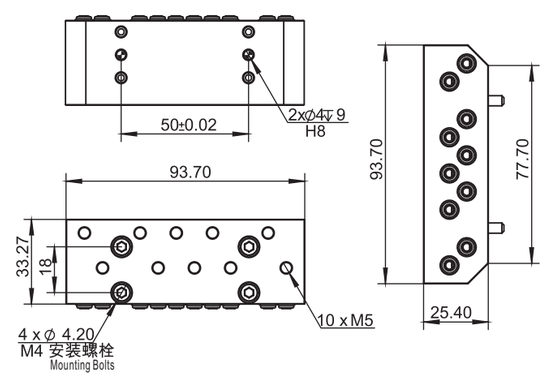

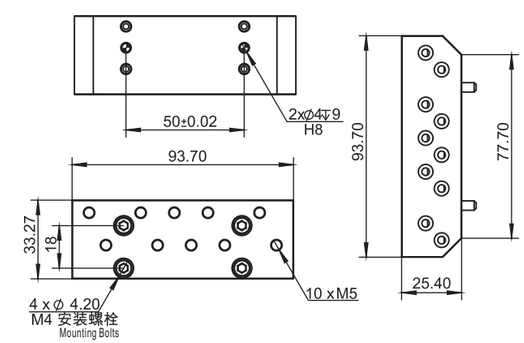

气路扩展模块
Pneumatic Extension Module

QCAM-14M5R

机器人侧模块
Robot side module

货号(PN)	7.Y01055
型号(Model)	QCAM-14M5R

※ 重量 Weight：207.4g
※ 适配于 Suitable for: QCA35、QCA50、QCAS50、QCA100、QCAS100、QCAS150、QCA200、QCA200-D1

QCAM-14M5G

夹具侧模块
Gripper side module

货号(PN)	7.Y01056
型号(Model)	QCAM-14M5G

※ 重量 Weight：210.3g

图纸
Drawings

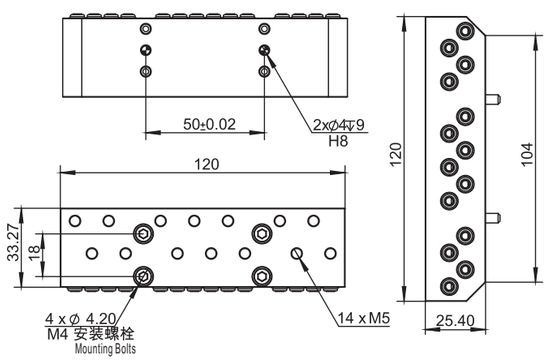

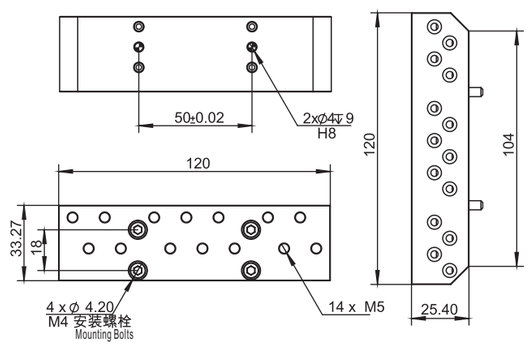

气路扩展模块
Pneumatic Extension Module

QCAM-04G38R

机器人侧模块 NEW
Robot side module

货号(PN)	7.Y02043
型号(Model)	QCAM-04G38R

※ 重量 Weight：207.4g
※ 适配于 Suitable for: QCA35、QCA50、QCAS50、QCA100、QCAS100、QCAS150、QCA200、QCA200-D1

QCAM-04G38G

夹具侧模块 NEW
Gripper side module

货号(PN)	7.Y02044
型号(Model)	QCAM-04G38G

※ 重量 Weight：210.3g

图纸
Drawings

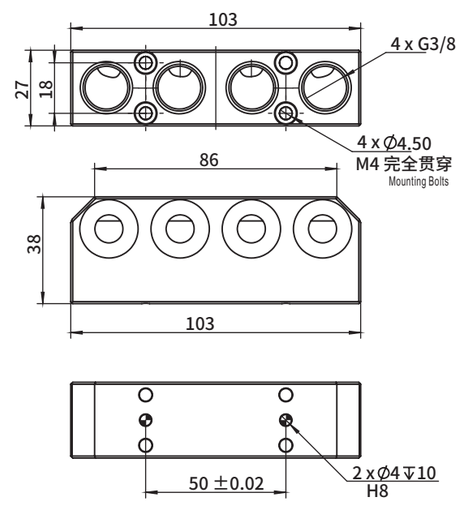

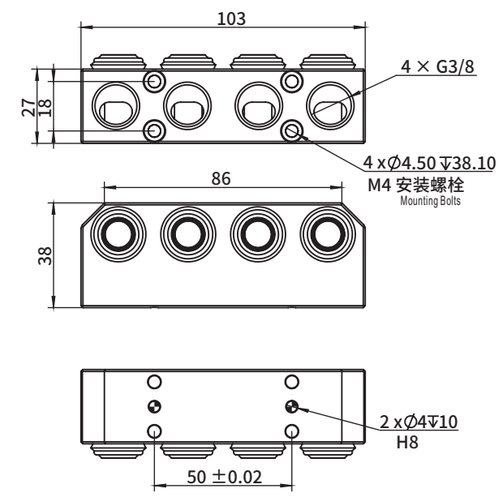

自封气路扩展模块
Self-proclaimed Pneumatic Extension Module

QCAM-06G18R-F

机器人侧模块
Robot side module

货号(PN)	7.Y02005
型号(Model)	QCAM-06G18R-F

※ 重量 Weight：150g
※ 适配于 Suitable for: QCA35、QCA50、QCAS50、QCA100、QCAS100、QCAS150、QCA200、QCA200-D1

QCAM-06G18G-F

夹具侧模块
Gripper side module

货号(PN)	7.Y02006
型号(Model)	QCAM-06G18G-F

※ 重量 Weight：152g

图纸
Drawings

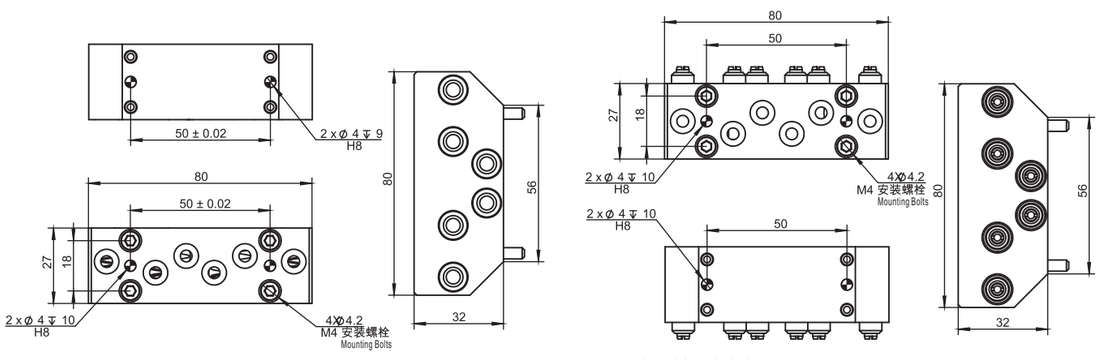

快换信号线
Quick changer signal cable

DB15R1-1000

15芯快换信号线(母头)
15 core quick changer signal cable (female head)

货号(PN)	1.Y10163
型号(Model)	DB15R1-1000

※ 重量Weight：125.7g
※ 连接线线材长为1米 The wire's length is 1 meters

DB15R1-1000

15芯快换信号线(公头)
15 core quick changer signal cable (male head)

货号(PN)	1.Y10437
型号(Model)	DB15G1-1000

※ 重量Weight：123.7g
※ 连接线线材长为1米 The wire's length is 1 meters

图纸
Drawings

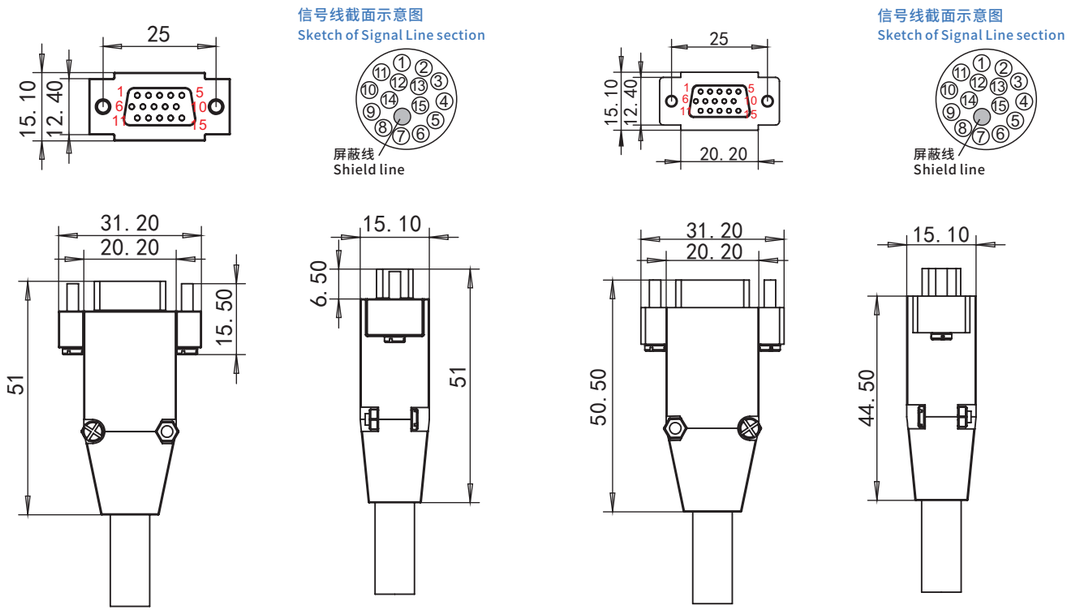

快换信号线
Quick changer signal cable

D-Sub15R2-1000

15芯快换信号线(母头)

15 core quick changer signal cable (female head)

货号(PN)	1.Y10080
型号(Model)	D-Sub15R2-1000

※ 重量Weight：142g

※ 连接线线材长为1米 The wire's length is 1 meters

D-Sub15G2-1000

15芯快换信号线(公头)

15 core quick changer signal cable (male head)

货号(PN)	1.Y10081
型号(Model)	D-Sub15G2-1000

※ 重量Weight：141.4g

※ 连接线线材长为1米 The wire's length is 1 meters

图纸
Drawings

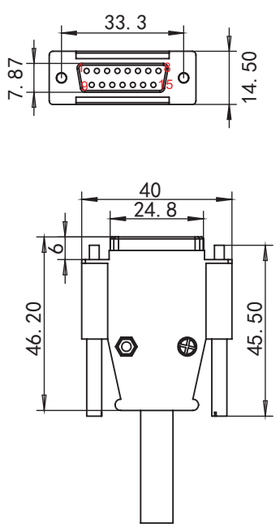

信号线截面示意图
Sketch of Signal Line section

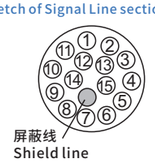

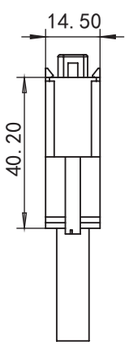

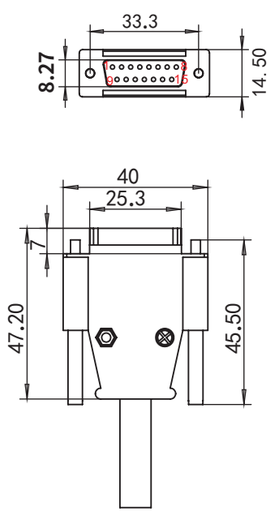

信号线截面示意图
Sketch of Signal Line section

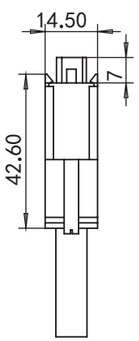

90°接头
90°Connector

3108A22-23S

8芯90°接头(母头)

8 core 90° connector (female head)

货号(PN)	1.Y10710
型号(Model)	3108A22-23S

※ 重量 Weight：149.3g

※ 适配于 Suitable for:QCSM-08R

3108A22-23P

8芯90°接头(公头)

8 core 90° connector (male head)

货号(PN)	1.Y10711
型号(Model)	3108A22-23P

※ 重量 Weight：119.2g

※ 适配于 Suitable for:QCSM-08G

图纸
Drawings

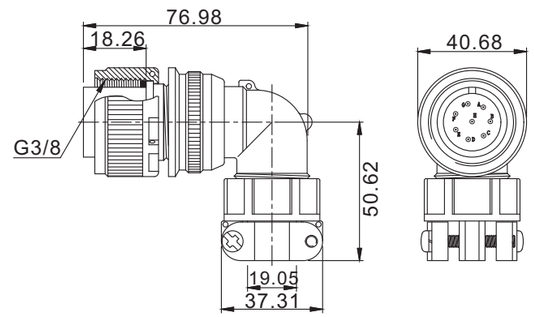

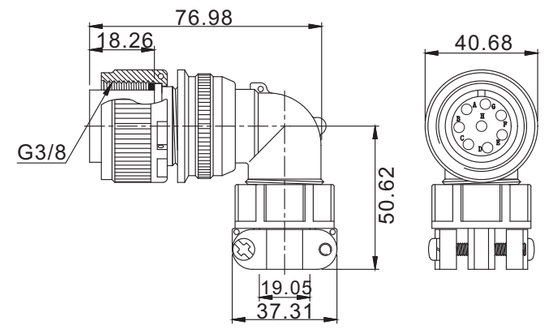

90°接头
90°Connector

CMB08E-14-19S(072)SR-B

19芯90°接头(母头)
19 core 90° connector (female head)

货号(PN)	1.Y11863
型号(Model)	CMB08E-14-19S(072)SR-B

※ 重量 Weight：81.1g
※ 适配于 Suitable for:QCSM-19R

CMB08E-14-19P(072)SR-B

19芯90°接头(公头)
19 core 90° connector (male head)

货号(PN)	1.Y11864
型号(Model)	CMB08E-14-19P(072)SR-B

※ 重量 Weight：79.2g
※ 适配于 Suitable for:QCSM-19G

图纸
Drawings

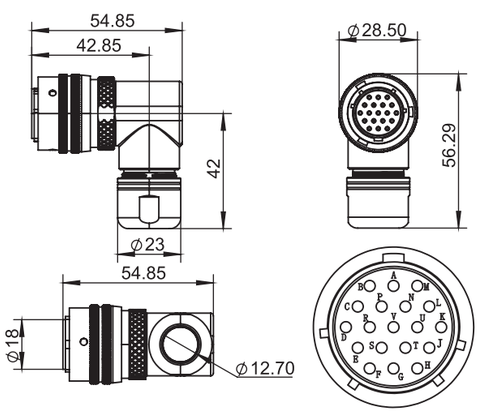

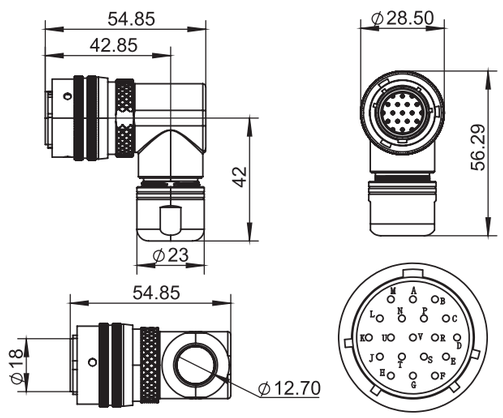

90°接头
90°Connector

CMB08E-16-26S(072)SR-B

26芯90°接头(母头)
26 core 90° connector (female head)

货号(PN)	1.Y11865
型号(Model)	CMB08E-14-19P(072)SR-B

※ 重量 Weight：99.5g
※ 适配于 Suitable for:QCSM-21/26R

CMB08E-16-26P(072)SR-B

26芯90°接头(公头)
26 core 90° connector (male head)

货号(PN)	1.Y11866
型号(Model)	CMB08E-16-26P(072)SR-B

※ 重量 Weight：96.4g
※ 适配于 Suitable for:QCSM-21/26G

图纸
Drawings

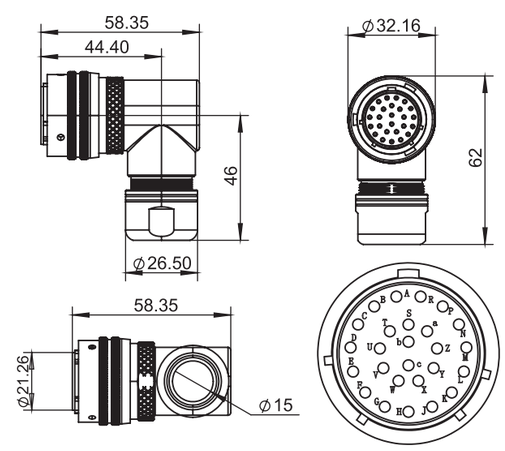

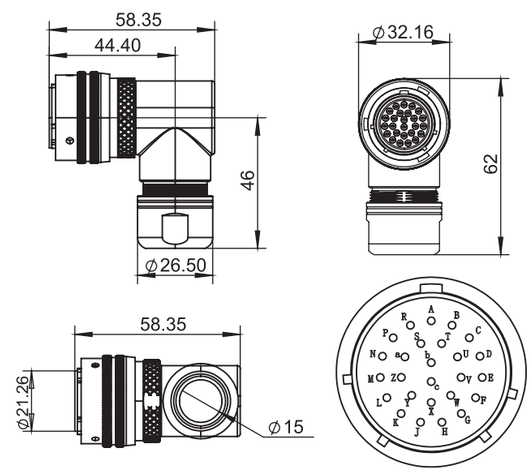

接头
Connector

MS3116F14-19S

19芯直头接头(母头)
19 core straight connector (female head)

货号(PN)	1.Y11420	1.Y11420-Y
型号(Model)	MS3116F14-19S	MS3116F14-19S-Y

※ 重量 Weight：36.8g
※ 适配于 Suitable for:QCSM-19R

MS3116F14-19P

19芯直头接头(公头)
19 core straight connector (male head)

货号(PN)	1.Y11419	1.Y11419-Y
型号(Model)	MS3116F14-19P	MS3116F14-19P-Y

※ 重量 Weight：36.8g
※ 适配于 Suitable for:QCSM-19G

图纸
Drawings

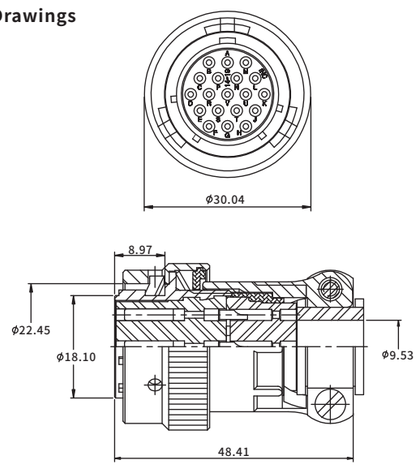

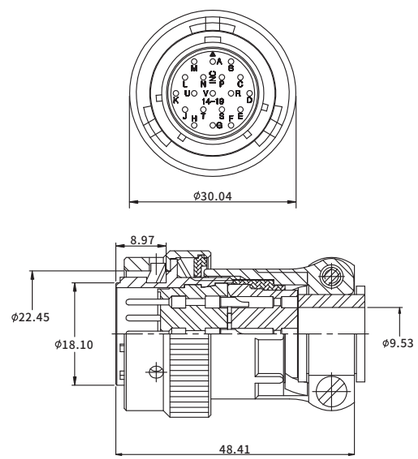

接头
Connector

MS3116F16-26S

26芯直头接头(母头)
26 core straight connector (female head)

货号(PN)	1.Y11867	1.Y11867-Y
型号(Model)	MS3116F16-26S	MS3116F16-26S-Y

※ 重量 Weight：44.8g
※ 适配于 Suitable for:QCSM-21/26R

MS3116F16-26P

26芯直头接头(公头)
26 core straight connector (male head)

货号(PN)	1.Y11369	1.Y11369-Y
型号(Model)	MS3116F16-26P	MS3116F16-26P-Y

※ 重量 Weight：44.8g
※ 适配于 Suitable for:QCSM-21/26G

图纸
Drawings

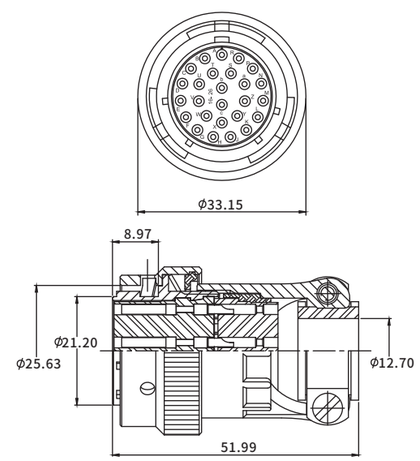

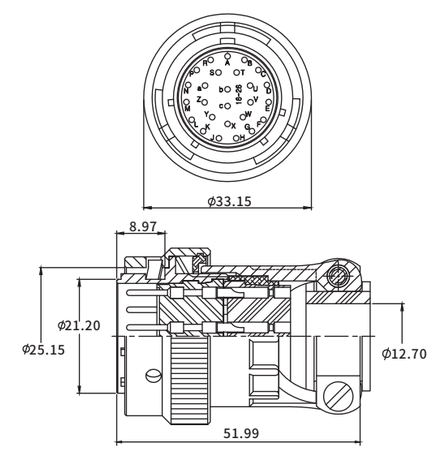

机器人末端快换装置

A quick changer device at the end of a robot

- 适用于汽车行业点焊、大电流对接切换、大负载的搬运、负载可达500kg。
- Quick changer applied in the automotive industry for spot welding, high current docking switching, handling of largepay loads, payloads up to 500kgs.



自动快换
Quick Changer

QCA-S350



机器人侧
Robot side

货号(PN)	8.Y01009
型号(Model)	QCA-S350-SP

夹具侧
Gripper side

货号(PN)	8.Y01010
型号(Model)	QCA-S350G

机器人侧
Robot side

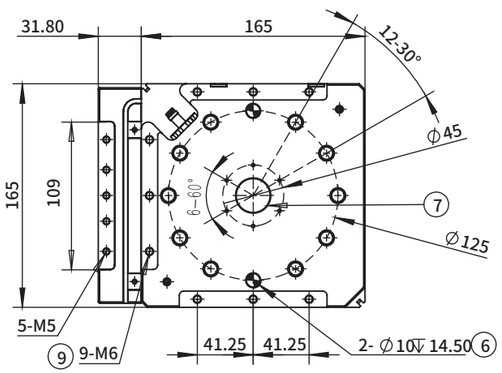

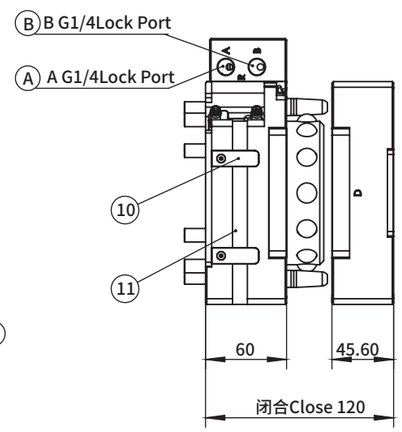

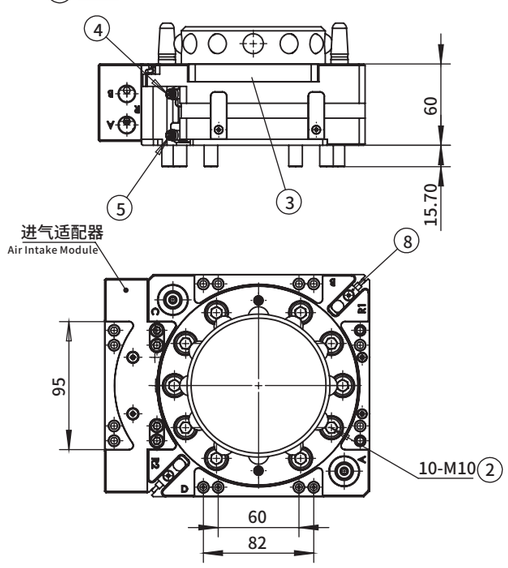

A.空气接口锁紧 The air connection locked
B.空气接口松开 Air connection released
2.连接螺丝M10 Connection screw M10
3.选配件安装面 Optional mounting surface
4.监控位置锁紧 Monitoring position locked
5.监控位置松开 Monitor position released
6.连接用定位销 Positioning pin
7.中心定位用 Central positioning
8.机器人侧确认接近开关 Proximity switch for robot side confirmation
9.选配件安装螺丝孔 Optional fitting for mounting screw holes
10.信号线压板 Signal line pressure plate
11.信号线槽 Signal line slot

自动快换
Quick Changer

夹具侧
Gripper side

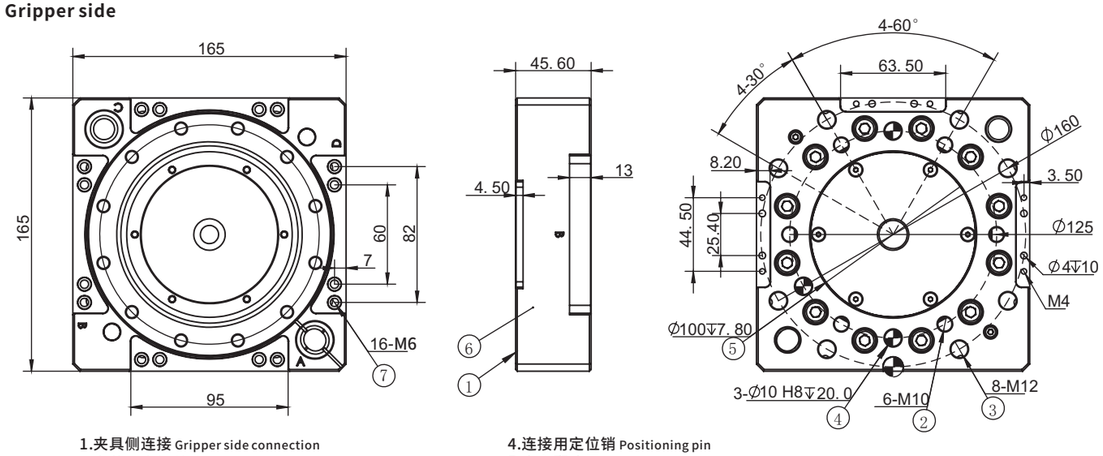

1.夹具侧连接 Gripper side connection
2.安装固定螺丝孔M10 Install fixed screw hole M10
3.安装固定螺丝孔M12 Install fixed screw hole M12
4.连接用定位销 Positioning pin
5.中心定位用 Central positioning
6.选配件安装面 Optional fitting mounting surface
7.选配件安装固定螺丝 Optional fitting for mounting mounting screws

产品参数
Parameter

1.建议额定载荷: 350 kg
2.锁紧力@80Psi (5.5Bar) 31000N
3.静态承载力矩 (X&Y): 2710Nm
4.静态承载力矩 (Z): 2260 Nm
5.位置重复精度 (X,Y&Z): ±0.015 mm
6.重量-锁紧后: 9.4 kg
7.机器人侧重量: 6.5 kg
8.夹具侧重量: 2.9kg
9.最大允许角偏移±1°

1.Recommended rated load: 350kg
2.Locking force@80Psi (5.5Bar) 31000 N
3.Static Load torque (X&Y): 2710 Nm
4.Static Load torque (Z): 2260 Nm
5.Repeatability accuracy (X,Y&Z): ±0.015 mm
6.Weight after locked: 9.4kg
7.Robot side's weight: 6.5 kg
8.Gripper side's weight: 2.9 kg
9.Maximum allowable angle deviation: ±1°

适用模块
Applicable Module

焊接电源模块
Welding Power Module

产品名称 Product name	型号 Model	货号 PN
机器人焊接电源模块 Robot side Welding Power Module module	QCSM-03R	7.Y02069
夹具侧焊接电源模块 Gripper side Welding Power Module module	QCSM-03G	7.Y02070

水路模块
Waterway Module

产品名称 Product name	型号 Model	货号 PN
机器人侧水路模块 Robot side Waterway module	QCWM-04R1	7.Y02071
夹具侧水路模块 Gripper side Waterway module	QCWM-04G1	7.Y02072

气路扩展模块
Pneumatic Extension Module

产品名称 Product name	型号 Model	货号 PN
机器人侧自封气路扩展模块 Robot side self-proclaimed Pneumatic Extension Module	QCAM-08G38R	7.Y02051
夹具侧自封气路扩展模块 Gripper side self-proclaimed Pneumatic Extension Module	QCAM-08G38G	7.Y02052

自动快换
Quick Changer

QCA-S500

NEW

机器人侧
Robot side

货号(PN)	8.Y01015
型号(Model)	QCA-S500-SP

NEW

夹具侧
Gripper side

货号(PN)	8.Y01016
型号(Model)	QCA-S500G

机器人侧
Robot side

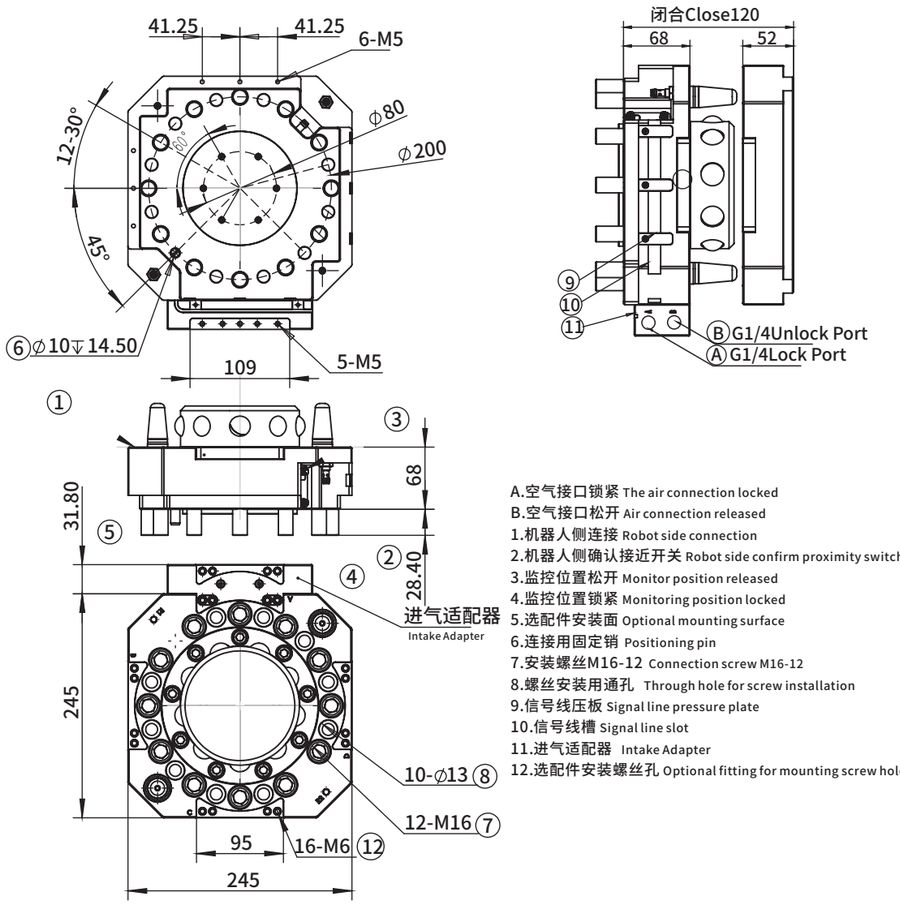

A.空气接口锁紧 The air connection locked
B.空气接口松开 Air connection released
1.机器人侧连接 Robot side connection
2.机器人侧确认接近开关 Robot side confirm proximity switch
3.监控位置松开 Monitor position released
4.监控位置锁紧 Monitoring position locked
5.选配件安装面 Optional mounting surface
6.连接用固定销 Positioning pin
7.安装螺丝M16-12 Connection screw M16-12
8.螺丝安装用通孔 Through hole for screw installation
9.信号线压板 Signal line pressure plate
10.信号线槽 Signal line slot
11.进气适配器 Intake Adapter
12.选配件安装螺丝孔 Optional fitting for mounting screw holes

自动快换
Quick Changer

夹具侧
Gripper side

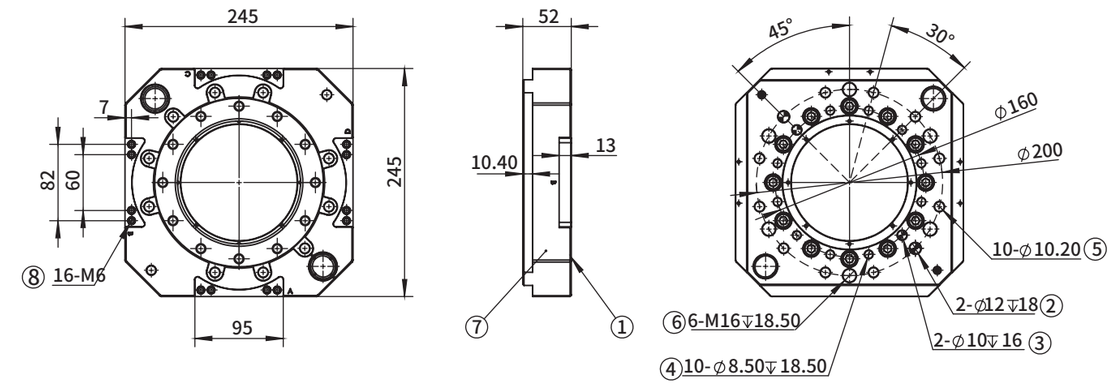

1.夹具侧连接 Gripper connection
2.安装用固定销直径12 Mounting pin diameter 12
3.安装用固定销直径10 Mounting pin diameter 10
4.安装螺丝牙孔 Install screw hole
5.M10螺丝安装用通孔 M10 Through hole for screw installation
6.工具侧连接 Gripper side connection
7.选配件安装面 Tool side mount
8.选配件安装固定螺栓 Option mounting fixing bolts

产品参数
Parameter

1.建议额定载荷: 500 kg
2.锁紧力@80Psi (5.5Bar) 38000N
3.静态承载力矩 (X&Y): 3290Nm
4.静态承载力矩 (Z): 3160 Nm
5.位置重复精度 (X,Y&Z): ±0.015 mm
6.重量-锁紧后: 23.4 kg
7.机器人侧重量: 15.9 kg
8.夹具侧重量: 7.5kg
9.最大允许角偏移±1°

1.Recommended rated load: 500kg
2.Locking force@80Psi (5.5Bar) 38000 N
3.Static Load torque (X&Y): 3290 Nm
4.Static Load torque (Z): 3160 Nm
5.Repeatability accuracy (X,Y&Z): ±0.015 mm
6.Weight after locked: 23.4kg
7.Robot side's weight: 15.9 kg
8.Gripper side's weight: 7.5 kg
9.Maximum allowable angle deviation: ±1°

适用模块
Applicable Module

焊接电源模块
Welding Power Module

产品名称 Product name	型号 Model	货号 PN
机器人焊接电源模块 Robot side Welding Power Module module	QCSM-03R	7.Y02069
夹具侧焊接电源模块 Gripper side Welding Power Module module	QCSM-03G	7.Y02070

水路模块
Waterway Module

产品名称 Product name	型号 Model	货号 PN
机器人侧水路模块 Robot side Waterway module	QCWM-04R1	7.Y02071
夹具侧水路模块 Gripper side Waterway module	QCWM-04G1	7.Y02072

气路扩展模块
Pneumatic Extension Module

产品名称 Product name	型号 Model	货号 PN
机器人侧自封气路扩展模块 Robot side self-proclaimed Pneumatic Extension Module	QCAM-08G38R	7.Y02051
夹具侧自封气路扩展模块 Gripper side self-proclaimed Pneumatic Extension Module	QCAM-08G38G	7.Y02052



水路模块
Waterway Module

QCWM-04R1

机器人侧模块 NEW
Robot side module

货号(PN)	7.Y02071
型号(Model)	QCWM-04R1

※ 适配于 Suitable for : QCAS350、QCAS500

QCWM-04G1

夹具侧模块 NEW
Gripper side module

货号(PN)	7.Y02072
型号(Model)	QCWM-04G1

图纸
Drawings

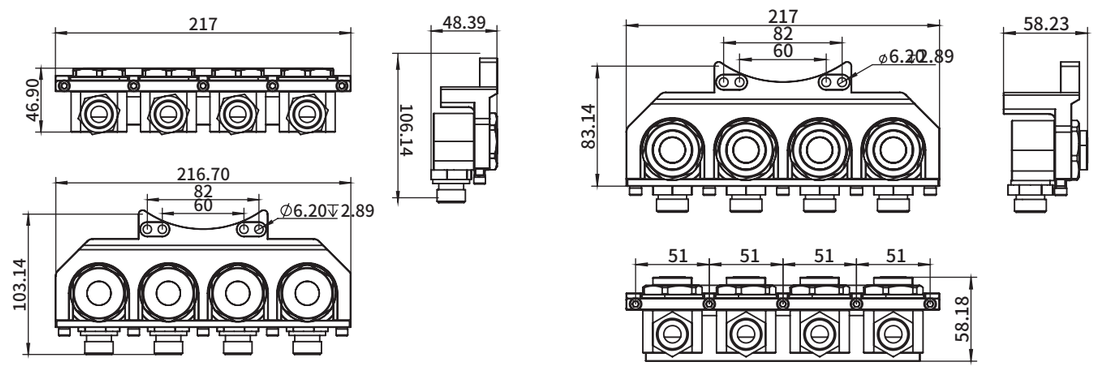

强电模块
Welding Power Module

QCAM-03R

机器人侧模块 NEW
Robot side module

货号(PN)	7.Y02069
型号(Model)	QCAM-03R

※ 重量Weight：3.3Kg
※ 适配于 Suitable for : QCAS350、QCAS500

QCAM-03G

夹具侧模块 NEW
Gripper side module

货号(PN)	7.Y02070
型号(Model)	QCAM-03G

※ 重量Weight：3.2Kg

图纸
Drawings

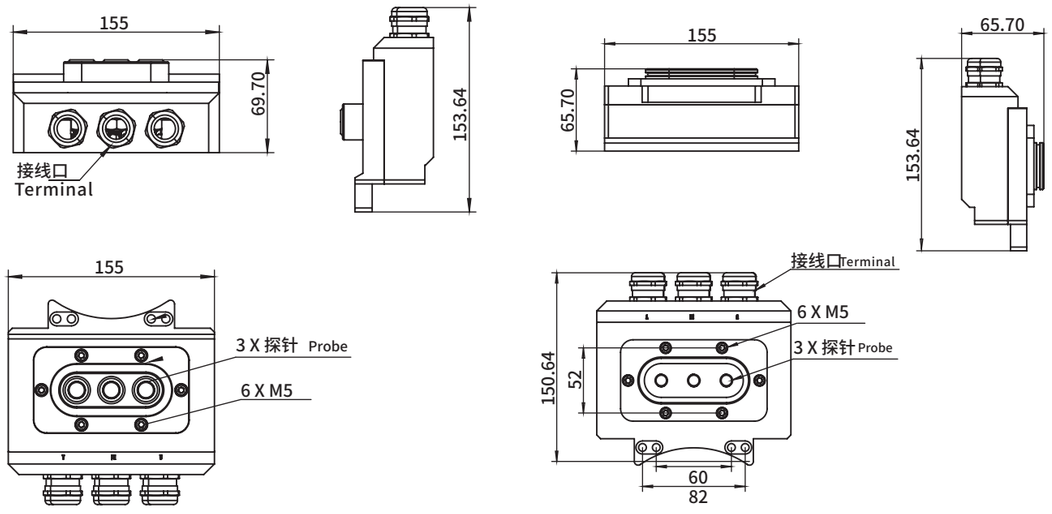

自密封气路模块
Self-proclaimed Pneumatic Extension Module

QCAM-08G38R

机器人侧模块 NEW
Robot side module

货号(PN)	7.Y02051
型号(Model)	QCAM-08G38R

※ 重量Weight：1.25Kg
※ 适配于 Suitable for : QCAS350、QCAS500

QCAM-08G38G

夹具侧模块 NEW
Gripper side module

货号(PN)	7.Y02052
型号(Model)	QCAM-08G38G

※ 重量Weight：1.1Kg

图纸
Drawings

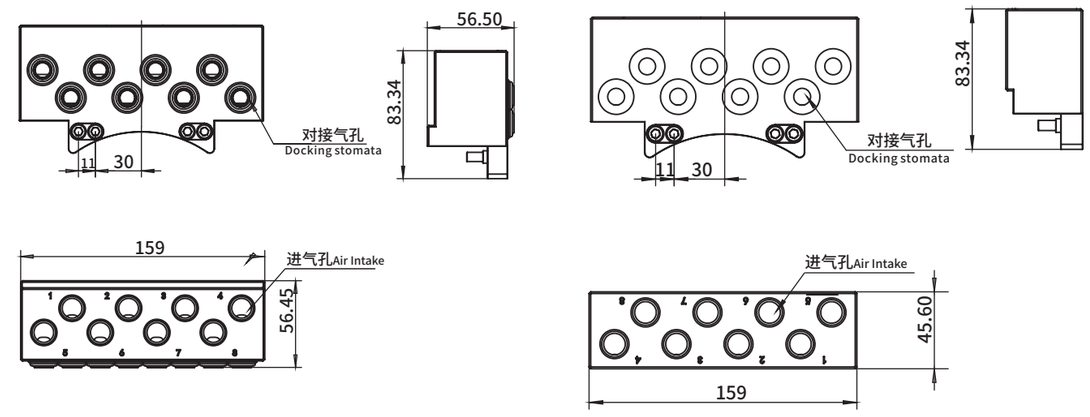

PROFINET信号模块
PROFINET Signal Module

QCSM-05G7/8-04M12-10R

机器人侧模块 NEW
Robot side module

货号(PN)	7.Y02118
型号(Model)	QCSM-05G7/8-04M12-10R

※ 重量 Weight：0.5KG
※ 适配于 Suitable for : QCAS350、QCAS500

QCSM-05G7/8-04M12-10G

夹具侧模块 NEW
Gripper side module

货号(PN)	7.Y02119
型号(Model)	QCSM-05G7/8-04M12-10G

※ 重量 Weight：0.5KG

图纸
Drawings

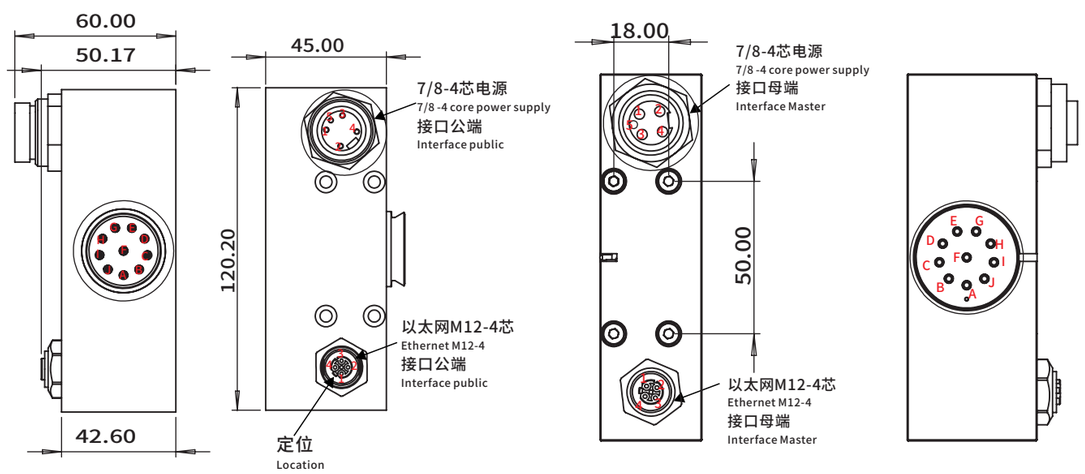

Profile、SUS Tube 型材、钢管
Stents Module 支架模组
Quick Changer 快换
Grip Module 夹具组件
Air Nipper 气动剪刀
Vacuum Module 真空组件
Accessory Components 附件

PROFINET信号模块
PROFINET Signal Module

接线图
Wiring diagram

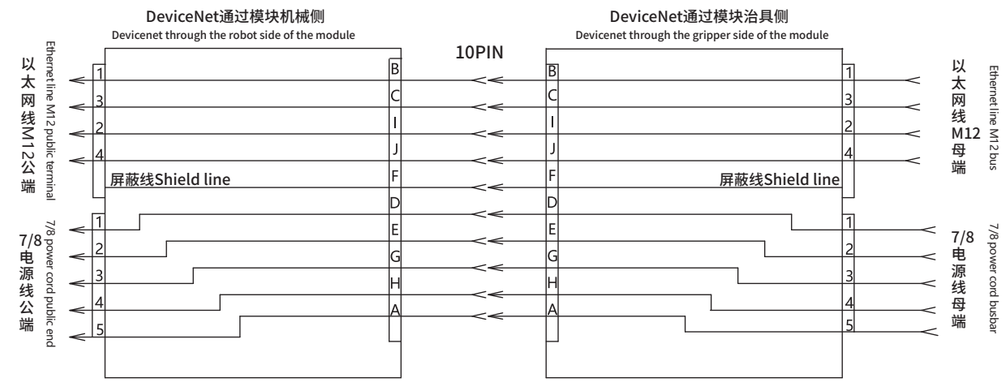

圆形手动快换
Round Manual Quick Changer



- 机械手上的EOAT易于更换
- 同样适用于真空端。
- 避免了在气动和电气连接时的错误。
- 4, 8,10或12个气动连接。
- 两部分(机械手侧和治具侧) 分开提供。

- Easy replacement of the EOAT on the robot.
- Suitable also with vacuum ports.
- Avoids mistakes in pneumatic and electrical connections.
- 4, 8, 10 or 12pneumatic connections.
- The two parts (robot side and gripper side) are supplied separately.

型号(Model)	QC50	QC90	QC150	QC160	QC200
介质 Medium	已过滤压缩空气 Filtered compressed air				
压力范围 Pressure range	5~6 bar				
温度范围 Temperature range	5 ~ 60 °C				
机械手侧的快速转换模块 Robot side quick changer	QC-R50K	QC-R90K	QC-R150K	QC-R160K	QC-R200K
机械手侧的快速转换模块重量 Robot side quick changer weight	103 g	318 g	1159 g	1200 g	2640 g
治具侧的快速转换模块 Gripper side quick changer	QC-G50	QC-G90	QC-G150	QC-G160	QC-G200
治具侧的快速转换模块重量 Gripper side quick changer weight	65 g	227 g	837g	900 g	1890 g
垂直拉力 F	350N	1400N	3500N	3500N	9000N
旋转扭距 Mt	20Nm	100Nm	250Nm	250Nm	600Nm
翻转扭距 Mb	10Nm	60Nm	150Nm	150Nm	300Nm
建议负载 Recomended payload	5kg	15kg	35kg	35kg	75kg
颜色 Colour	古铜色 Brass	古铜色 Brass	黑色 Black	古铜色 Brass	黑色 Black

安装使用示例
Installation and use example

附锁安装示例
Example of Install with lock

+



圆形手动快换
Round Manual Quick Changer

配件/Accessories

电气连接组件

- D-SUB 9 针连接器 I/O 快速转换模块.
- 两部分分开提供:

QCSM-9R2 机械手侧信号模块

QCSM-9G2 治具侧信号模块

R9-1000 45度金属母接头

G9-1000 45度金属公接头

Electrical connection module

- I/O quick change by D-SUB 9 pins connector.
- The two parts are supplied separately.

QCSM-9R2 robot side signal module.

QCSM-9G2 gripper side signal module.

R9-1000 45 degree metal female fitting.

G9-1000 45 degree metal male fitting.



信号线截面示意图/Singal Wire Cross-sectional Sketch Map

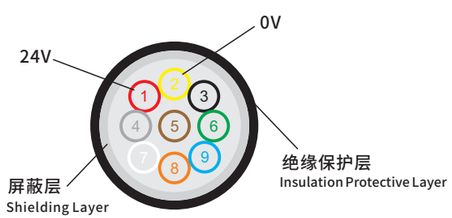



安全锁输出开关
Output Switch

圆形手动快换
Round Manual Quick Changer

QC-50

机器人侧
Robot side

货号(PN)	8.Y00402
型号(Model)	QC-R50K

夹具侧
Gripper side

货号(PN)	8.Y00055
型号(Model)	QC-G50

产品参数
Parameter

1.建议额定载荷:5 kg
2.介质:已过滤压缩空气
3.压力范围:5-6bar
4.温度范围:5-60°C
5.垂直拉力:150N
6.旋转扭矩:20Nm
7.翻转扭矩:10Nm
8.机器人侧重量:103g
9.治具侧重量:65g
10.位置重复精度（X,Y&Z）:±0.05mm
11.颜色:古铜色
12.直通型气孔尺寸（数量）:(4) M5

1.Recommended rated load：5kg
2.Medium：Filtered compressed air
3.Pressure Range：5-6bar
4.Temperature Range：5-60°C
5.Vertical Pulling Force F：150N
6.Rotating Torque Mt：20Nm
7.Reversal Torque Mb：10Nm
8.Robot side weight：103g
9.Gripper side weight：65g
10.Repeatability accuracy(X,Y&Z)：±0.05mm
11.Colour：Brass
12.Size of straight air hole(quantity)：（4）M5

模块类型
Module Type

产品图 Product	产品名称 Product name	型号 Model	货号 PN	I/O连接类型 I/O connection type	工作电流 Working current	连接线 Cable
	机械手侧信号模块 Robot side signal module	QCSM-9R1	7.Y00823	9针D-SUB	MAX 3A	R9-1000 (1.Y06423)
	治具侧信号模块 Gripper side signal module	QCSM-9G1	7.Y00824	9针D-SUB	MAX 3A	G9-1000 (1.Y06424)

*R9-1000、G9-1000选配，连接线线长为1米
*R9-1000、G9-1000 option, the cable's length is 1 meter

型材、钢管 Profile、SUS Tube
支架模组 Stents Module
快换 Quick Changer
夹具组件 Grip Module
气动剪刀 Air Nipper
真空组件 Vacuum Module
附件 Accessory Components

圆形手动快换
Round Manual Quick Changer

机器人侧
Robot side

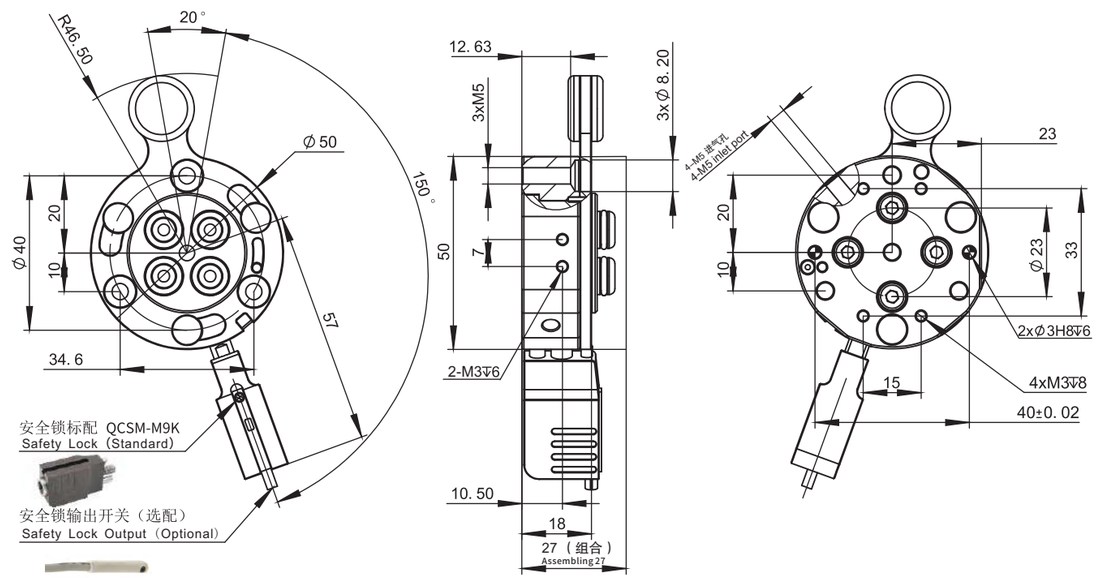

夹具侧
Gripper side

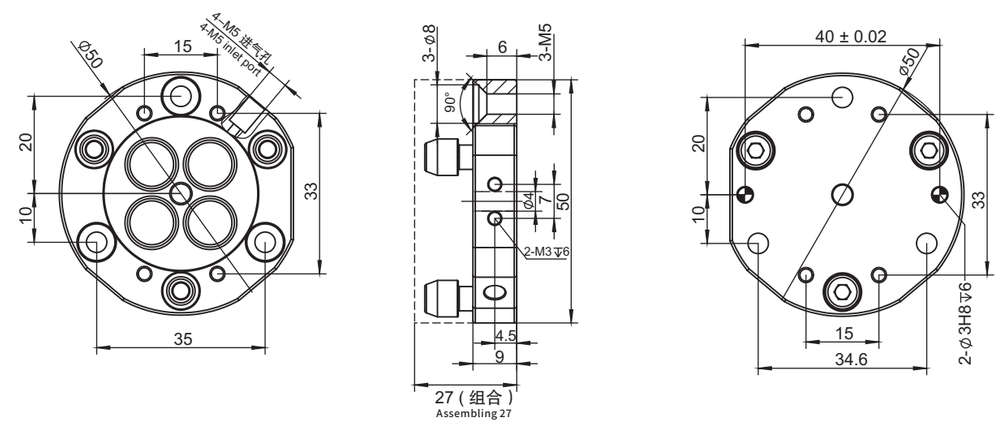

圆形手动快换
Round Manual Quick Changer

QC-90

机器人侧
Robot side

货号(PN)	8.Y00359
型号(Model)	QC-R90K

夹具侧
Gripper side

货号(PN)	8.Y00033
型号(Model)	QC-G90

产品参数
Parameter

1.建议额定载荷:15 kg
2.介质:已过滤压缩空气
3.压力范围:5-6bar
4.温度范围:5-60°C
5.垂直拉力:400N
6.旋转扭矩:100Nm
7.翻转扭矩:60Nm
8.机器人侧重量:318g
9.治具侧重量:227g
10.位置重复精度（X,Y&Z）:±0.05mm
11.颜色:古铜色
12.直通型气孔尺寸（数量）:(8) G1/8

1.Recommended rated load：15kg
2.Medium：Filtered compressed air
3.Pressure Range：5-6bar
4.Temperature Range：5-60°C
5.Vertical Pulling Force F：400N
6.Rotating Torque Mt：100Nm
7.Reversal Torque Mb：60Nm
8.Robot side weight：318g
9.Gripper side weight：227g
10.Repeatability accuracy(X,Y&Z)：±0.05mm
11.Colour：Brass
12.Size of straight air hole(quantity)：（8）G1/8

模块类型
Module Type

产品图 Product	产品名称 Product name	型号 Model	货号 PN	I/O连接类型 I/O connection type	工作电流 Working current	连接线 Cable
	机械手侧信号模块 Robot side signal module	QCSM-9R2	7.Y00862	9针D-SUB	MAX 3A	R9-1000 (1.Y06423)
	治具侧信号模块 Gripper side signal module	QCSM-9G2	7.Y00863	9针D-SUB	MAX 3A	G9-1000 (1.Y06424)

*R9-1000、G9-1000选配，连接线线长为1米
*R9-1000、G9-1000 option, the cable's length is 1 meter

型材、钢管 Profile、SUS Tube
支架模组 Stents Module
快换 Quick Changer
夹具组件 Grip Module
气动剪刀 Air Nipper
真空组件 Vacuum Module
附件 Accessory Components

圆形手动快换
Round Manual Quick Changer

机器人侧
Robot side

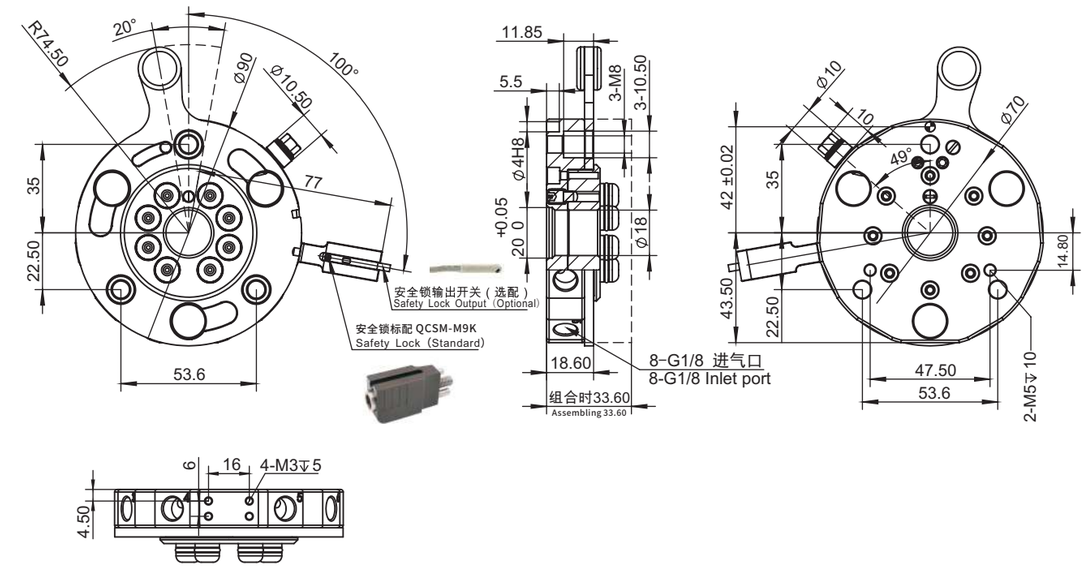

夹具侧
Gripper side

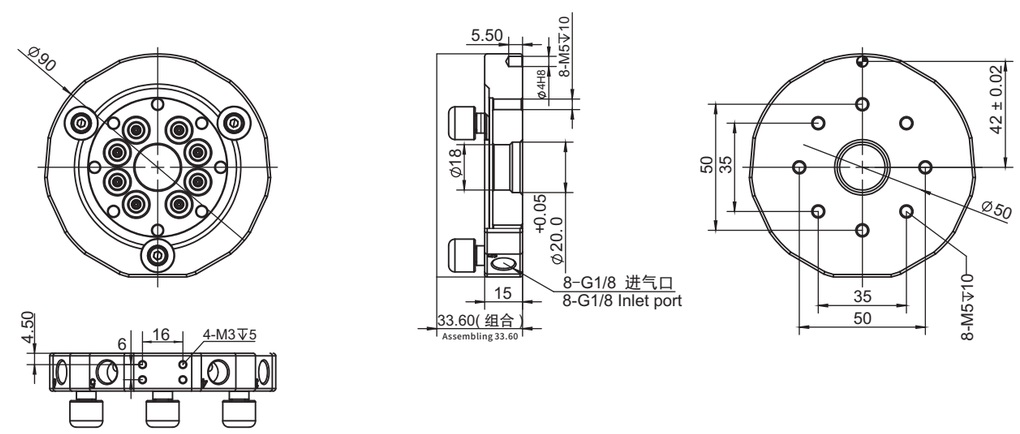

圆形手动快换
Round Manual Quick Changer

QC-150

机器人侧
Robot side

货号(PN)	8.Y00376
型号(Model)	QC-R150K

夹具侧
Gripper side

货号(PN)	8.Y00377
型号(Model)	QC-G150

产品参数
Parameter

1.建议额定载荷:35 kg
2.介质:已过滤压缩空气
3.压力范围:5-6bar
4.温度范围:5-60°C
5.垂直拉力:1000N
6.旋转扭矩:250Nm
7.翻转扭矩:150Nm
8.机器人侧重量:1159g
9.治具侧重量:837g
10.位置重复精度（X,Y&Z）:±0.05mm
11.颜色:古铜色
12.直通型气孔尺寸（数量）:(10) G1/4

1.Recommended rated load：35kg
2.Medium：Filtered compressed air
3.Pressure Range：5-6bar
4.Temperature Range：5-60°C
5.Vertical Pulling Force F：1000N
6.Rotating Torque Mt：250Nm
7.Reversal Torque Mb：150Nm
8.Robot side weight：1159g
9.Gripper side weight：837g
10.Repeatability accuracy(X,Y&Z)：±0.05mm
11.Colour：Brass
12.Size of straight air hole(quantity)：（10）G1/4

模块类型
Module Type

产品图 Product	产品名称 Product name	型号 Model	货号 PN	I/O连接类型 I/O connection type	工作电流 Working current	连接线 Cable
	机械手侧信号模块 Robot side signal module	QCSM-9R3	7.Y00819	9针D-SUB	MAX 3A	R9-1000 (1.Y06423)
	治具侧信号模块 Gripper side signal module	QCSM-9G3	7.Y00820	9针D-SUB	MAX 3A	G9-1000 (1.Y06424)

*R9-1000、G9-1000选配，连接线线长为1米
*R9-1000、G9-1000 option, the cable's length is 1 meter

Profile、SUS Tube 型材、钢管
Stents Module 支架模组
Quick Changer 快换
Grip Module 夹具组件
Air Nipper 气动剪刀
Vacuum Module 真空组件
Accessory Components 附件

圆形手动快换
Round Manual Quick Changer

机器人侧
Robot side

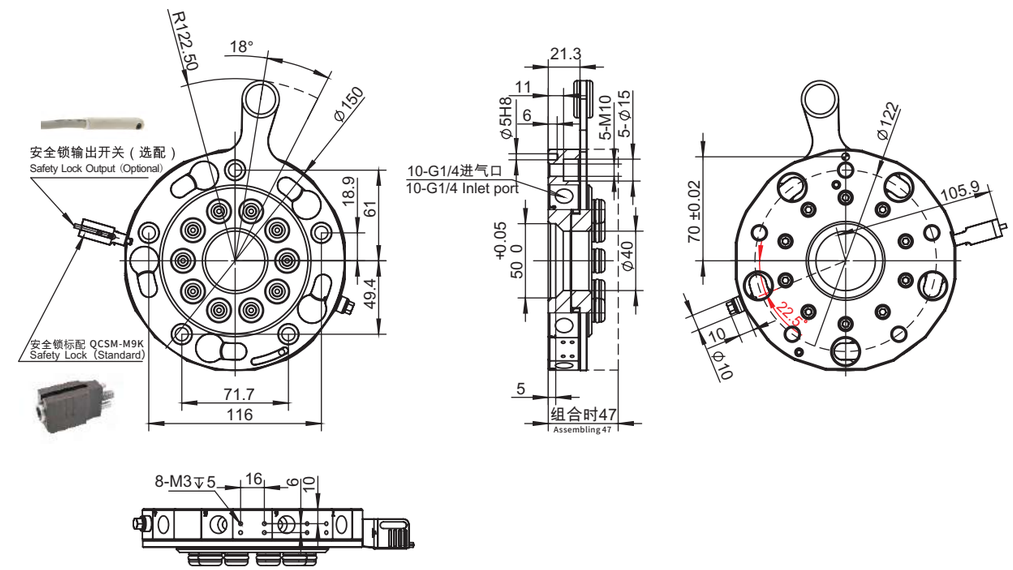

夹具侧
Gripper side

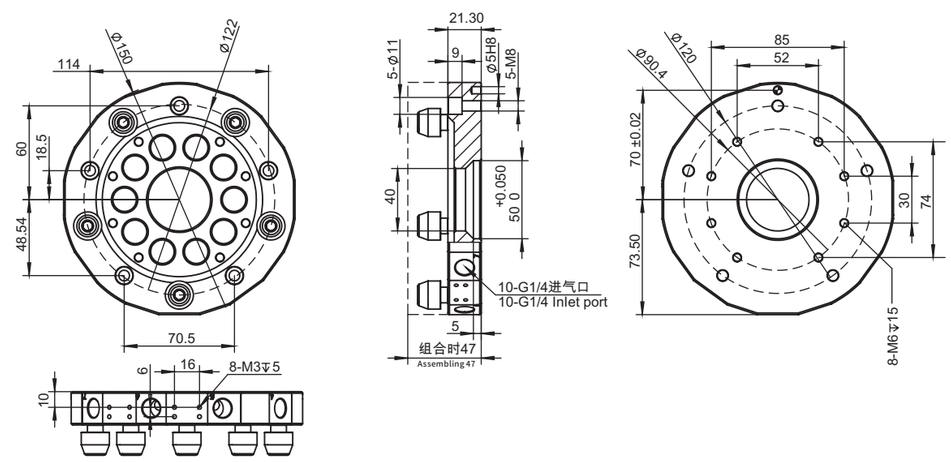

圆形手动快换
Round Manual Quick Changer

QC-160

机器人侧
Robot side

货号(PN)	8.Y00360
型号(Model)	QC-R160K

夹具侧
Gripper side

货号(PN)	8.Y00053
型号(Model)	QC-G160

产品参数
Parameter

1.建议额定载荷:35 kg
2.介质:已过滤压缩空气
3.压力范围:5-6bar
4.温度范围:5-60°C
5.垂直拉力:1000N
6.旋转扭矩:250Nm
7.翻转扭矩:150Nm
8.机器人侧重量:1200g
9.治具侧重量:900g
10.位置重复精度（X,Y&Z）:±0.05mm
11.颜色:古铜色
12.直通型气孔尺寸（数量）:(12) G1/8

1.Recommended rated load：35kg
2.Medium：Filtered compressed air
3.Pressure Range：5-6bar
4.Temperature Range：5-60°C
5.Vertical Pulling Force F：1000N
6.Rotating Torque Mt：250Nm
7.Reversal Torque Mb：150Nm
8.Robot side weight：1200g
9.Gripper side weight：900g
10.Repeatability accuracy(X,Y&Z)：±0.05mm
11.Colour：Brass
12.Size of straight air hole(quantity)：（12）G1/8

模块类型
Module Type

产品图 Product	产品名称 Product name	型号 Model	货号 PN	I/O连接类型 I/O connection type	工作电流 Working current	连接线 Cable
	机械手侧信号模块 Robot side signal module	QCSM-9R2	7.Y00862	9针D-SUB	MAX 3A	R9-1000 (1.Y06423)
	治具侧信号模块 Gripper side signal module	QCSM-9G2	7.Y00863	9针D-SUB	MAX 3A	G9-1000 (1.Y06424)

*R9-1000、G9-1000选配，连接线线长为1米
*R9-1000、G9-1000 option, the cable's length is 1 meter

圆形手动快换
Round Manual Quick Changer

机器人侧
Robot side

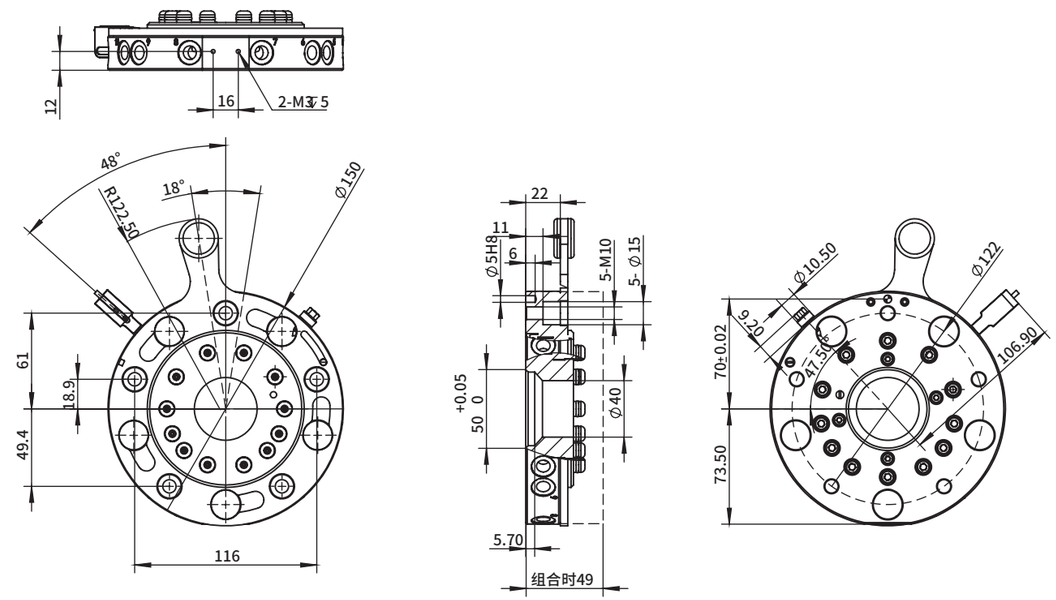

夹具侧
Gripper side

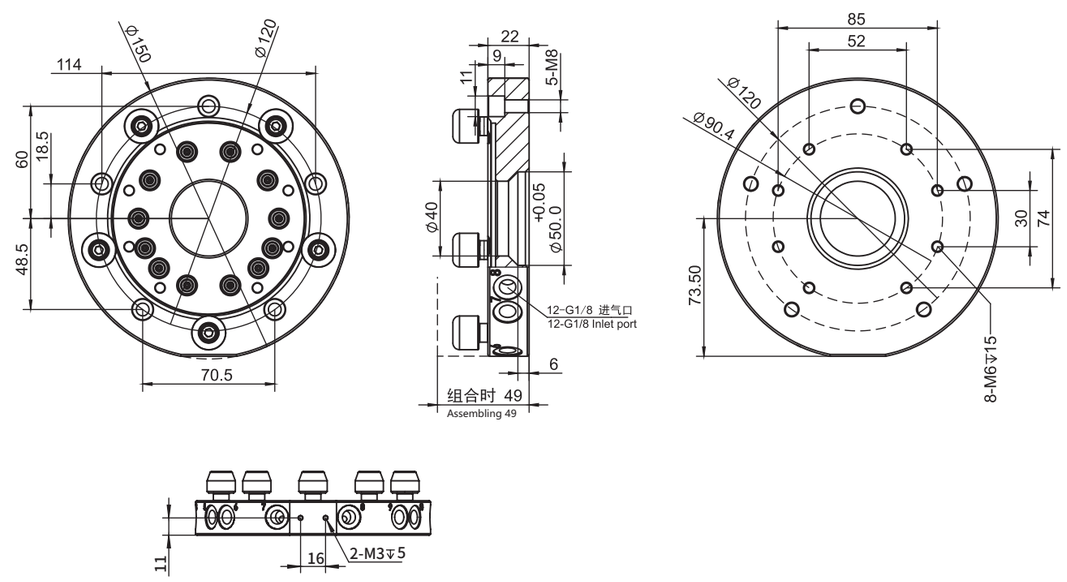

圆形手动快换
Round Manual Quick Changer

QC-200

机器人侧
Robot side

货号(PN)	8.Y00209
型号(Model)	QC-R200K

夹具侧
Gripper side

货号(PN)	8.Y00208
型号(Model)	QC-G200

产品参数
Parameter

1.建议额定载荷:75 kg
2.介质:已过滤压缩空气
3.压力范围:5-6bar
4.温度范围:5-60°C
5.垂直拉力:2000N
6.旋转扭矩:600Nm
7.翻转扭矩:300Nm
8.机器人侧重量:2640g
9.治具侧重量:1890g
10.位置重复精度（X,Y&Z）:±0.05mm
11.颜色:古铜色
12.直通型气孔尺寸（数量）:(12) G1/4

1.Recommended rated load：75kg
2.Medium：Filtered compressed air
3.Pressure Range：5-6bar
4.Temperature Range：5-60°C
5.Vertical Pulling Force F：2000N
6.Rotating Torque Mt：600Nm
7.Reversal Torque Mb：300Nm
8.Robot side weight：2640g
9.Gripper side weight：1890g
10.Repeatability accuracy(X,Y&Z)：±0.05mm
11.Colour：Brass
12.Size of straight air hole(quantity)：（12）G1/4

模块类型
Module Type

产品图 Product	产品名称 Product name	型号 Model	货号 PN	I/O连接类型 I/O connection type	工作电流 Working current	连接线 Cable
	机械手侧信号模块 Robot side signal module	QCSM-9R4	7.Y00821	9针D-SUB	MAX 3A	R9-1000 (1.Y06423)
	治具侧信号模块 Gripper side signal module	QCSM-9G4	7.Y00822	9针D-SUB	MAX 3A	G9-1000 (1.Y06424)

*R9-1000、G9-1000选配，连接线线长为1米
*R9-1000、G9-1000 option, the cable's length is 1 meter

圆形手动快换
Round Manual Quick Changer

机器人侧
Robot side

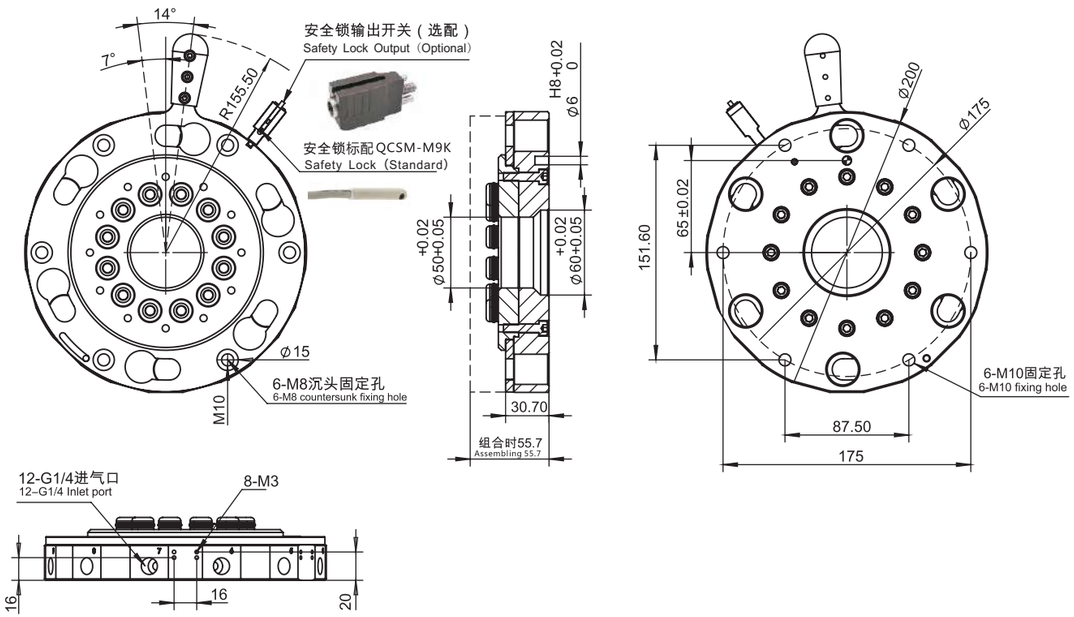

夹具侧
Gripper side

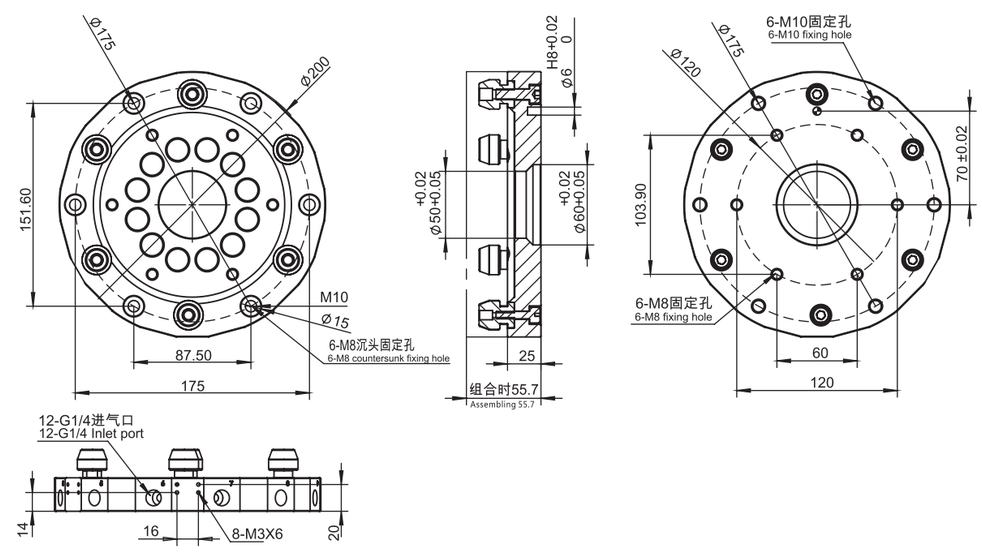

快换连接板
Interface

SIP-50B

(螺钉套件选配) (Kit With Screws Option)

图纸
Drawing

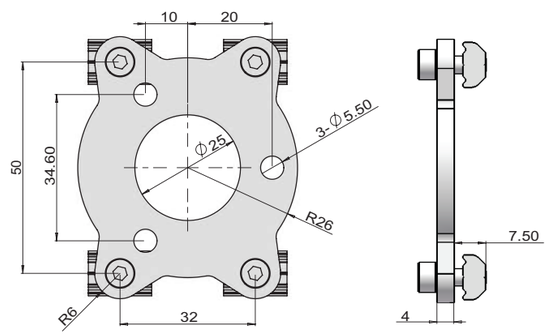

产品规格
Product specifications

货号(PN)	7.Y00650
型号(Model)	SIP-50B
适用快换 (For quick changer)	QC-G50
厚度(T)	4mm
螺钉选配件 Accessorier selection	
螺丝(Screws)	PTC-M5L12*4
双齿平垫(Single hole shim)	PTS-M5*4
T型螺母(T-Nuts)	PTN-M5*4
总重量(Weight)	90g

注: 如需螺钉套件货号和型号加T 如: 型号SIP-50BT 货号7.Y00650-T
Note: If screw kits needed, add T to the part number and model number. eg: Model SIP-50BT Part number 7.Y00650-T.

案例
Case

快换连接板
Interface

SIP-90B

(螺钉套件选配) (Kit With Screws Option)

图纸
Drawing

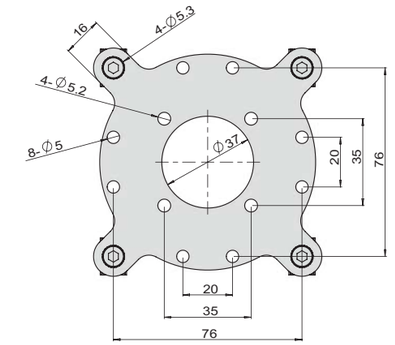

产品规格
Product specifications

货号(PN)	7.Y00634
型号(Model)	SIP-90B
适用快换 (For quick changer)	QC-G90
厚度(T)	3mm
螺钉选配件 Accessorier selection	
螺丝(Screws)	PTC-M5L12*4
双齿平垫(Single hole shim)	PTS-M5*4
T型螺母(T-Nuts)	PTN-M5*4
总重量(Weight)	190g

注: 如需螺钉套件货号和型号加T 如: 型号SIP-90BT 货号7.Y00634-T
Note: If screw kits needed, add T to the part number and model number. eg: Model SIP-90BT Part number 7.Y00634-T

案例
Case

快换连接板
Interface

SIP-160B

(螺钉套件选配) (Kit With Screws Option)

图纸
Drawing

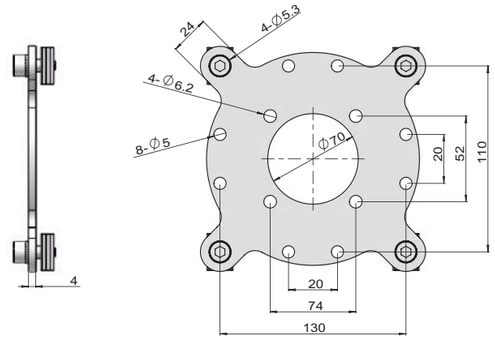

产品规格
Product specifications

货号(PN)	7.Y00635
型号(Model)	SIP-160B
适用快换 (For quick changer)	QC-G150/QC-G160
厚度(T)	4mm
螺钉选配件 Accessorier selection	
螺丝(Screws)	PTC-M5L12*4
双齿平垫(Single hole shim)	PTS-M5*4
T型螺母(T-Nuts)	PTN-M5*4
总重量(Weight)	540g

注: 如需螺钉套件货号和型号加T 如: 型号SIP-160BT 货号7.Y00635-T
Note: If screw kits needed, add T to the part number and model number. eg: Model SIP-160BT Part number 7.Y00635-T

案例
Case

快换连接板
Interface

SIP-200B

(螺钉套件选配) (Kit With Screws Option)

图纸
Drawing

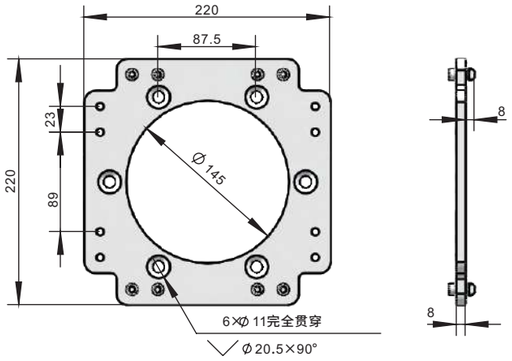

产品规格
Product specifications

货号(PN)	7.Y00865
型号(Model)	SIP-200B
适用快换 (For quick changer)	QC-G200
厚度(T)	8mm
总重量(Weight)	578g
螺钉选配件 Accessorier selection	
螺丝(Screws)	PTC-M5L16*16
双齿平垫(Single hole shim)	PTS-M5*16
T型螺母(T-Nuts)	PTN-M5*16

案例
Case

方形手动快换
Square Manual Quick Changer

图纸
Drawing

QCS-R60

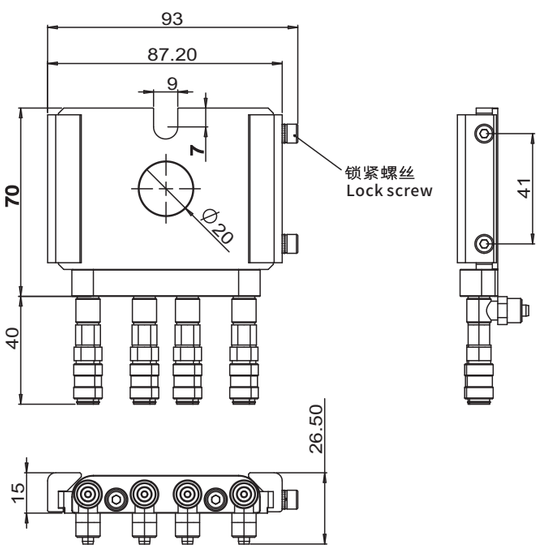

QCS-G60

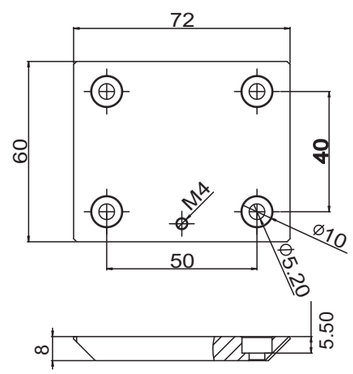

产品规格
Product specifications

气管接头模组(选配)
Threaded Hose Module(Option)

货号(PN)	8.Y00081	8.Y00082	1.Y03525	1.Y03524
型号(Model)	QCS-R60	QCS-G60	KCH04-M5	KCH06-M5
负载(Load)	70N		-	-
重量/Weight	148g	79g	7g	9g

方形手动快换
Square Manual Quick Changer

图纸
Drawing

QCS-R100

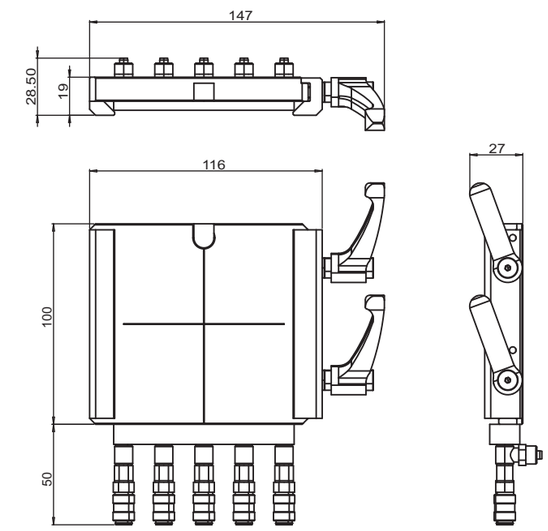

QCS-G100

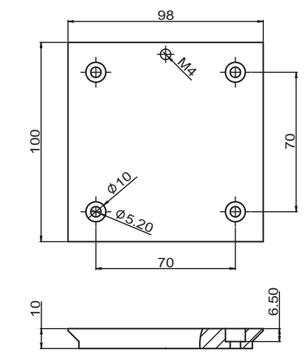

产品规格
Product specifications

气管接头模组(选配)
Threaded Hose Module(Option)

货号(PN)	7.Y00332	7.Y00175	7.Y00860	7.Y00861	7.Y00334	1.Y04667
型号(Model)	QCS-R100	QCS-G100	KCH04-M5*5	KCH06-M5*5	MS-10SF*5	MS-10PF
负载(Load)	300N		-	-	-	-
重量/Weight	463g	240g	86g	96g	196g	11g

方形手动快换
Square Manual Quick Changer



图纸
Drawing

QCS-R160

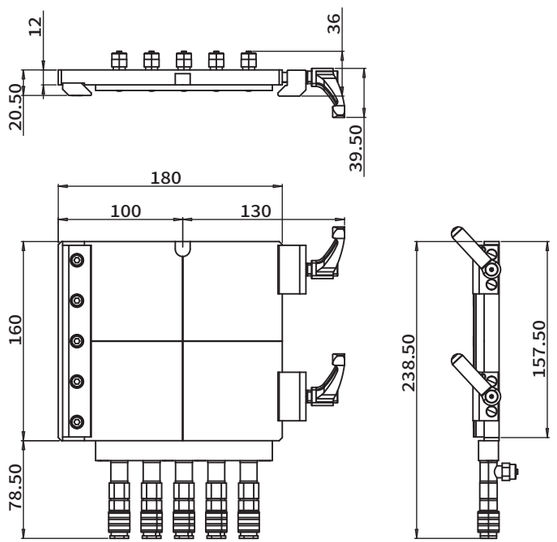

QCS-G160

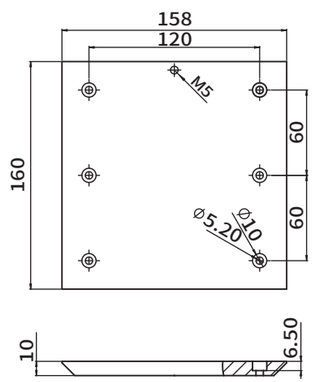

产品规格
Product specifications

气管接头模组(选配)
Threaded Hose Module(Option)

货号(PN)	7.Y00160	7.Y00161	7.Y02016	7.Y02017	7.Y02018	1.Y20004
型号(Model)	QCS-R160	QCS-G160	KCH104-M5*5	KCH106-M5*5	MS1-10SF*5	MS1-10PF
负载(Load)	800N		-	-	-	-
重量/Weight	1198g	634g	86g	96g	196g	11g

L形手动快换
L-Type Manual Quick Changer

※超硬铝制
※重量：185g
※安装位置：机械手侧
※可搬重量：~15kg
※Superhard aluminum
※Weight: 185g
※Installation location: Robot side
※Load weight: ~15kg

图纸
Drawing

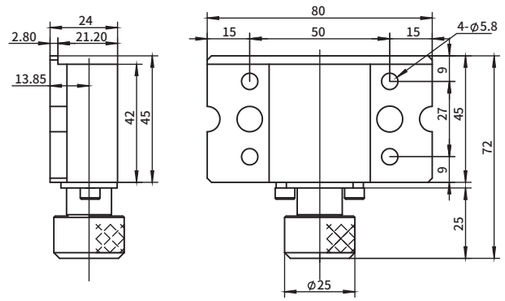

产品规格
Product specifications

货号(PN)	1.Y01275
型号(Model)	QCL15R-Y

※钢制
※重量：294g
※安装位置：夹具侧
※可搬重量：~15kg
※Steel
※Weight: 294g
※Installation location: Grip side
※Load weight: ~15kg

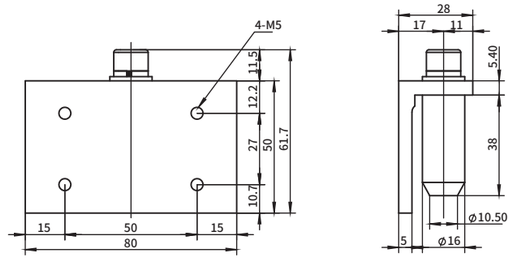

产品规格
Product specifications

货号(PN)	1.Y01276
型号(Model)	QCL15G-Y

案例
Case

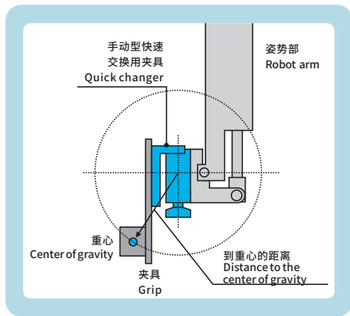

L形手动快换
L-Type Manual Quick Changer

※超硬铝制
※重量：190g
※安装位置：机械手侧
※可搬重量：~15kg
※Superhard aluminum
※Weight: 190g
※Installation location: Robot side
※Load weight: ~15kg

图纸
Drawing

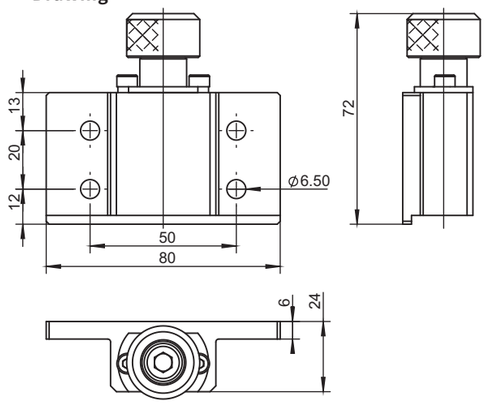

产品规格
Product specifications

货号(PN)	8.Y00236
型号(Model)	QCL15R-S

※超硬铝制
※重量：197g
※安装位置：夹具侧
※可搬重量：~15kg
※Superhard aluminum
※Weight: 197g
※Installation location: Grip side
※Load weight: ~15kg

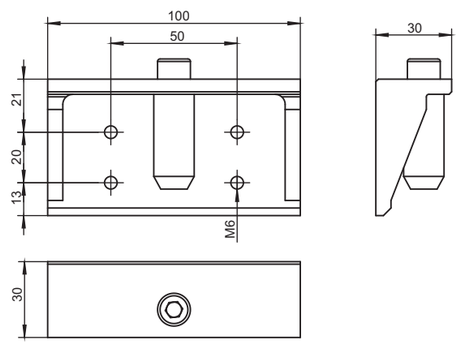

产品规格
Product specifications

货号(PN)	8.Y00235
型号(Model)	QCL15G-S

案例
Case

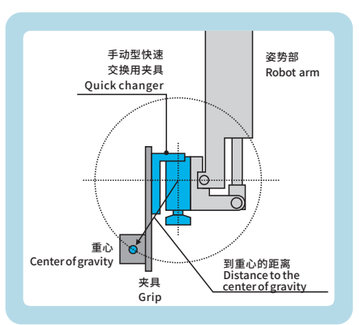

L形手动快换
L-Type Manual Quick Changer

※超硬铝制
※重量：505g
※安装位置：机械手侧
※可搬重量：~35kg
※Superhard aluminum
※Weight: 505g
※Installation location: Robot side
※Load weight: ~35kg

图纸
Drawing

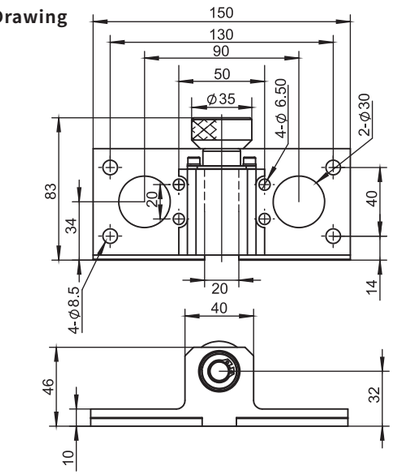

产品规格
Product specifications

货号(PN)	8.Y00101
型号(Model)	QCL35R-S

※超硬铝制
※重量：565g
※安装位置：夹具侧
※可搬重量：~35kg
※Superhard aluminum
※Weight: 565g
※Installation location: Grip side
※Load weight: ~35kg

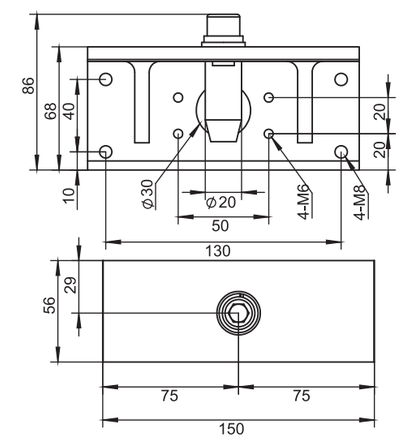

产品规格
Product specifications

货号(PN)	8.Y00102
型号(Model)	QCL35G-S

案例
Case

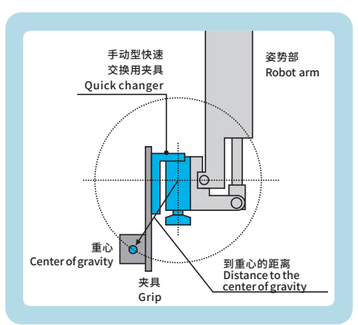

手动快速转换模块
Manual Quick Changer Module

※ 铁制品
※ 重量：234g
※ 安装位置：夹具侧
※ Iron products
※ Weight: 234g
※ Installation location: Grip side

产品规格
Product specifications

货号(PN)	4.Y00480
型号(Model)	BP90

图纸
Drawing

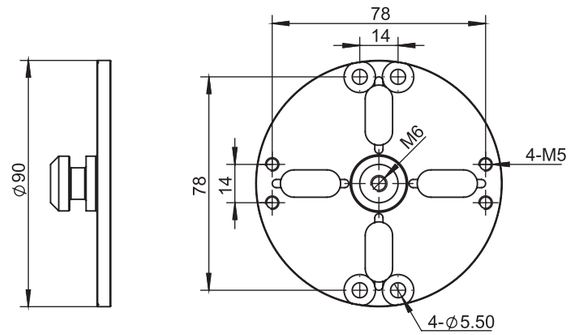

※ 铁制品
※ 重量：660g
※ 安装位置：夹具侧
※ Iron products
※ Weight: 660g
※ Installation location: Grip side

产品规格
Product specifications

货号(PN)	4.Y00497
型号(Model)	BP135

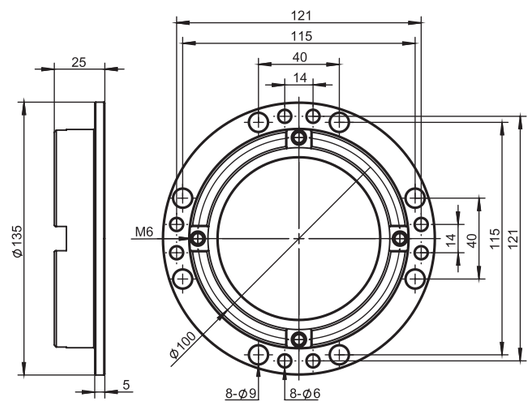

方形自动快换
Square Automatic Quick Changer



※安装位置：机械手侧
※重　　量：466g
※可搬重量：~10kg
※Installation location: Robot side
※Weight: 466g
※Load weight: ~10kg

产品规格
Product specifications

货号(PN)	8.Y00037
型号(Model)	QCA-S10R

图纸
Drawing

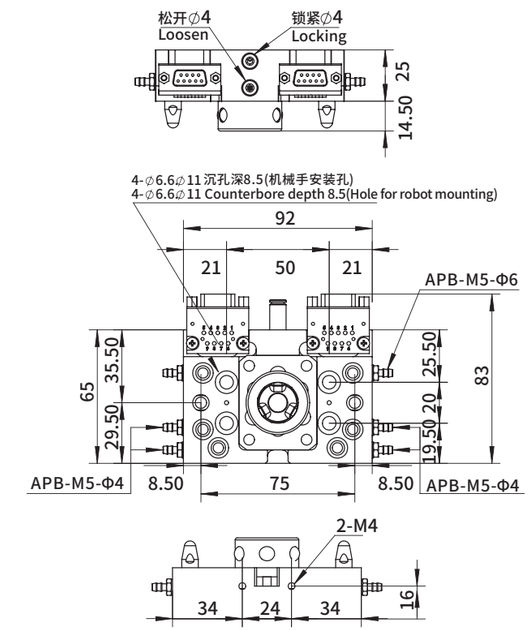



※安装位置：夹具侧
※重　　量：230g
※可搬重量：~10kg
※Installation location: Grip side
※Weight: 230g
※Load weight: ~10kg

产品规格
Product specifications

货号(PN)	8.Y00038
型号(Model)	QCA-S10G

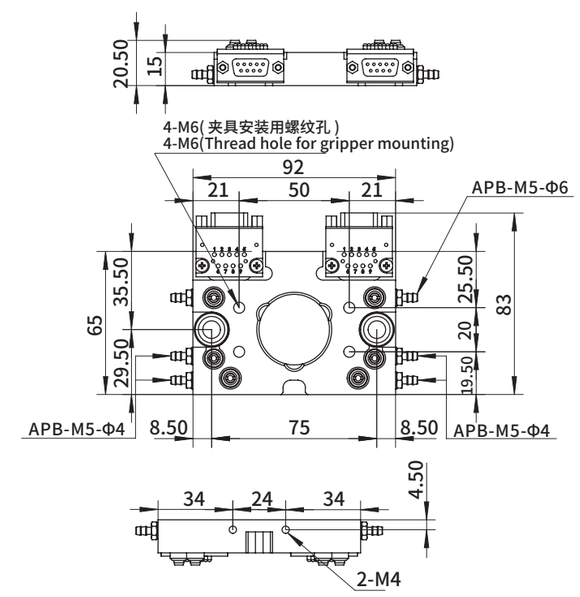

FPT两指平动式抓手
FPT Two-finger Translational Gripper

产品特点
Features

- T齿导轨.结构紧凑,可靠
- 磁性开关接口
- 接近开关接口
- 无管连接接口
- 一千万次免维护操作

- T-tooth guide rail. Compact structure and reliable
- Magnetic switch interface
- Proximity switch interface
- Pipeless connection interface
- Ten million maintenance-free operations

基本版
Basic version

防尘版
Dustproof version

高温版
High temperature version

型号表示方法
Model representation methods

GCT- 40 A - 1 - SD

- 40: 安装直径 Dimension
- A: 夹头类型 Jaw Types
- 1: 缸径 Bore
- SD: SD-防尘版 SD-Dustproof version; TEM-高温版 TEM-Hight temperature version

可选附件
Optional accessories

接近开关 M8
Proximity switch M8

磁性开关 M8
Magnetic switch M8

90°弯角
可旋转气管接头
90° bend angle
Rotatable Hose Fitting

FPT两指平动式抓手
FPT Two-finger Translational Gripper

产品信息
Product information

货号 (PN)	型号 (Model)	单指行程 Single finger stroke (mm)	夹持力 Gripping force (N)	自重 Self Weight (kg)	工件重量 Workpiece weight (kg)	最长手指长度 Longest finger length (mm)	最大单个手指重量 Maximum single finger weight (kg)	重复定位精度 Repeat positioning accuracy (mm)	IP等级 IP rating
1.Y13289	FPT-40A-1	2.5	123	0.08	0.68	50	0.1	0.01	40
1.Y13290	FPT-40A-1-SD	2.5	123/132	0.11	0.68	50	0.1	0.01	64
1.Y13291	FPT-40A-1-TEM	2.5	123/132	0.08	0.68	50	0.1	0.01	40
1.Y13292	FPT-50A-1	4	140/145	0.15	0.77	64	0.18	0.01	40
1.Y13293	FPT-50A-2	2	290/310	0.15	1.60	58	0.18	0.01	40
1.Y13294	FPT-50A-1-SD	4	140/145	0.18	0.77	64	0.18	0.01	64
1.Y13295	FPT-50A-2-SD	2	290/310	0.18	1.60	58	0.18	0.01	64
1.Y13296	FPT-50A-1-TEM	4	140/145	0.15	0.77	64	0.18	0.01	40
1.Y13297	FPT-50A-2-TEM	2	290/310	0.15	1.60	58	0.18	0.01	40
1.Y13298	FPT-64A-1	6	250/270	0.28	1.38	80	0.35	0.01	40
1.Y13299	FPT-64A-2	3	520/565	0.28	2.86	72	0.35	0.01	40
1.Y13300	FPT-64A-1-SD	6	250/270	0.35	1.38	80	0.35	0.01	64
1.Y13301	FPT-64A-2-SD	3	520/565	0.35	2.86	72	0.35	0.01	64
1.Y13302	FPT-64A-1-TEM	6	250/270	0.28	1.38	80	0.35	0.01	40
1.Y13303	FPT-64A-2-TEM	3	520/565	028	2.86	72	0.35	0.01	40
1.Y13304	FPT-80A-1	8	415-465	0.5	2.31	100	0.6	0.01	40
1.Y13305	FPT-80A-2	4	860/960	0.5	4.73	90	0.6	0.01	40
1.Y13306	FPT-80A-1-SD	8	415/465	0.6	2.31	100	0.6	0.01	64
1.Y13307	FPT-80A-2-SD	4	860/960	0.6	4.73	90	0.6	0.01	64
1.Y13308	FPT-80A-1-TEM	8	415/465	0.5	2.31	100	0.6	0.01	40
1.Y13309	FPT-80A-2-TEM	4	860-960	0.5	4.73	90	0.6	0.01	40
1.Y13310	FPT-100A-1	10	660/725	0.81	3.63	125	1.1	0.01	40
1.Y13311	FPT-100A-2	5	1370/1500	0.81	7.54	115	1.1	0.01	40
1.Y13312	FPT-100A-1-SD	10	660/725	0.99	3.63	125	1.1	0.01	64
1.Y13313	FPT-100A-2-SD	5	1370/1500	0.99	7.54	115	1.1	0.01	64
1.Y13314	FPT-100A-1-TEM	10	660-725	0.81	3.63	125	1.1	0.01	40
1.Y13315	FPT-100A-2-TEM	5	1370-1500	0.81	7.54	115	1.1	0.01	40
1.Y13316	FPT-110A-1	20	1050-1150	2	5.25	150	2	0.01	40
1.Y13317	FPT-125A-1	13	1080/1170	1.35	5.94	160	2.1	0.01	40
1.Y13318	FPT-125A-2	6	2240/2420	1.35	12.32	145	2.1	0.01	40
1.Y13319	FPT-125A-1-SD	13	1080/1170	1.55	5.94	160	2.1	0.01	64
1.Y13320	FPT-125A-2-SD	6	2240/2420	1.55	12.32	145	2.1	0.01	64
1.Y13321	FPT-125A-1-TEM	13	1080/1170	1.35	5.94	160	2.1	0.01	40
1.Y13322	FPT-125A-2-TEM	6	2240/2420	1.35	12.32	145	2.1	0.01	40
1.Y13323	FPT-160A-1	16	1640/1770	2.6	9.02	200	3.5	0.01	40
1.Y13324	FPT-160A-2	8	3200/3460	2.6	17.60	190	3.5	0.01	40
1.Y13325	FPT-160A-1-SD	16	1640/1770	3	9.02	200	3.5	0.01	64
1.Y13326	FPT-160A-2-SD	8	3200/3460	3	17.60	190	3.5	0.01	64
1.Y13327	FPT-160A-1-TEM	16	1640/1770	2.6	9.02	200	3.5	0.01	40
1.Y13328	FPT-160A-2-TEM	8	3200/3460	2.6	17.60	190	3.5	0.01	40
1.Y13329	FPT-200A-1	25	2700/2870	5.2	14.85	240	6.5	0.02	40
1.Y13330	FPT-200A-1-SD	25	2700/2870	5.8	14.85	240	6.5	0.02	64
1.Y13331	FPT-200A-1-TEM	25	2700/2870	5.2	14.85	240	6.5	0.02	40
1.Y13332	FPT-240A-1	30	4200/4440	8	21.50	280	8.5	0.04	40
1.Y13333	FPT-240A-1-SD	30	4200/4440	11	21.50	280	8.5	0.04	64
1.Y13334	FPT-240A-1-TEM	30	4200/4440	8	21.50	280	8.5	0.04	40
1.Y13335	FPT-300A-1	35	6000/6260	13.5	33.00	300	11.5	0.05	40
1.Y13336	FPT-300A-1-SD	35	6000/6260	17.5	33.00	300	11.5	0.05	64
1.Y13337	FPT-300A-1-TEM	35	6000/6260	13.5	33.00	300	11.5	0.05	40

型材、钢管 Profile、SUS Tube
支架模组 Stents Module
快换 Quick Changer
夹具组件 Grip Module
气动剪刀 Air Nipper
真空组件 Vacuum Module
附件 Accessory Components

FPT三指平动式抓手
FPT Three-finger Translational Gripper

产品特点
Features

- T齿导轨.结构紧凑,可靠
- 磁性开关接口
- 接近开关接口
- 无管连接接口
- 一千万次免维护操作

- T-tooth guide rail. Compact structure and reliable
- Magnetic switch interface
- Proximity switch interface
- Pipeless connection interface
- Ten million maintenance-free operations

基本版
Basic version

防尘版
Dustproof version

高温版
High temperature version

型号表示方法
Model representation methods

GCT- 40 A - 1 - SD

- 40: 安装直径 Dimension
- A: 夹头类型 Jaw Types
- 1: 缸径 Bore
- SD: SD-防尘版 SD-Dustproof version; TEM-高温版 TEM-Hight temperature version

可选附件
Optional accessories

接近开关 M8
Proximity switch M8

磁性开关 M8
Magnetic switch M8

90°弯角
可旋转气管接头
90° bend angle
Rotatable Hose Fitting

型材、钢管 Profile、SUS Tube
支架模组 Stents Module
快换 Quick Changer
夹具组件 Grip Module
气动剪刀 Air Nipper
真空组件 Vacuum Module
附件 Accessory Components

FPT三指平动式抓手
FPT Three-finger Translational Gripper

产品信息
Product information

货号 (PN)	型号 (Model)	单指行程 Single finger stroke (mm)	夹持力 Gripping force (N)	自重 Self Weight (kg)	工件重量 Workpiece weight (kg)	最长手指长度 Longest finger length (mm)	最大单个手指重量 Maximum single finger weight (kg)	重复定位精度 Repeat positioning accuracy (mm)	IP等级 IP rating
1.Y13338	FCT-40A-1	2.5	255/270	0.12	1.38	50	0.1	0.01	40
1.Y13339	FCT-40A-1-SD	2.5	255/270	0.15	1.38	50	0.1	0.01	64
1.Y13340	FCT-40A-1-TEM	2.5	255/270	0.12	1.38	50	0.1	0.01	40
1.Y13341	FCT-50A-1	4	325/355	0.25	1.76	64	0.18	0.01	40
1.Y13342	FCT-50A-1-SD	4	325/355	0.31	1.76	64	0.18	0.01	64
1.Y13343	FCT-50A-1-TEM	4	325/355	0.25	1.76	64	0.18	0.01	40
1.Y13344	FCT-64A-1	6	580/640	0.43	3.19	80	0.35	0.01	40
1.Y13345	FCT-64A-1-SD	6	580/640	0.6	3.19	80	0.35	0.01	64
1.Y13346	FCT-64A-1-TEM	6	580/640	0.43	3.19	80	0.35	0.01	40
1.Y13347	FCT-80A-1	8	1000/1080	0.79	5.50	100	0.6	0.01	40
1.Y13348	FCT-80A-1-SD	8	1000/1080	1	5.50	100	0.6	0.01	64
1.Y13349	FCT-80A-1-TEM	8	1000/1080	0.79	5.50	100	0.6	0.01	40
1.Y13350	FCT-100A-1	10	1800/1902	1.41	9.90	125	1.1	0.01	40
1.Y13351	FCT-100A-1-SD	10	1800/1920	1.9	9.90	125	1.1	0.01	64
1.Y13352	FCT-100A-1-TEM	10	1800/1920	1.41	9.90	125	1.1	0.01	40
1.Y13353	FCT-125A-1	13	3100/3330	2.8	17.05	160	2.1	0.01	40
1.Y13354	FCT-125A-1-SD	13	3100/3330	3.23	17.05	160	2.1	0.01	64
1.Y13355	FCT-125A-1-TEM	13	3100/3330	2.8	17.05	160	2.1	0.01	40
1.Y13356	FCT-160A-1	16	3100/3330	5.6	33.00	200	3.5	0.02	40
1.Y13357	FCT-160A-1-SD	16	6000/6390	6.5	33.00	200	3.5	0.02	64
1.Y13358	FCT-160A-1-TEM	16	6000/6390	5.6	33.00	200	3.5	0.02	40
1.Y13359	FCT-200A-1	25	7100/1540	11	39.05	240	6.5	0.05	40
1.Y13360	FCT-200A-1-SD	25	7100/7540	12	39.05	240	6.5	0.05	64
1.Y13361	FCT-200A-1-TEM	25	7100/7540	11	39.05	240	6.5	0.05	40
1.Y13362	FCT-240A-1	30	9500/10400	20	55.00	280	8.5	0.05	40
1.Y13363	FCT-240A-1-SD	30	9500/10400	21.5	55.00	280	8.5	0.05	64
1.Y13364	FCT-240A-1-TEM	30	9500/10400	20	55.00	280	8.5	0.05	40
1.Y13365	FCT-300A-1	35	14500/15200	33	79.75	250	11.5	0.05	40
1.Y13366	FCT-300A-1-SD	35	14500/15200	35.5	79.75	250	11.5	0.05	64
1.Y13367	FCT-300A-1-TEM	35	14500/15200	33	79.75	250	11.5	0.05	40

FPT三指平动式抓手
FPT Three-finger Translational Gripper

可选附件
Optional accessories

产品图 Product image	货号 (PN)	产品型号 Product Model	描述 Description
 接近开关 M8 Proximity switch M8	1.Y01631	E2E-XIR5E12M	线长2m，末端裸露线 Wire length is 2m, the end is bare
	1.Y06553	E2E-XIR5F12M	线长2m，末端裸露线 Wire length is 2m, the end is bare

产品图 Product image	货号 (PN)	产品型号 Product Model	描述 Description
 磁性开关 M8 Magnetic switch M8	1.Y00307	D-M9BL	线长3m，末端裸露线 Wire length is 3m, the end is bare

产品图 Product image	货号 (PN)	产品型号 Product Model	描述 Description
 M8可接线连接器 M8 wireable connector	1.Y06722	M8-M03T	3针M8现场可接线连接器 3 pins M8 Field wirable connector

产品图 Product image	货号 (PN)	产品型号 Product Model	描述 Description
 90°弯角 可旋转气管接头 90° bend angle Rotatable Hose Fitting	1.Y13156	KQ2V06-01AS	90度弯头，G1/8螺纹接头，6mm气管接头输出 90 degree elbow, G1/8 threaded connector, 6mm Hose Fitting output
	1.Y13158	KQ2V08-01AS	90度弯头，G1/8螺纹接头，8mm气管接头输出 90 degree elbow, G1/8 threaded connector, 8mm Hose Fitting output
	1.Y13157	KQ2V06-02AS	90度弯头，G1/4螺纹接头，6mm气管接头输出 90 degree elbow, G1/4 threaded connector, 6mm Hose Fitting output

产品图 Product image	货号 (PN)	产品型号 Product Model
 弹性卸料机构 Elastic unloading mechanism	1.Y13381	SL-040
	1.Y13382	SL-050
	1.Y13383	SL-064
	1.Y13384	SL-080
	1.Y13385	SL-100
	1.Y13386	SL-120
	1.Y13387	SL-160
	1.Y13388	SL-200
	1.Y13389	SL-240
	1.Y13390	SL-300

Y型夹
Y Type Gripper

型号表示方法
Model representation methods

[标准型]
Standard type

GMHC2- 20 D

支点开闭型 Bearing point opening and closing type

缸径 Bore

D 双作用式 Double action
S 单作用式(常开) Single action(Open)

产品信息
Product information

货号 PN	型号 Model	缸径 Bore	压力范围(c.p.m) Pressure Range		温度范围 Temperature range	重复精度 Repetition accuracy	最高使用频率 (c.p.m) Maximum frequency of use	接管口径 Nozzle diameter	重量 Weight
			单作用 Single Action	双作用 Double action					
1.Y02014	GMHC2-16S	16	0.1~0.6	/	-10~60℃	±0.01	180	M5*0.8	99g
1.Y05738	GMHC2-16D	16	/	0.25~0.6	-10~60℃	±0.01	180	M5*0.8	108g
1.Y02730	GMHC2-20S	20	0.1~0.6	/	-10~60℃	±0.01	180	M5*0.8	167g
1.Y04328	GMHC2-20D	20	/	0.25~0.6	-10~60℃	±0.01	180	M5*0.8	177g

备注：
1、采用空气流体
2、动作方式单作用双作用（可选）

Notes:
1, Air Fluid
2, action mode single-acting double-acting (optional)

图纸
Drawing

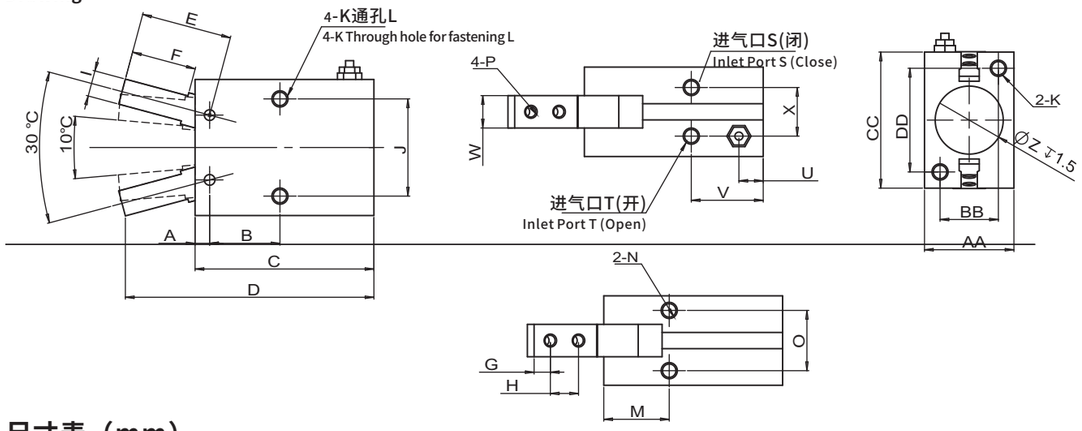

尺寸表（mm）
Dimensions table

缸径 (Bore) (mm)	A	B	C	D	E	F	G	H	I	J	K	L	M	N	O	P	接管口径 Pipe Size S	接管口径 Pipe Size T	U	V	W	X	Z	AA	BB	CC	DD
16	3.9	16.2	44.6	62.5	22.6	16	4	7	7	24	M4X0.7↧8	3.4	10.7	M4X0.7↧8	16	M3X0.5	M5X0.8		7	18.3	8	13	17	23.6	15	30.6	22
20	4.5	21.7	55.2	78.7	28	20	5.2	9	8	30	M5X0.8↧10	4.3	15.7	M5X0.8↧8	8.6	M4X0.7	M5X0.8		7.5	22.2	10	15	21	27.6	18	42	32

三爪夹
Three Jaws Gripper

型号表示方法
Model representation methods

[标准型]
Standard type

GMHS2－25 D

缸径 Bore

D	双作用式 Double action
S	单作用式(常开) Single action(Open)

产品信息
Product information

货号 PN		1.Y04529	1.Y04764	1.Y05750
型号 Model		GMHS3-16D	GMHS3-20D	GMHS3-25D
缸径 Bore		16	20	25
使用流体 Fluid		空气 Air		
使用压力范围 Operating pressure range		0.2~0.6MPa		
环境及流体温度 Environment and fluid temperature		-10~60℃		
重复精度(mm) Repeatability accuracy		±0.01		
最高使用频率(c.p.m) Maximum frequency of use		120c.p.m		
动作方式 action mode		双作用 Double action		
注)夹持力N 压力0.5MPa Note) gripping force N Pressure 0.5MPa	外径夹持 External diameter clamping	14	25	42
	内径夹持 internal diameter clamping	16	28	47
	带防尘罩外径夹持 External diameter clamping with dust cover	9	21	36
带罩·标准型手指行程 Standard finger stroke with hood		4	4	6
长行程手指行程 Long stroke finger stroke		10	10	12
接管口径 Rc Pipe Size		M3×0.5	M5×0.8	M5×0.8
磁性开关 Magnetic switch		内置磁环型 Built in magnetic ring type		
重量 Weight		59g	96.7g	138g

注)夹持外径时的夹持力，ø16-ø25的夹持点距离L=20mm时的数值
Note)Clamping force when holding the outside diameter,
The value of the holding point of ø16-ø25 is L=20mm

三爪夹
Three Jaws Gripper

图纸
Drawing

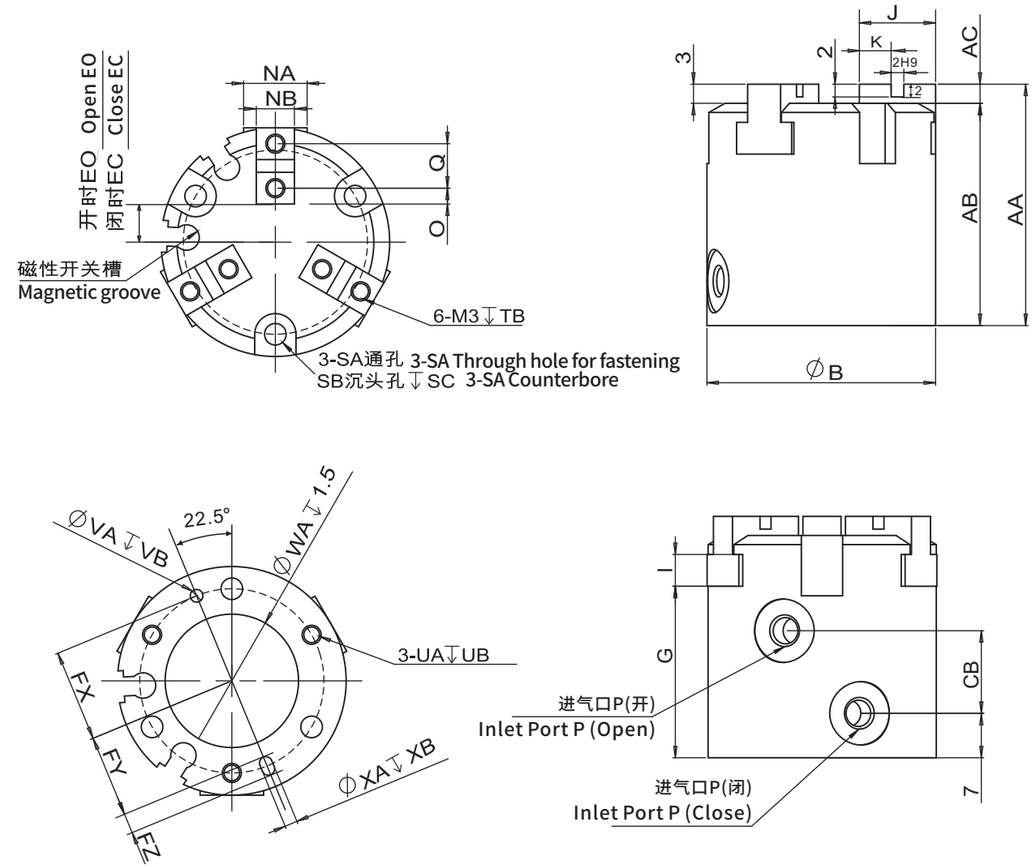

产品信息
Product information

缸径(Bore)	AA	AB	B	CB	EC	EO	FX	FY	FZ	G	I	J	K	NA	NB
16	35	32	30	11	5	7	12.5	11	3	25	4	10	4	8	5h9
20	38	35	36	13	6	8	14.5	13	3	27	5	12	5	10	6h9
25	40	37	42	15	7	10	17	14.5	5	28	5	14	6	12	6h9

缸径(Bore)	O	P	Q	SA	SB	SC	TB	UA	UB	VA	VB	WA	XA	XB
16	2	M3x0.5	6	3.4	6.5	8	5	M3x0.5	4.5	2H9	2	17H9	2H9	2
20	2.5	M5x0.8	7	3.4	6.5	9.5	6	M3x0.5	6	2H9	2	21H9	2H9	2
25	3	M5x0.8	8	4.5	8	10	6	M4x0.7	6	3H9	3	26H9	3H9	3

平行夹
Parallel Gripper

型号表示方法
Model representation methods

[标准型]
Standard type

GMHZ2- 20 D

平行开闭型
Parallel opening and closing type

缸径
Bore

D 双作用式 Double action
S 单作用式(常开) Single action(Open)

产品信息
Product information

货号 PN	型号 Model	缸径 Bore	压力范围(MPa) Pressure Range		温度范围 Temperature range	重复精度 Repetition accuracy	最高使用频率 (c.p.m) Maximum frequency of use	接管口径 Nozzle diameter	重量 Weight	夹持力(N) Gripping force (N)			两侧开闭行程（mm） Opening and closing stroke on both sides
			单作用 Single Action	双作用 Double action						单动 Single Action	双动 Double action		
										外径 External	外径 External	内径 Internal	
1.Y00258	GMHZ2-10S	10	0.35~0.7	/	-10~60℃	±0.01	180	M3*0.5	53g	7.1	11	17	4
1.Y00252	GMHZ2-10D	10	/	0.2~0.7	-10~60℃	±0.01	180	M3*0.5	52.5g	7.1	11	17	4
1.Y00257	GMHZ2-16S	16	0.25~0.7	/	-10~60℃	±0.01	180	M5*0.8	123g	27	34	45	6
1.Y00256	GMHZ2-16D	16	/	0.1~0.7	-10~60℃	±0.01	180	M5*0.8	120g	27	34	45	6
1.Y03080	GMHZ2-20S	20	0.25~0.7	/	-10~60℃	±0.01	180	M5*0.8	227g	33	42	66	10
1.Y02703	GMHZ2-20D	20	/	0.1~0.7	-10~60℃	±0.01	180	M5*0.8	225g	33	42	66	10
1.Y09884	GMHZ2-25S	25	0.25~0.7	/	-10~60℃	±0.01	180	M5*0.8	309g	45	65	104	14
1.Y09338	GMHZ2-25D	25	/	0.1~0.7	-10~60℃	±0.01	180	M5*0.8	314g	45	65	104	14
1.Y09885	GMHZ2-32S	32	0.25~0.7	/	-10~60℃	±0.02	60	M5*0.8	415g	131	158	193	22
1.Y09886	GMHZ2-32D	32	/	0.1~0.7	-10~60℃	±0.02	60	M5*0.8	410g	131	158	193	22
1.Y09887	GMHZ2-40S	40	0.25~0.7	/	-10~60℃	±0.02	60	M5*0.8	543g	217	254	318	30
1.Y09888	GMHZ2-40D	40	/	0.1~0.7	-10~60℃	±0.02	60	M5*0.8	537g	217	254	318	30

备注：
1、采用空气流体
2、动作方式单作用双作用（可选）
3、可选无触点磁性开关

Notes:
1, Air Fluid
2, action mode single-acting double-acting (optional)
3, optional non-contact magnetic switch

尺寸表（mm）
Dimensions table

GMHZ2-10□的磁性开关安装槽尺寸
GMHZ2-10□ Magnetic Switch Mounting Groove Dimensions

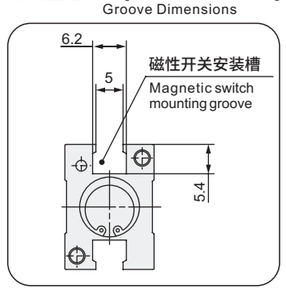

注）使用磁性开关时，气爪不可以通孔安装
Note) When using Magnetic switches, throughhole mounting is not possible.

GMHZ2-□□ 的磁性开关安装槽尺寸
GMHZ2-□□ Magnetic Switch Mounting Groove Dimensions

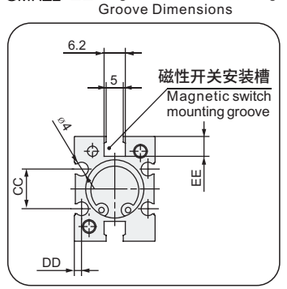

注）使用磁性开关 D-Y5D 、 D-Y69 及 D-Y7 时，气爪不可以通孔安装
Note) When using Magnetic switches D-Y59、D-Y69、D-Y7, throughhole mounting is not possible.

平行夹
Parallel Gripper

图纸
Drawing

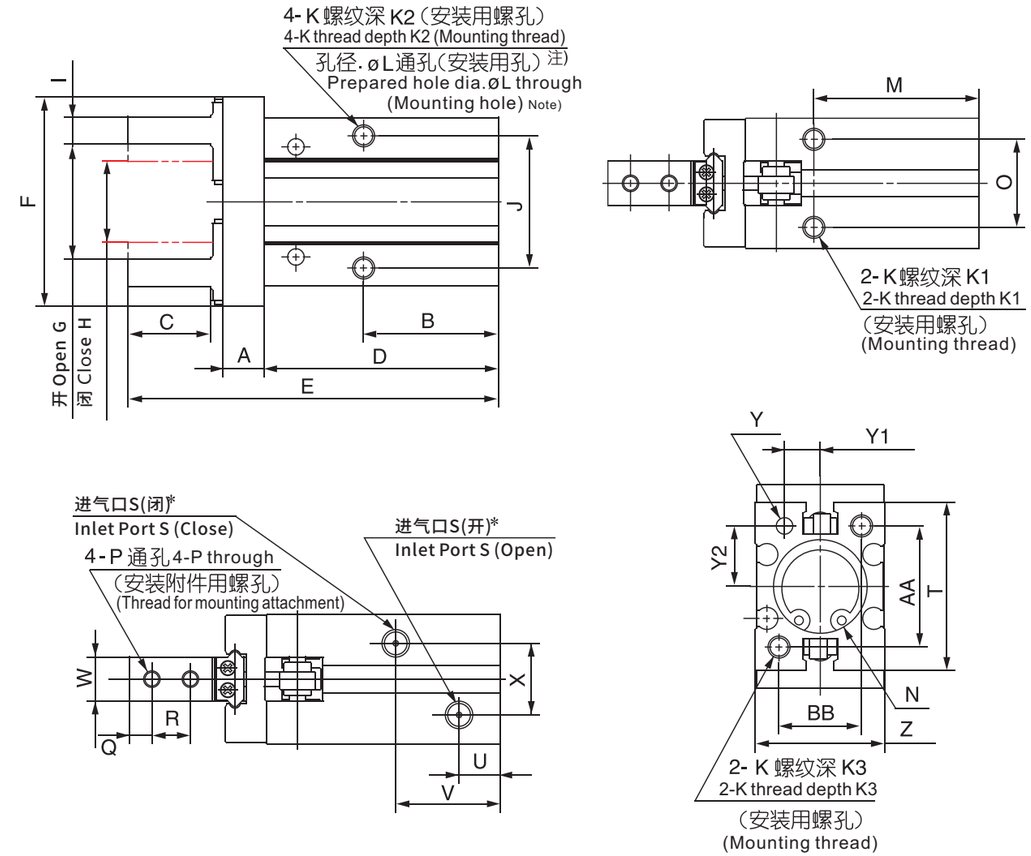

* 单作用的场合，一侧通口变成呼吸孔。
* For single action, the port on one side is a breathing hole.

尺寸表（mm）
Dimensions table

缸径(Bore)	A	B	C	D	E	F	G	H	I	J	K	K1	K2	K3	øL	M	N
10	6	23	12	37.8	57	29	$15.2^{-0.2}_{-0.4}$	$11.2^{0}_{-0.7}$	$4^{0}_{-0.1}$	16	M3x0.5	6	5.5	6	2.6	27	Ø11H9↧2
16	7.5	24.5	15	42.5	67.3	38	$20.9^{-0.2}_{-0.2}$	$14.9^{0}_{-0.7}$	$5^{0}_{-0.1}$	24	M4x0.7	4.5	8	8	3.4	30	Ø17H9↧2
20	9.5	29	20	52.8	84.8	50	$26.3^{-0.2}_{-0.2}$	$16.3^{0}_{-0.7}$	$8^{0}_{-0.1}$	30	M5x0.8	8	10	10	4.3	35	Ø21H9↧3
25	11	30	25	63.6	102.7	63	$33.3^{-0.5}_{-0.2}$	$19.3^{0}_{-0.8}$	$10^{0}_{-0.1}$	36	M6x1	10	12	12	5.1	36.5	Ø26H9↧3.5
32	12	40(49)	29	67(76)	113(122)	97	$48^{-0.5}_{0}$	$26^{0}_{-0.5}$	$12^{0}_{-0.1}$	46	M6x1	10	13	13	5.1	48(57)	Ø34H9↧4
40	15	49(62)	36	83(96)	139(152)	119	$60^{-0.7}_{-0}$	$30^{0}_{-0.5}$	$14^{0}_{-0.1}$	56	M8x1.25	13	16	17	6.6	58(71)	Ø42H9↧4

缸径(Bore)	O	P	Q	R	S	T	U	V	W	X	Y	Z	Y1	Y2	AA	BB	CC	DD	EE
10	11.4	M2.5x0.45	3	5.7	M3x0.5	23	9	19	$5^{0}_{-0.05}$	11	Ø2H9↧3	$16.4^{\pm0.05}$	$5.2^{\pm0.02}$	$7.6^{\pm0.02}$	18	12	-	-	-
16	16	M3x0.5	4	7	M5x0.8	30.6	7.5	19	$8^{0}_{-0.05}$	13	Ø3H9↧3	$23.6^{\pm0.05}$	$6.5^{\pm0.02}$	$11^{\pm0.02}$	22	15	11.6	2.1	5.8
20	18.6	M4x0.7	5	9	M5x0.8	42	10	23	$10^{0}_{-0.05}$	15	Ø4H9↧4	$27.6^{\pm0.05}$	$7.5^{\pm0.02}$	$16.8^{\pm0.02}$	32	18	14	2.1	9
25	22	M5x0.8	6	12	M5x0.8	52	10.7	23.5	$12^{0}_{-0.05}$	20	Ø4H9↧4	$33.6^{\pm0.05}$	$10^{\pm0.02}$	$21.8^{\pm0.02}$	40	22	19	3.5	11.5
32	26	M6x1	7	14	M5x0.8	60	11	31(37)	$15^{0}_{-0.05}$	24	Ø5H9↧5	$40^{\pm0.1}$	$12^{\pm0.02}$	$23^{\pm0.02}$	46	26	24	3.3	11.5
40	32	M8x1.25	9	17	M5x0.8	72	12	38(45)	$18^{0}_{-0.05}$	28	Ø5H9↧5	$48^{\pm0.1}$	$14^{\pm0.02}$	$29^{\pm0.02}$	56	32	29.4	3.7	13

注)( )内的尺寸为单动的尺寸
The size of the single action is within ().

平行夹
Parallel Gripper

型号表示方法
Model representation methods

[标准型]
Standard type

GMHZL2- 20 D

长行程型
Long Stroke type

缸径
Bore

D 双作用式 Double action
S 单作用式(常开) Single action(Open)

产品信息
Product information

货号 PN	型号 Model	缸径 Bore	压力范围(MPa) Pressure Range		温度范围 Temperature range	重复精度 Repetition accuracy	最高使用频率 (c.p.m) Maximum frequency of use	接管口径 Nozzle diameter	重量 Weight	夹持力(N) Gripping force (N)			两侧开闭行程（mm） Opening and closing stroke on both sides
			单作用 Single Action	双作用 Double action						单动 Single Action	双动 Double action		
										外径 External	外径 External	内径 Internal	
1.Y09405	GMHZL2-10S	10	0.35~0.7	/	-10~60℃	±0.01	120	M3*0.5	63g	7.1	11	17	8
1.Y07974	GMHZL2-10D	10	/	0.2~0.7	-10~60℃	±0.01	120	M3*0.5	59g	7.1	11	17	8
1.Y08175	GMHZL2-16S	16	0.25~0.7	/	-10~60℃	±0.01	120	M5*0.8	139g	27	34	45	12
1.Y08146	GMHZL2-16D	16	/	0.1~0.7	-10~60℃	±0.01	120	M5*0.8	130g	27	34	45	12
1.Y09882	GMHZL2-20S	20	0.25~0.7	/	-10~60℃	±0.01	120	M5*0.8	218g	33	42	66	18
1.Y07975	GMHZL2-20D	20	/	0.1~0.7	-10~60℃	±0.01	120	M5*0.8	211g	33	42	66	18
1.Y09883	GMHZL2-25S	25	0.25~0.7	/	-10~60℃	±0.01	120	M5*0.8	302g	50	65	104	22
1.Y08802	GMHZL2-25D	25	/	0.1~0.7	-10~60℃	±0.01	120	M5*0.8	293g	50	65	104	22

备注：
1、采用空气流体
2、动作方式单作用双作用（可选）
3、可选无触点磁性开关

Notes:
1, Air Fluid
2, action mode single-acting double-acting (optional)
3, optional non-contact magnetic switch

尺寸表（mm）
Dimensions table

GMHZL2-10□磁性开关安装槽尺寸
GMHZL2-10□Magnetic Switch Mounting Groove Dimensions

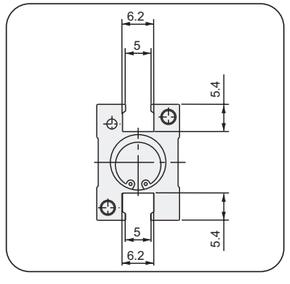

注）使用磁性开关时，气爪不可以通孔安装
Note) When using Magnetic switches, throughhole mounting is not possible.

GMHZL2- □□磁性开关安装槽尺寸
GMHZL2- □□ Magnetic Switch Mounting Groove Dimensions

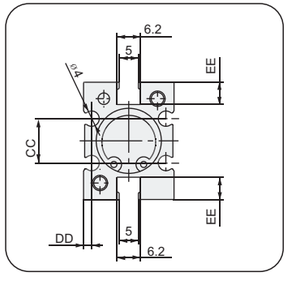

注）使用 磁性开关D-Y59、D-Y69及D-Y7 时,气爪不可以通孔安 装
Note) When using Magnetic switchesD-Y59、D-Y69、D-Y7, throughhole mounting is not possible.

平行夹
Parallel Gripper

图纸
Drawing

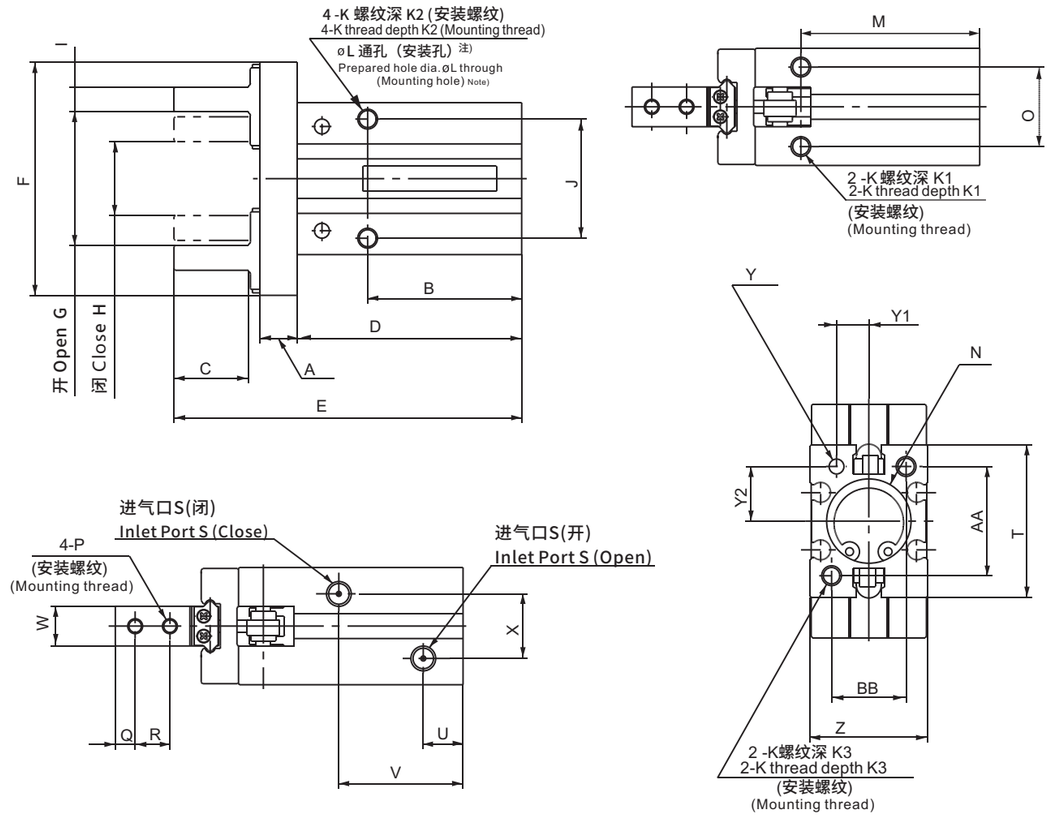

* 单作用的场合，一侧通口变成呼吸孔。
* For single action, the port on one side is a breathing hole.

尺寸表（mm）
Dimensions table

缸径(Bore)	A	B	C	D	E	F	G	H	I	J	K	K1	K2	K3	øL	M	N
10	6	25(35)	12	37.8(47.8)	57(67)	35	$19.2^{-0.2}_{0}$	$11.2^{0}_{-0.4}$	$4^{0}_{-0.1}$	16	M3x0.5	6	5.5	6	2.6	29(39)	Ø11H9↧2
16	7.5	31(36)	15	45.2(50.2)	70(75)	47	$26.9^{-0.2}_{0}$	$14.9^{0}_{-0.4}$	$5^{0}_{-0.1}$	24	M4x0.7	4.5	8	8	3.4	36(41)	Ø17H9↧2
20	9.5	36(42)	20	58(64)	90(96)	62	$34.3^{-0.4}_{0}$	$16.3^{0}_{-0.4}$	$8^{0}_{-0.1}$	30	M5x0.5	8	10	10	4.3	43(49)	Ø21H9↧3
25	11	40(50)	25	66.9(76.9)	106(116)	75	$41.3^{-0.6}_{0}$	$19.3^{0}_{-0.4}$	$10^{0}_{-0.1}$	36	M6x1	10	12	12	5.1	48(58)	Ø26H9↧3.5

缸径(Bore)	O	P	Q	R	S	T	U	V	W	X	Y	Z	Y1	Y2	AA	BB	CC	DD	EE
10	11.4	M2.5x0.45	3	5.7	M3x0.5	23	8	21(31)	$5^{0}_{-0.05}$	11	Ø2H9↧3	$16.4^{\pm0.05}$	$5.2^{\pm0.02}$	$7.6^{\pm0.02}$	18	12	-	-	-
16	16	M3x0.5	4	7	M5x0.8	30.6	8	25(30)	$8^{0}_{-0.05}$	13	Ø2H9↧3	$23.6^{\pm0.05}$	$6.5^{\pm0.02}$	$11^{\pm0.02}$	22	15	11.6	2.1	5.8
20	18.6	M4x0.7	5	9	M5x0.8	42	10	30(36)	$10^{0}_{-0.05}$	15	Ø4H9↧4	$27.6^{\pm0.05}$	$7.5^{\pm0.02}$	$16.8^{\pm0.02}$	32	18	14	2.1	9
25	22	M5x0.8	6	12	M5x0.8	52	10	33(43)	$12^{0}_{-0.05}$	20	Ø4H9↧4	$33.6^{\pm0.05}$	$10^{\pm0.02}$	$21.8^{\pm0.02}$	40	22	19	3.5	11.5

注)( )内的尺寸为单动的尺寸
The size of the single action is within ().

水口夹具
Sprue Gripper

本体使用超硬铝材料，重量轻刚性强，寿命长。
组装时可选择螺纹安装和CRG部品安装.
Main body being made of high-strength Aluminium , light weight , strong rigidity and long life cycle.
Using threaded components or CRG's components when to assemble.

型号表示方法
Model representation methods

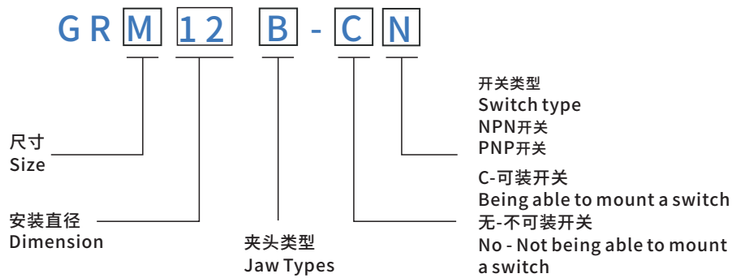

开关接线说明
Switch wiring instructions

NPN输出型 / NPN output type

输入、输出电路图
Input and output circruit diagrams

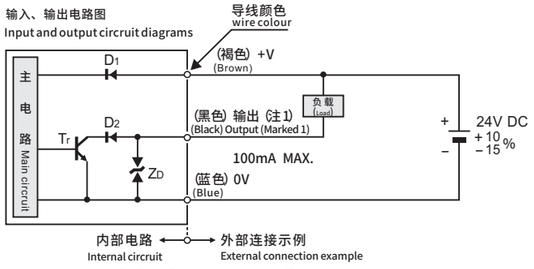

(注1): 输出未装备短路保护电路。请勿直接连接电源或容性负载。
(Marked 1)Output is not equipped with short-circuit protection circuit.
Do not connect directly to power or capacitive loads

PNP输出型/ PNP output type

输入、输出电路图
Input and output circruit diagrams

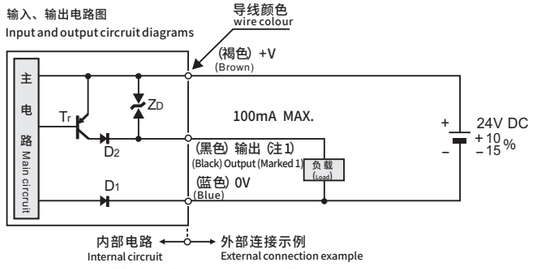

(注1): 输出未装备短路保护电路。请勿直接连接电源或容性负载。
(Marked 1)Output is not equipped with short-circuit protection circuit.
Do not connect directly to power or capacitive loads

案例
Case



选配件
Accessorier selection

接近传感器
Sensor
1.PNP
2.NPN

开关货号(PN)	型号(Model)
7.Y00800	PNP
7.Y00801	NPN

注： 线长为1米
Note: The length is 1 meter

型材、钢管 Profile、SUS Tube
支架模组 Stents Module
快换 Quick Changer
夹具组件 Grip Module
气动剪刀 Air Nipper
真空组件 Vacuum Module
附件 Accessory Components

水口夹具
Sprue Gripper

水口夹具GR(S/M/L/X)系列（无传感器）
Series GR-Sprue Gripper (Without Sensor)


GRS08


GRM12A


GRL12A


GRX20

水口夹具GR(S/M/L/X)系列（带传感器）
Series GR -Sprue Gripper (With Sensor)


GRS08-CN(CP)


GRM12A-CN(CP)


GRL12A-CN(CP)


GRX20-CN(CP)

货号(PN)	型号(Model)	信号开关(Switch type)	抓取力(F)	重量(Weight)
8.Y00214	GRS08	-	5N	18g
8.Y00011	GRS08-CN	NPN	5N	40g
8.Y00012	GRS08-CP	PNP	5N	40g
8.Y00103	GRM12A	-	28N	46g
8.Y00009	GRM12A-CN	NPN	28N	60g
8.Y00010	GRM12A-CP	PNP	28N	60g
8.Y00107	GRM12B	-	28N	46g
8.Y00104	GRM12B-CN	NPN	28N	60g
8.Y00105	GRM12B-CP	PNP	28N	60g
8.Y00108	GRL12A	-	45N	94g
8.Y00001	GRL12A-CN	NPN	45N	100g
8.Y00002	GRL12A-CP	PNP	45N	100g
8.Y00213	GRX20	-	80N	180g
8.Y00013	GRX20-CN	NPN	80N	192g
8.Y00014	GRX20-CP	PNP	80N	192g

GRS08系列
GRS08 Series

产品描述
Product Description

GRS08系列
本体使用超硬铝材料，重量轻刚性强，寿命长。
组装时可选择螺纹安装和CRG部品安装.
Series GRS08
Main body being made of high-strength Aluminium , light weight , strong rigidity and long life cycle.
Using threaded components or CRG's components when to assemble.

钻石齿
Diamond tooth

GRS08
无传感器(Without Sensor)

GRS08-CN(CP)
带传感器(With Sensor)

图纸
Drawing

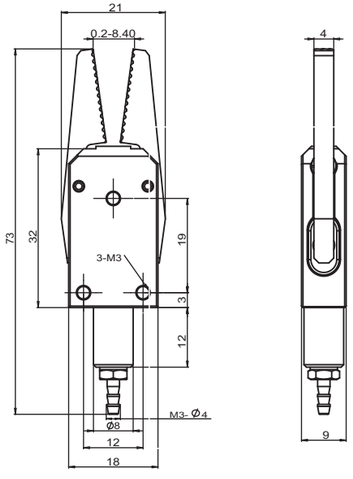

无传感器(Without Sensor)

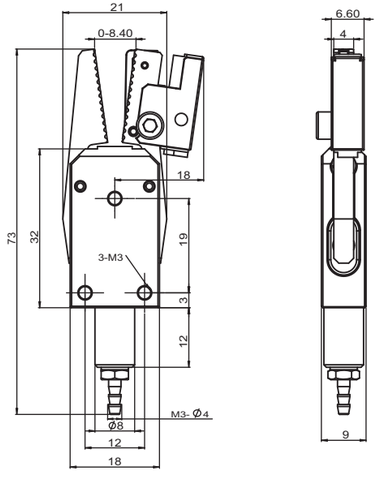

带传感器(With Sensor)

产品规格
Product specifications

货号(PN)	型号(Model)	传感器(Sensor)	抓取力(F)	重量(Weight)
8.Y00214	GRS08	-	5N	18g
8.Y00011	GRS08-CN	NPN	5N	40g
8.Y00012	GRS08-CP	PNP	5N	40g

GRM12系列
GRM12 Series

产品描述
Product Description

GRM12系列
本体使用超硬铝材料，重量轻刚性强，寿命长。
组装时可选择螺纹安装和CRG部品安装.
Series GRM12
Main body being made of high-strength Aluminium , light weight , strong rigidity and long life cycle.
Using threaded components or CRG's components when to assemble.

A钻石齿
A Diamond tooth

B斜齿
B Helical tooth

GRM12A
无传感器(Without Sensor)

GRM12A-CN(CP)
带传感器(With Sensor)

图纸
Drawing

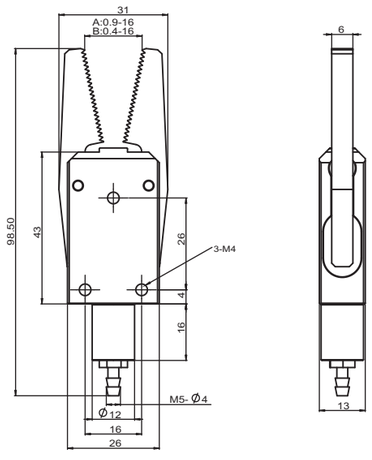

无传感器(Without Sensor)

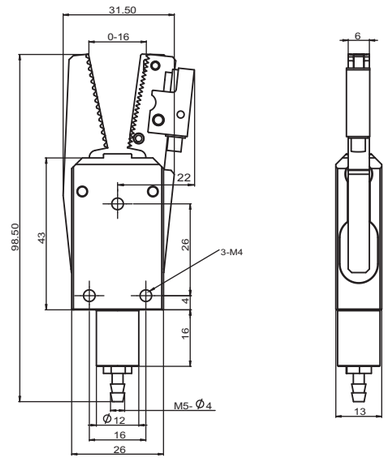

带传感器(With Sensor)

产品规格
Product specifications

货号(PN)	型号(Model)	传感器(Sensor)	抓取力(F)	重量(Weight)
8.Y00103	GRM12A	-	28N	46g
8.Y00107	GRM12B	-	28N	46g
8.Y00009	GRM12A-CN	NPN	28N	60g
8.Y00010	GRM12A-CP	PNP	28N	60g
8.Y00104	GRM12B-CN	NPN	28N	60g
8.Y00105	GRM12B-CP	PNP	28N	60g

GRL12系列
GRL12 Series

产品描述
Product Description

GRL12系列
本体使用超硬铝材料，重量轻刚性强，寿命长。
组装时可选择螺纹安装和CRG部品安装.
Series GRL12
Main body being made of high-strength Aluminium , light weight , strong rigidity and long life cycle.
Using threaded components or CRG's components when to assemble.

钻石齿
Diamond tooth

GRL12A
无传感器(Without Sensor)

GRL12A-CN(CP)
带传感器(With Sensor)

图纸
Drawing

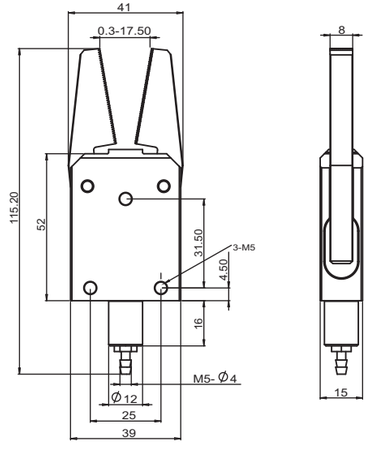

无传感器(Without Sensor)

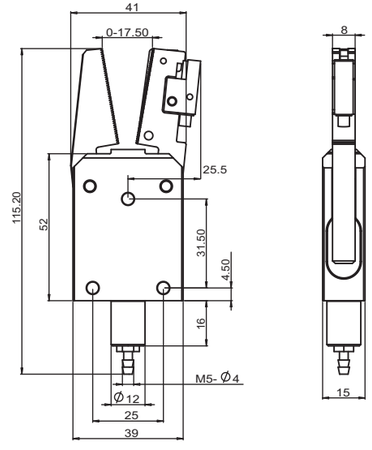

带传感器(With Sensor)

产品规格
Product specifications

货号(PN)	型号(Model)	传感器(Sensor)	抓取力(F)	重量(Weight)
8.Y00108	GRL12A	-	45N	94g
8.Y00001	GRL12A-CN	NPN	45N	100g
8.Y00002	GRL12A-CP	PNP	45N	100g

GRX20系列
GRX20 Series

产品描述
Product Description

GRX20系列
本体使用超硬铝材料，重量轻刚性强，寿命长。
组装时可选择螺纹安装和CRG部品安装.
Series GRX20
Main body being made of high-strength Aluminium , light weight , strong rigidity and long life cycle.
Using threaded components or CRG's components when to assemble.

钻石齿
Diamond tooth

GRX20
无传感器(Without Sensor)

GRX20-CN(CP)
带传感器(With Sensor)

图纸
Drawing

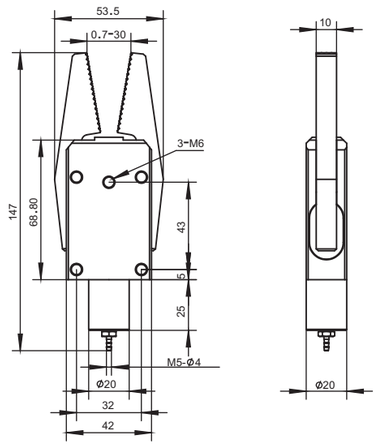

无传感器(Without Sensor)

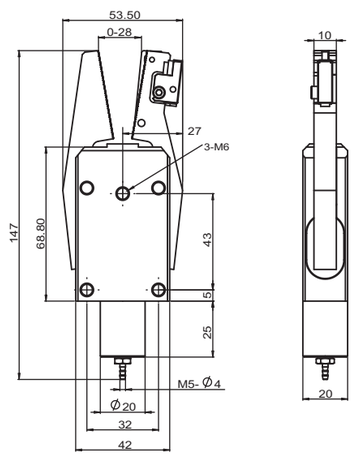

带传感器(With Sensor)

产品规格
Product specifications

货号(PN)	型号(Model)	传感器(Sensor)	抓取力(F)	重量(Weight)
8.Y00213	GRX20	-	80N	180g
8.Y00013	GRX20-CN	NPN	80N	192g
8.Y00014	GRX20-CP	PNP	80N	192g

水口夹具
Sprue Gripper

本体使用超硬铝材料，重量轻刚性强，寿命长。
组装时可选择螺纹安装和CRG部品安装.
Main body being made of high-strength Aluminium , light weight , strong rigidity and long life cycle.
Using threaded components or CRG's components when to assemble.

型号表示方法
Model representation methods

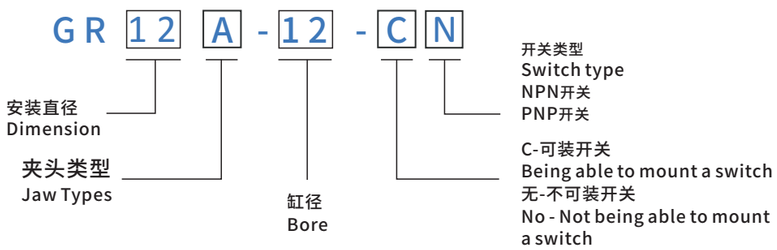

开关接线说明
Switch wiring instructions

NPN输出型 / NPN output type

输入、输出电路图
Input and output circuit diagrams

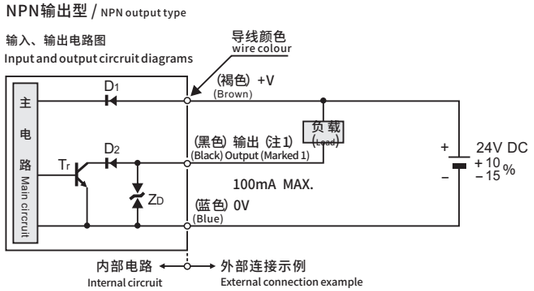

导线颜色
wire colour

(注1): 输出未装备短路保护电路。请勿直接连接电源或容性负载。
(Marked 1)Output is not equipped with short-circuit protection circuit.
Do not connect directly to power or capacitive loads

PNP输出型/ PNP output type

输入、输出电路图
Input and output circuit diagrams

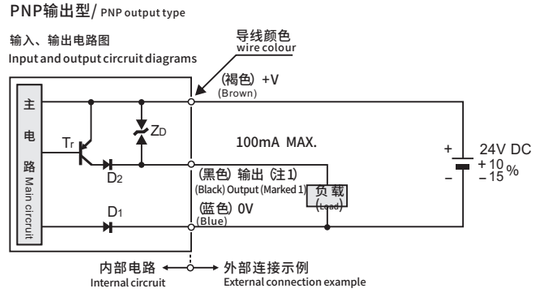

导线颜色
wire colour

(注1): 输出未装备短路保护电路。请勿直接连接电源或容性负载。
(Marked 1)Output is not equipped with short-circuit protection circuit.
Do not connect directly to power or capacitive loads

案例
Case



选配件
Accessorier selection

开关
Sensor
1.PNP
2.NPN

开关货号(PN)	型号(Model)
1.Y07261	MAP-8S2P1/F(PNP)
1.Y07405	MAP-8S2N1/F(NPN)

注： 线长为1米
Note: The length is 1 meter

型材、钢管 Profile、SUS Tube
支架模组 Stents Module
快换 Quick Changer
夹具组件 Grip Module
气动剪刀 Air Nipper
真空组件 Vacuum Module
附件 Accessory Components

水口夹具
Sprue Gripper

GR05A-10
无传感器(Without Sensor)

GR10A-12
GR12A-12
GR12M-12(钢制钳口steel jaws)
无传感器(Without Sensor)

GR12B-12
无传感器
(Without Sensor)

GR12L-12
无传感器
(Without Sensor)

GR10A-12-CP
GR12A-12-CN(CP)
GR12M-12-CN(CP)(钢制钳口steel jaws)
带传感器(With Sensor)

GR12B-12-CN(CP)
带传感器
(With Sensor)

货号(PN)	型号(Model)	传感器(Sensor)	抓取力(F)	重量(Weight)
8.Y00348	GR05A-10	-	12N	9.6g
8.Y00268	GR10A-12	-	28N	44g
8.Y00267	GR10A-12-CP	PNP	28N	70g
8.Y00305	GR10A-12-CN	NPN	28N	70g
8.Y00370	GR10D-12	-	28N	42g
8.Y00369	GR10D-12-CP	PNP	28N	61g
8.Y01034	GR10D-12-CN	NPN	28N	61g
8.Y00048	GR12A-12	-	28N	44g
8.Y00050	GR12A-12-CP	PNP	28N	70g
8.Y00091	GR12A-12-CN	NPN	28N	70g
8.Y00245	GR12B-12	-	28N	44g
8.Y00261	GR12B-12-CP	PNP	28N	70g
8.Y00262	GR12B-12-CN	NPN	28N	70g
8.Y00307	GR10L-12	-	28N	50g
8.Y00308	GR12L-12	-	28N	50g
8.Y01053	GR10L-12-CP	PNP	28N	116g
8.Y01053	GR10L-12-CN NEW	NPN	28N	116g
8.Y01053	GR12L-12-CP NEW	PNP	28N	116g
8.Y01053	GR12L-12-CN NEW	NPN	28N	116g
8.Y00419(钢制钳口steel jaws)	GR12M-12	-	28N	66.2g
8.Y00421(钢制钳口steel jaws)	GR12M-12-CP	PNP	28N	82.5g
8.Y00420(钢制钳口steel jaws)	GR12M-12-CN	NPN	28N	82.5g
8.Y01011	GR10N-12	-	28N	42g
8.Y01012	GR12N-12	-	28N	42g
8.Y01018	GR12N-12-CP NEW	PNP	28N	74.3g
8.Y01083	GR12N-12-CN NEW	NPN	28N	74.3g

GR05A系列
GR05A Series

产品描述
Product Description

GR05A系列
本体使用超硬铝材料，重量轻刚性强，寿命长。
组装时可选择螺纹安装和CRG部品安装.
Series GR05A
Main body being made of high-strength Aluminium , light weight , strong rigidity and long life cycle.
Using threaded components or CRG's components when to assemble.

锯齿
Jagged

GR05A-10
无传感器(Without Sensor)

图纸
Drawing

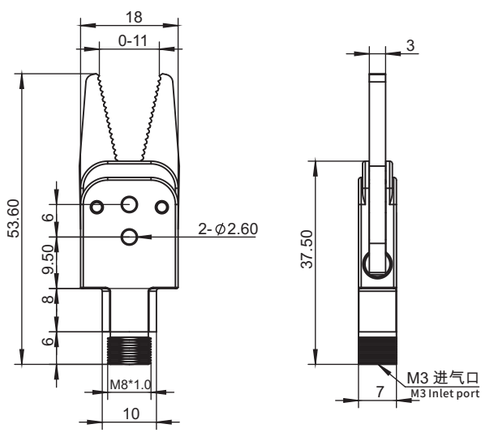

产品规格
Product specifications

货号(PN)	型号(Model)	传感器(Sensor)	抓取力(F)	重量(Weight)
8.Y00348	GR05A-10	-	12N	9.6g

GR10A系列
GR10A Series

产品描述
Product Description

GR10A系列
本体使用超硬铝材料，重量轻刚性强，寿命长。
组装时可选择螺纹安装和CRG部品安装.
Series GR10A
Main body being made of high-strength Aluminium , light weight , strong rigidity and long life cycle.
Using threaded components or CRG's components when to assemble.

钻石齿
Diamond tooth

MAP-8S2P1/F(PNP)
MAP-8S2N1/F(NPN)

GR10A-12
无传感器(Without Sensor)

GR10A-12-CN(CP)
带传感器(With Sensor)

图纸
Drawing

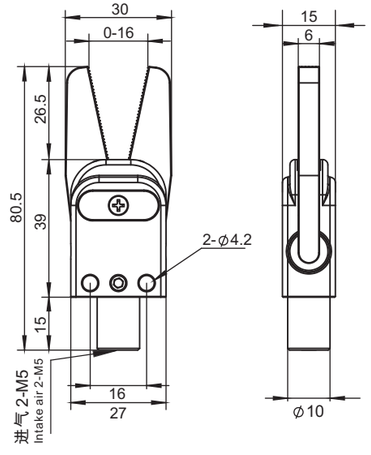

无传感器(Without Sensor)

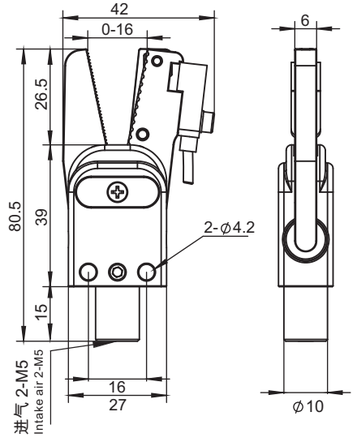

带传感器(With Sensor)

产品规格
Product specifications

货号(PN)	型号(Model)	传感器(Sensor)	抓取力(F)	重量(Weight)
8.Y00268	GR10A-12	-	28N	44g
8.Y00267	GR10A-12-CP	PNP	28N	70g
8.Y00305	GR10A-12-CN	NPN	28N	70g

GR10D系列
GR10D Series

产品描述
Product Description

GR10D系列
本体使用超硬铝材料，重量轻刚性强，寿命长。
组装时可选择螺纹安装和CRG部品安装.
Series GR10D
Main body being made of high-strength Aluminium , light weight , strong rigidity and long life cycle.
Using threaded components or CRG's components when to assemble.

斜齿
Helical tooth

GR10D-12
无传感器(Without Sensor)

MAP-8S2P1/F(PNP)
MAP-8S2N1/F(NPN)

GR10D-12-CP(CN)
带传感器(With Sensor)

图纸
Drawing

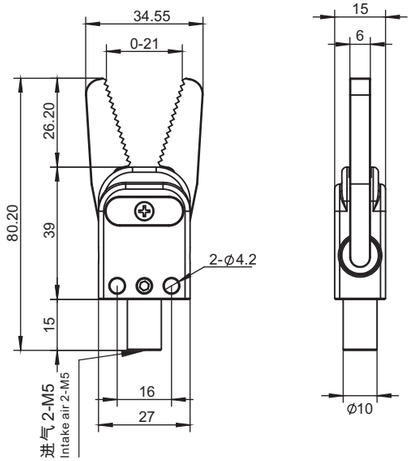

无传感器(Without Sensor)

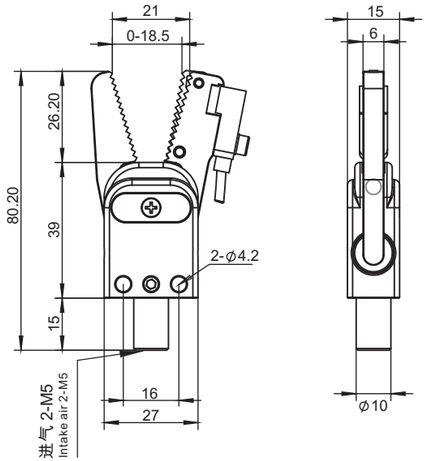

带传感器(With Sensor)

产品规格
Product specifications

货号(PN)	型号(Model)	传感器(Sensor)	抓取力(F)	重量(Weight)
8.Y00370	GR10D-12	-	28N	42g
8.Y00369	GR10D-12-CP	PNP	28N	61g
8.Y01034	GR10D-12-CN	NPN	28N	61g

GR12A系列
GR12A Series

产品描述
Product Description

GR12A系列
本体使用超硬铝材料，重量轻刚性强，寿命长。
组装时可选择螺纹安装和CRG部品安装.
Series GR12A
Main body being made of high-strength Aluminium , light weight , strong rigidity and long life cycle.
Using threaded components or CRG's components when to assemble.

钻石齿
Diamond tooth

GR12A-12
无传感器(Without Sensor)

MAP-8S2P1/F (PNP)
MAP-8S2N1/F (NPN)

GR12A-12-CN(CP)
带传感器(With Sensor)

图纸
Drawing

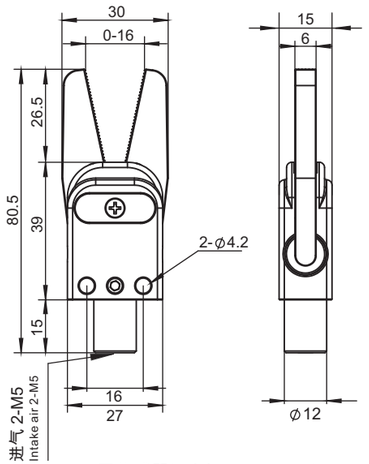

无传感器(Without Sensor)

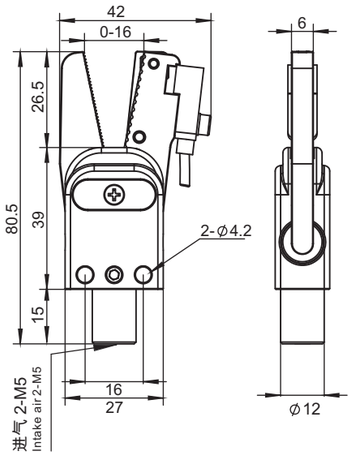

带传感器(With Sensor)

产品规格
Product specifications

货号(PN)	型号(Model)	传感器(Sensor)	抓取力(F)	重量(Weight)
8.Y00048	GR12A-12	-	28N	44g
8.Y00050	GR12A-12-CP	PNP	28N	70g
8.Y00091	GR12A-12-CN	NPN	28N	70g

GR12B系列
GR12B Series

产品描述
Product Description

GR12B系列
本体使用超硬铝材料，重量轻刚性强，寿命长。
组装时可选择螺纹安装和CRG部品安装.
Series GR12B
Main body being made of high-strength Aluminium , light weight , strong rigidity and long life cycle.
Using threaded components or CRG's components when to assemble.

斜齿
Helical tooth

GR12B-12
无传感器(Without Sensor)

GR12B-12-CP(CN)
带传感器(With Sensor)

图纸
Drawing

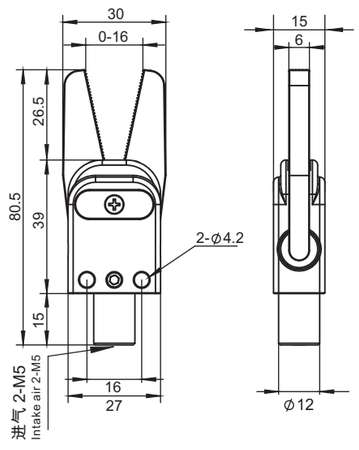

无传感器(Without Sensor)

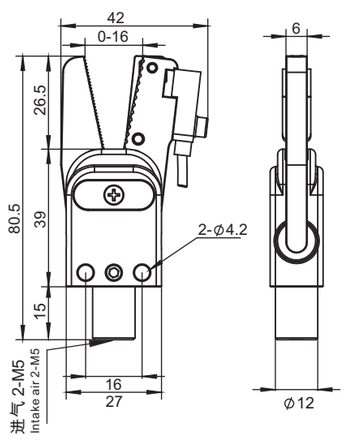

带传感器(With Sensor)

产品规格
Product specifications

货号(PN)	型号(Model)	传感器(Sensor)	抓取力(F)	重量(Weight)
8.Y00245	GR12B-12	-	28N	44g
8.Y00261	GR12B-12-CP	PNP	28N	70g
8.Y00262	GR12B-12-CN	NPN	28N	70g

GR10/12L系列
GR12L Series

产品描述
Product Description

GR12L系列
本体使用超硬铝材料，重量轻刚性强，寿命长。
组装时可选择螺纹安装和CRG部品安装。
加宽钳口，加持的更稳更牢。
Series GR12L
Main body being made of high-strength Aluminium , light weight , strong rigidity and long life cycle.
Using threaded components or CRG's components when to assemble.
Wider Jaws, hold more stable and firm.

GR12L-12
无传感器(Without Sensor)

GR12L-12-CP(CN)
带传感器(With Sensor)

图纸
Drawing

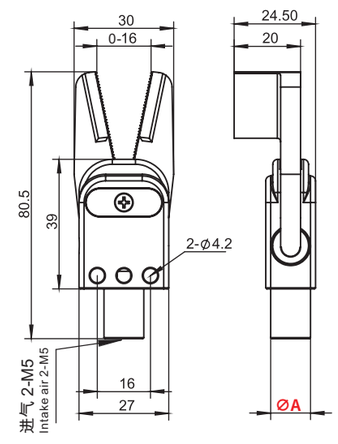

无传感器(Without Sensor)

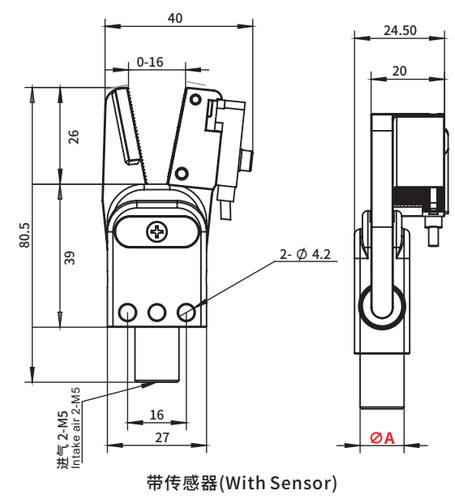

带传感器(With Sensor)

产品规格
Product specifications

货号(PN)	型号(Model)	A	传感器(Sensor)	抓取力(F)	重量(Weight)
8.Y00307	GR10L-12	Ø10	-	28N	50g
8.Y00308	GR12L-12	Ø12	-	28N	50g
8.Y01053	GR10L-12-CP	Ø10	PNP	28N	116g
8.Y01054	GR10L-12-CN	Ø10	NPN	28N	116g
8.Y01020	GR12L-12-CP	Ø12	PNP	28N	116g
8.Y01021	GR12L-12-CN	Ø12	NPN	28N	116g

GR12M系列
GR12M Series

产品描述
Product Description

GR12M系列
本体使用超硬铝材料，重量轻刚性强，寿命长。
组装时可选择螺纹安装和CRG部品安装.
Series GR12M
Main body being made of high-strength Aluminium , light weight , strong rigidity and long life cycle.
Using threaded components or CRG's components when to assemble.

钢制钳口
Steel jaw

GR12M-12
无传感器(Without Sensor)

MAP-8S2P1/F(PNP)
MAP-8S2N1/F(NPN)

GR12M-12-CN(CP)
带传感器(With Sensor)

图纸
Drawing

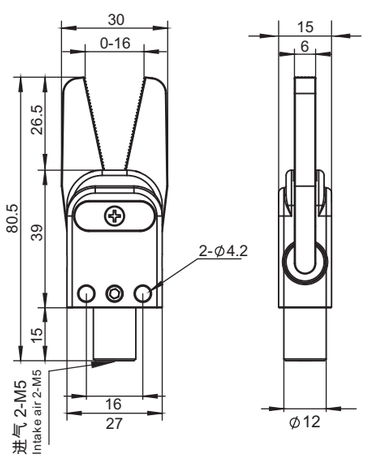

无传感器(Without Sensor)

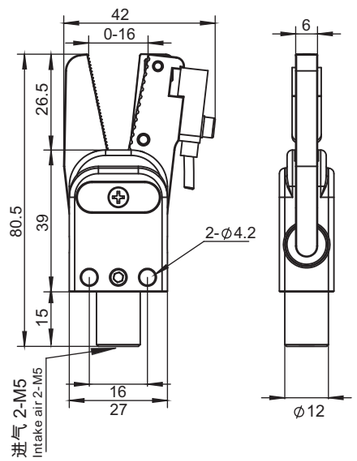

带传感器(With Sensor)

产品规格
Product specifications

货号(PN)	型号(Model)	传感器(Sensor)	抓取力(F)	重量(Weight)
8.Y00419	GR12M-12	-	28N	66.2g
8.Y00421	GR12M-12-CP	PNP	28N	82.5g
8.Y00420	GR12M-12-CN	NPN	28N	82.5g

GR10/12N系列
GR12L Series

产品描述
Product Description

GR12N系列
本体使用超硬铝材料，重量轻刚性强，寿命长。
组装时可选择螺纹安装和CRG部品安装.
Series GR12N
Main body being made of high-strength Aluminium , light weight , strong rigidity and long life cycle.
Using threaded components or CRG's components when to assemble.

GR12N-12
无传感器(Without Sensor)

MAP-8S2P1/F(PNP)
MAP-8S2N1/F(NPN)

GR12N-12-CN(CP)
带传感器(With Sensor)

图纸
Drawing

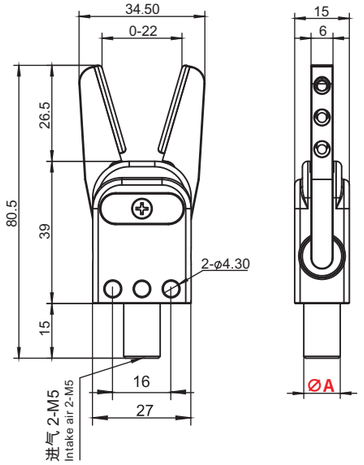

无传感器(Without Sensor)

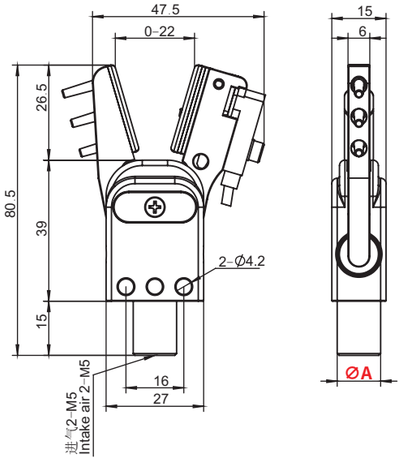

带传感器(With Sensor)

产品规格
Product specifications

货号(PN)	型号(Model)	A	传感器(Sensor)	抓取力(F)	重量(Weight)
8.Y01011	GR10N-12	Ø10	-	28N	42g
8.Y01012	GR12N-12	Ø12	-	28N	42g
8.Y01018	GR12N-12-CP	Ø12	PNP	28N	74.3g
8.Y01083	GR12N-12-CN	Ø12	NPN	28N	74.3g

水口夹具
Sprue Gripper

产品描述
Product Description

1. 本体使用超硬铝材料，重量轻刚性强，寿命长。
2. 组装时可选择螺纹安装和CRG部品安装。
3. GR系列水口夹可选择不同的夹头形状，满足多种水口的夹取。

1. Main body being made of high-strength Aluminium , light weight , strong rigidity and long life cycle.
2. Using threaded components or CRG's components when to assemble.
3. GR series of sprue gripper can choose different types of jaws to satisfy the clamping of various sprue gate.


GR20A-20
无传感器
(Without Sensor)


GR20B-20
无传感器
(Without Sensor)


GR20D-20
无传感器
(Without Sensor)


GR20C-20
无传感器
(Without Sensor)


GR20A-20-CN(CP)
带传感器
(With Sensor)


GR20B-20-CN(CP)
带传感器
(With Sensor)


GR20D-20-CN(CP)
带传感器
(With Sensor)


GR20E-20
无传感器
(Without Sensor)

货号(PN)	型号(Model)	传感器(Sensor)	抓取力(F)	重量(Weight)
8.Y00224	GR20A-20	-	80N	112g
8.Y00226	GR20A-20-CP	PNP	80N	137g
8.Y00051	GR20A-20-CN	NPN	80N	137g
8.Y00234	GR20B-20	-	80N	112g
8.Y00232	GR20B-20-CP	PNP	80N	137g
8.Y00233	GR20B-20-CN	NPN	80N	137g
8.Y00342	GR20C-20	-	80N	140g
8.Y00343	GR20D-20	-	80N	149g
8.Y00442	GR20D-20-CP	PNP	80N	173.1g
8.Y00479	GR20D-20-CN	NPN	80N	173.1g
8.Y00343-D1	GR20D-20-D1	PNP/NPN	80N	205g
8.Y00344	GR20E-20	-	80N	129g

水口夹具
Sprue Gripper

产品描述
Product Description

1. 本体使用超硬铝材料，重量轻刚性强，寿命长。
2. 组装时可选择螺纹安装和CRG部品安装。
3. GR系列水口夹可选择不同的夹头形状，满足多种水口的夹取。

1. Main body being made of high-strength Aluminium , light weight , strong rigidity and long life cycle.
2. Using threaded components or CRG's components when to assemble.
3. GR series of sprue gripper can choose different types of jaws to satisfy the clamping of various sprue gate.


GR20G-20
无传感器
(Without Sensor)


GR20H-20
无传感器
(Without Sensor)


GR20I-20
无传感器
(Without Sensor)


GR20F-20
无传感器
(Without Sensor)


GR20G-20-CN(CP)
带传感器
(With Sensor)


GR20H-20-CN(CP)
带传感器
(With Sensor)


GR20I-20-CN(CP)
带传感器
(With Sensor)


GR20D-20M
可选传感器
(Optional Sensors)

货号(PN)	型号(Model)	传感器(Sensor)	抓取力(F)	重量(Weight)
8.Y00345	GR20F-20	-	80N	128g
8.Y00433	GR20G-20	-	80N	131.1g
8.Y00472	GR20G-20-CP	PNP	80N	153.7g
8.Y00473	GR20G-20-CN	NPN	80N	153.7g
8.Y00422 (钢制钳口steel jaws)	GR20H-20	-	80N	193.1g
8.Y00424 (钢制钳口steel jaws)	GR20H-20-CP	PNP	80N	220.5g
8.Y00423 (钢制钳口steel jaws)	GR20H-20-CN	NPN	80N	220.5g
8.Y00450 (钢制钳口steel jaws)	GR20I-20	-	80N	191.6g
8.Y00470 (钢制钳口steel jaws)	GR20I-20-CP	PNP	80N	219g
8.Y00471 (钢制钳口steel jaws)	GR20I-20-CN	NPN	80N	219g
8.Y01099	GR20D-20M NEW	-	80N	163.6g
8.Y01100	GR20D-20M-CP NEW	PNP	80N	170g
8.Y01101	GR20D-20M-CN NEW	NPN	80N	170g

GR20A系列
GR20A Series

产品描述
Product Description

GR20A系列
本体使用超硬铝材料，重量轻刚性强，寿命长。
组装时可选择螺纹安装和CRG部品安装.
Series GR20A
Main body being made of high-strength Aluminium , light weight , strong rigidity and long life cycle.
Using threaded components or CRG's components when to assemble.

钻石齿
Diamond tooth

GR20A-20
无传感器(Without Sensor)

GR20A-20-CN(CP)
带传感器(With Sensor)

图纸
Drawing

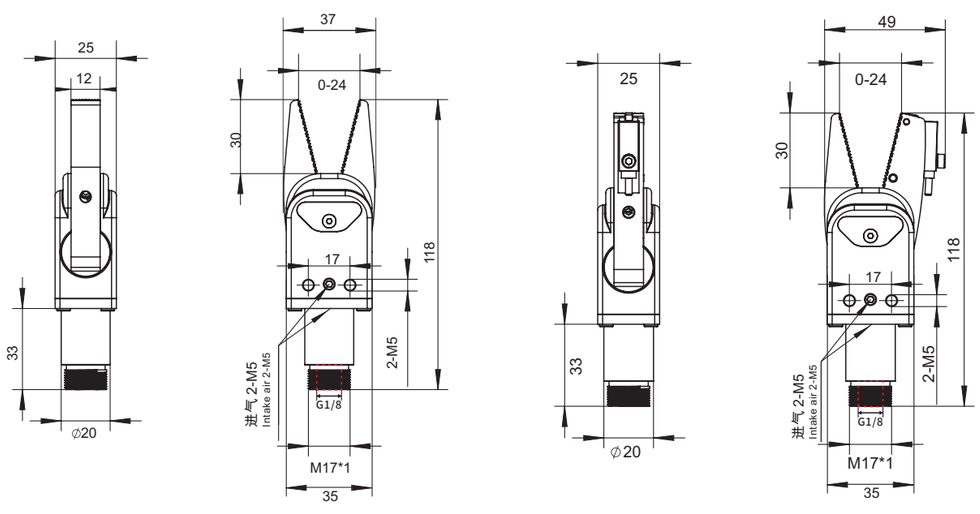

无传感器(Without Sensor)　　带传感器(With Sensor)

产品规格
Product specifications

货号(PN)	型号(Model)	传感器(Sensor)	抓取力(F)	重量(Weight)
8.Y00224	GR20A-20	-	80N	112g
8.Y00226	GR20A-20-CP	PNP	80N	137g
8.Y00051	GR20A-20-CN	NPN	80N	137g

GR20B系列
GR20B Series

产品描述
Product Description

GR20B系列
本体使用超硬铝材料，重量轻刚性强，寿命长。
组装时可选择螺纹安装和CRG部品安装.
Series GR20B
Main body being made of high-strength Aluminium , light weight , strong rigidity and long life cycle.
Using threaded components or CRG's components when to assemble.

斜齿
Helical tooth

GR20B-20
无传感器(Without Sensor)

GR20B-20-CN(CP)
带传感器(With Sensor)

图纸
Drawing

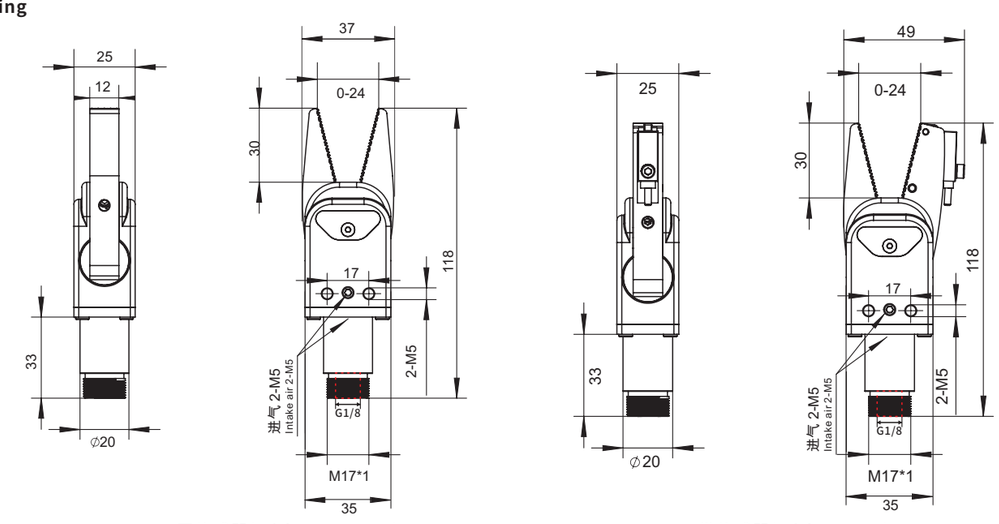

无传感器(Without Sensor)　　带传感器(With Sensor)

产品规格
Product specifications

货号(PN)	型号(Model)	传感器(Sensor)	抓取力(F)	重量(Weight)
8.Y00234	GR20B-20	-	80N	112g
8.Y00232	GR20B-20-CP	PNP	80N	137g
8.Y00233	GR20B-20-CN	NPN	80N	137g

GR20C系列
GR20C Series

产品描述
Product Description

GR20C系列
本体使用超硬铝材料，重量轻刚性强，寿命长。
组装时可选择螺纹安装和CRG部品安装.
Series GR20C
Main body being made of high-strength Aluminium , light weight , strong rigidity and long life cycle.
Using threaded components or CRG's components when to assemble.

GR20C-20
无传感器(Without Sensor)

图纸
Drawing

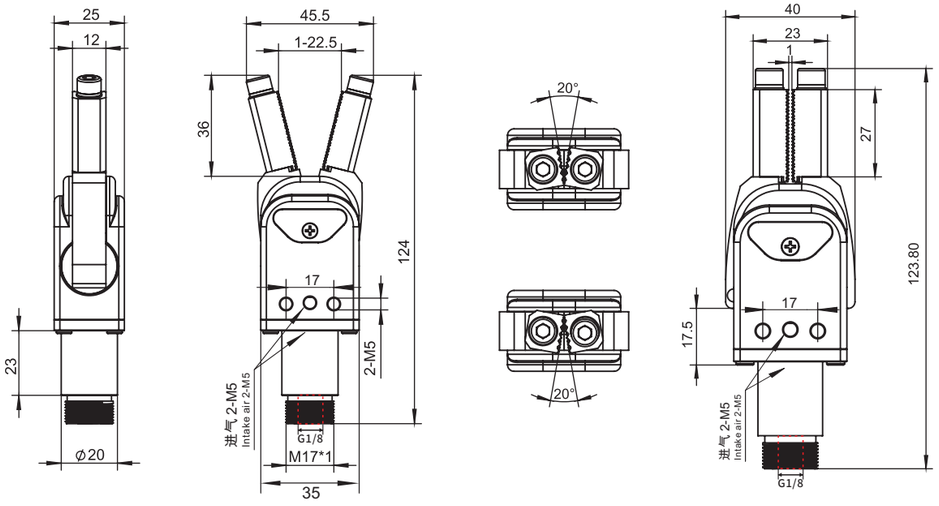

产品规格
Product specifications

货号(PN)	型号(Model)	传感器(Sensor)	抓取力(F)	重量(Weight)
8.Y00342	GR20C-20	-	80N	140g

GR20D系列
GR20D Series

产品描述
Product Description

GR20D系列
本体使用超硬铝材料，重量轻刚性强，寿命长。
组装时可选择螺纹安装和CRG部品安装.
Series GR20D
Main body being made of high-strength Aluminium , light weight , strong rigidity and long life cycle.
Using threaded components or CRG's components when to assemble.

GR20D-20
无传感器(Without Sensor)

GR20D-20-CN(CP)
带传感器(With Sensor)

图纸
Drawing

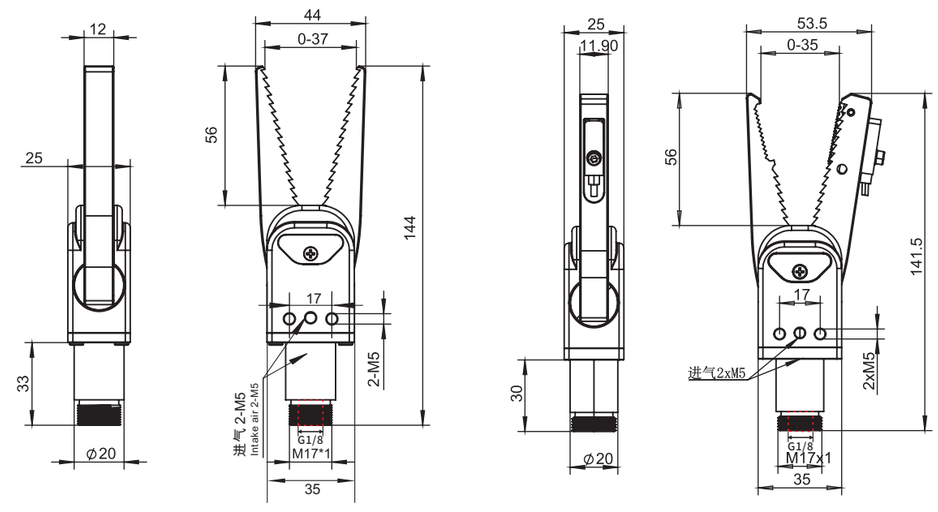

无传感器(With Sensor)　　带传感器(With Sensor)

产品规格
Product specifications

货号(PN)	型号(Model)	传感器(Sensor)	抓取力(F)	重量(Weight)
8.Y00343	GR20D-20	-	80N	149g
8.Y00442	GR20D-20-CP	PNP	80N	173.1g
8.Y00479	GR20D-20-CN	NPN	80N	173.1g

GR20M系列
GR20MSeries

产品描述
Product Description

GR20M系列
可以通过调节传感器的检测位置，来检测夹钳在夹取产品时是否到位。
可以实现在自动化生产中的闭环功能。
Series GR20M
The position of the sensor can be adjusted to detect whether the clamp is in place when the product is clamped.
The closed-loop function can be realized in automatic production.

GR20D-20M
可选传感器(Optional sensors)

图纸
Drawing

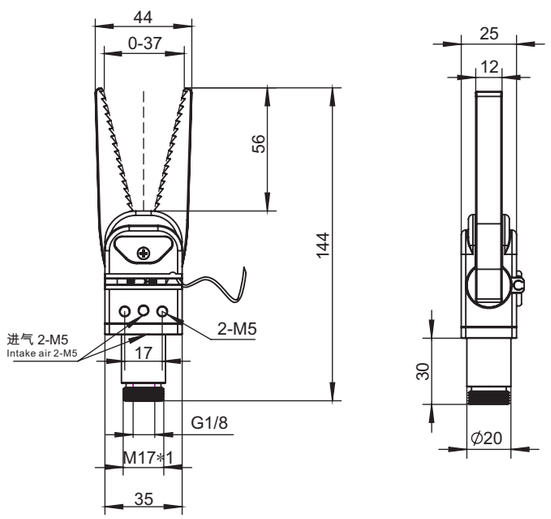

可选传感器(Optional sensors)

产品规格
Product specifications

货号(PN)	型号(Model)	传感器(Sensor)	抓取力(F)	重量(Weight)
8.Y01099	GR20D-20M	-	80N	163.6g
8.Y01100	GR20D-20M-CP	PNP	80N	170g
8.Y01101	GR20D-20M-CN	NPN	80N	170g

GR20E系列
GR20D Series

产品描述
Product Description

GR20E系列
本体使用超硬铝材料，重量轻刚性强，寿命长。
组装时可选择螺纹安装和CRG部品安装.
Series GR20E
Main body being made of high-strength Aluminium , light weight , strong rigidity and long life cycle.
Using threaded components or CRG's components when to assemble.

GR20E-20
无传感器(Without Sensor)

图纸
Drawing

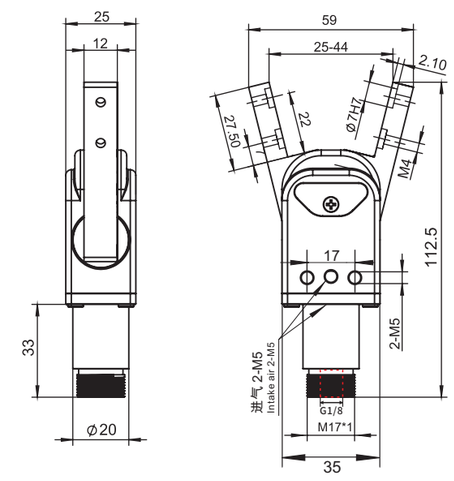

带传感器(With Sensor)

产品规格
Product specifications

货号(PN)	型号(Model)	传感器(Sensor)	抓取力(F)	重量(Weight)
8.Y00344	GR20E-20	-	80N	129g

GR20F系列
GR20D Series

产品描述
Product Description

GR20F系列
本体使用超硬铝材料，重量轻刚性强，寿命长。
组装时可选择螺纹安装和CRG部品安装.
Series GR20F
Main body being made of high-strength Aluminium , light weight , strong rigidity and long life cycle.
Using threaded components or CRG's components when to assemble.

GR20F-20
无传感器(Without Sensor)

货号(PN)	4.Y00513
型号(Model)	SIL-1026
重量(Weight)	1.7g

图纸
Drawing

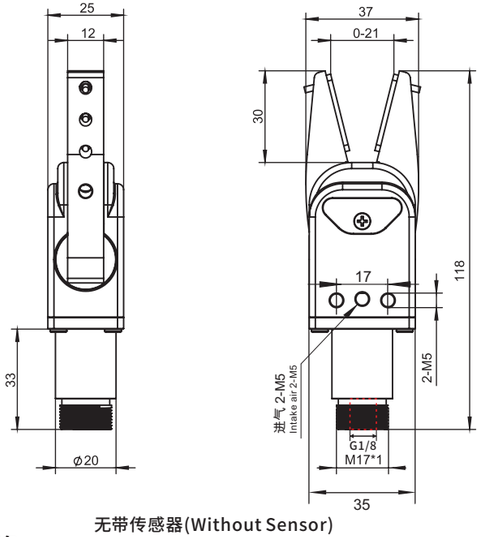

无带传感器(Without Sensor)

产品规格
Product specifications

货号(PN)	型号(Model)	传感器(Sensor)	抓取力(F)	重量(Weight)
8.Y00345	GR20F-20	-	80N	128g

GR20G系列
GR20G Series

产品描述
Product Description

GR20G系列
本体使用超硬铝材料，重量轻刚性强，寿命长。
组装时可选择螺纹安装和CRG部品安装.
Series GR20G
Main body being made of high-strength Aluminium , light weight , strong rigidity and long life cycle.
Using threaded components or CRG's components when to assemble.

GR20A-20
无传感器(Without Sensor)

GR20A-20-CN(CP)
带传感器(With Sensor)

图纸
Drawing

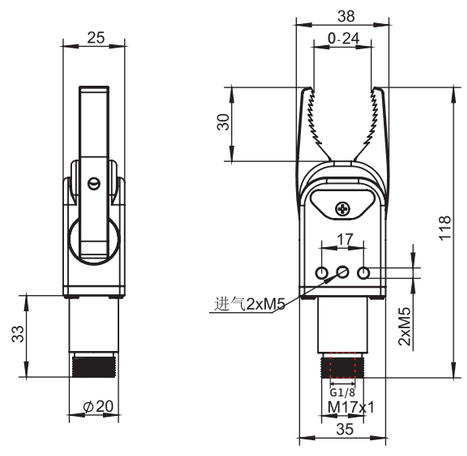

无传感器(Without Sensor)

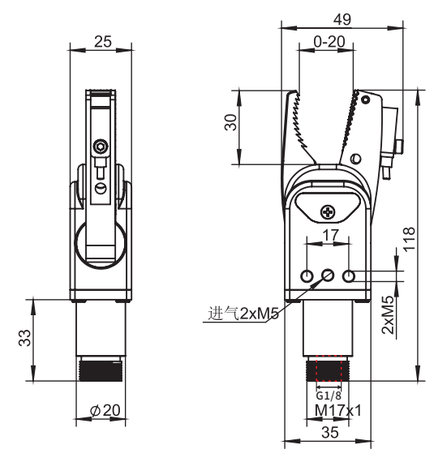

带传感器(With Sensor)

产品规格
Product specifications

货号(PN)	型号(Model)	传感器(Sensor)	抓取力(F)	重量(Weight)
8.Y00433	GR20G-20	-	80N	131.1g
8.Y00472	GR20G-20-CP	PNP	80N	153.7g
8.Y00473	GR20G-20-CN	NPN	80N	153.7g

GR20H系列
GR20H Series

产品描述
Product Description

GR20H系列
本体使用超硬铝材料，重量轻刚性强，寿命长。
组装时可选择螺纹安装和CRG部品安装.
Series GR20H
Main body being made of high-strength Aluminium , light weight , strong rigidity and long life cycle.
Using threaded components or CRG's components when to assemble.

GR20H-20
无传感器(Without Sensor)

图纸
Drawing

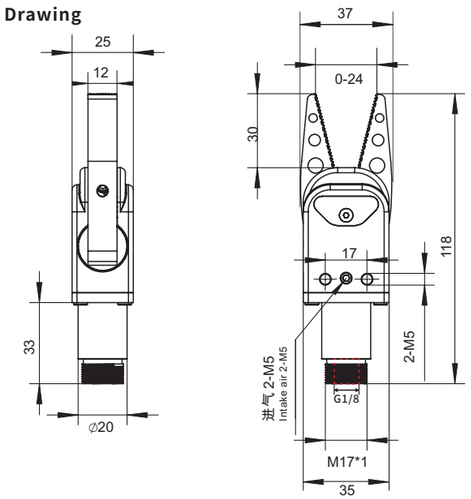

MAP-8S2P1/F (PNP)
MAP-8S2N1/F(NPN)

GR20H-20-CN(CP)
带传感器(With Sensor)

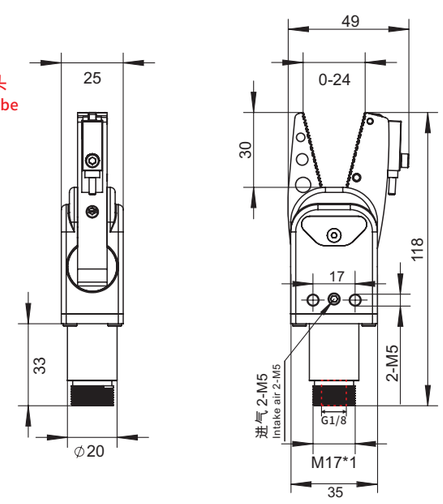

产品规格
Product specifications

货号(PN)	型号(Model)	传感器(Sensor)	抓取力(F)	重量(Weight)
8.Y00422	GR20H-20	-	80N	193.1g
8.Y00424	GR20H-20-CP	PNP	80N	220.5g
8.Y00423	GR20H-20-CN	NPN	80N	220.5g

GR20I系列
GR20I Series

产品描述
Product Description

GR20I系列
本体使用超硬铝材料，重量轻刚性强，寿命长。
组装时可选择螺纹安装和CRG部品安装.
Series GR20I
Main body being made of high-strength Aluminium , light weight , strong rigidity and long life cycle.
Using threaded components or CRG's components when to assemble.

GR20I-20
无传感器(Without Sensor)

图纸
Drawing

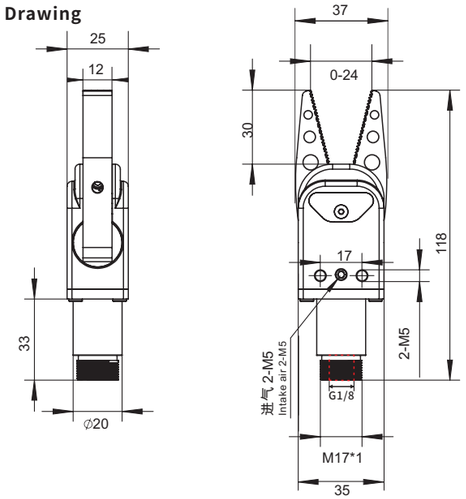

MAP-8S2P1/F (PNP)
MAP-8S2N1/F(NPN)

GR20I-20-CN(CP)
带传感器(With Sensor)

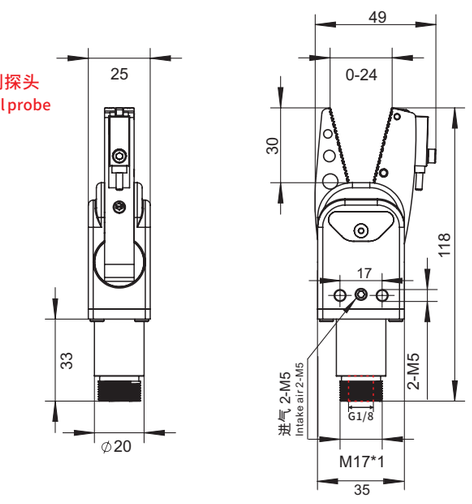

产品规格
Product specifications

货号(PN)	型号(Model)	传感器(Sensor)	抓取力(F)	重量(Weight)
8.Y00450	GR20I-20	-	80N	191.6g
8.Y00470	GR20I-20-CP	PNP	80N	219.1g
8.Y00471	GR20I-20-CN	NPN	80N	219.1g

水口夹具
Sprue Gripper

产品描述
Product Description

1. 双动作或弹簧开启 (-NO)。
2. 不同重量和尺寸均具有很高的夹紧力。
3. 不同的紧固选项。
4. 可选的磁传感器

1. Double acting or spring open (-NO).
2. Very high gripping force related to the weight and dimensions.
3. Different options for fastening.
4. Optional magnetic sensors.

GRA20A
无传感器
(Without Sensor)

GRA20A-CN(CP)
带传感器
(With Sensor)

GRA20C-CN(CP)
带传感器
(With Sensor)

货号(PN)	型号(Model)	传感器(Sensor)	抓取力(F)	重量(Weight)
8.Y00391	GRA20A	-	80N	110g
8.Y00392	GRA20A-CP	PNP	80N	115g
8.Y00393	GRA20A-CN	NPN	80N	115g
8.Y00434	GRA20C-CP	PNP	80N	135g
8.Y00435	GRA20C-CN	NPN	80N	135g

GRA20A系列
GRA20A Series

产品描述
Product Description

1. 双动作或弹簧开启 (-NO)。
2. 不同重量和尺寸均具有很高的夹紧力。
3. 不同的紧固选项。
4. 可选的磁传感器

1. Double acting or spring open (-NO).
2. Very high gripping force related to the weight and dimensions.
3. Different options for fastening.
4. Optional magnetic sensors.

GRA20A
无传感器(Without Sensor)



GRA20A-CN(CP)
带传感器(With Sensor)

图纸
Drawing

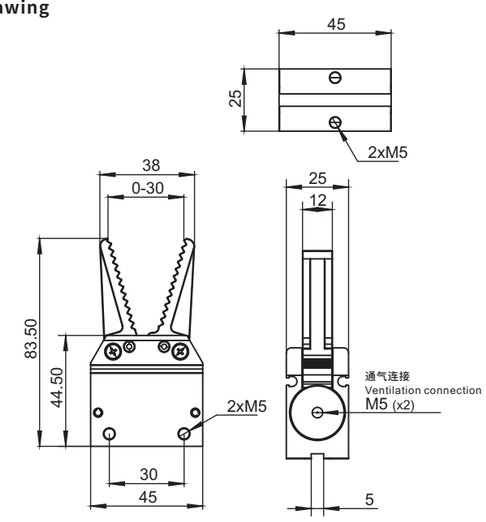

无传感器(Without Sensor)

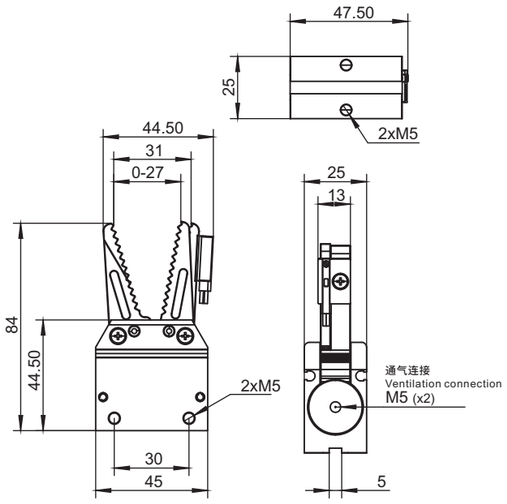

带传感器(With Sensor)

产品规格
Product specifications

货号(PN)	型号(Model)	传感器(Sensor)	抓取力(F)	重量(Weight)
8.Y00391	GRA20A	-	80N	110g
8.Y00392	GRA20A-CP	PNP	80N	115g
8.Y00393	GRA20A-CN	NPN	80N	115g

GRA20C系列
GRA20C Series

产品描述
Product Description

1. 双动作或弹簧开启 (-NO)。
2. 不同重量和尺寸均具有很高的夹紧力。
3. 不同的紧固选项。
4. 可选的磁传感器

1. Double acting or spring open (-NO).
2. Very high gripping force related to the weight and dimensions.
3. Different options for fastening.
4. Optional magnetic sensors.

GRA20C-CN(CP)
带传感器(With Sensor)

图纸
Drawing

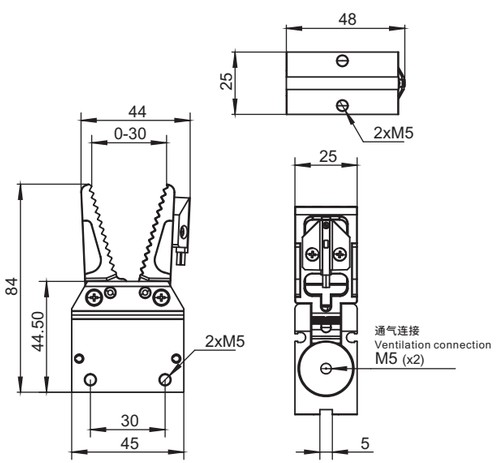

带传感器(With Sensor)

产品规格
Product specifications

货号(PN)	型号(Model)	传感器(Sensor)	抓取力(F)	重量(Weight)
8.Y00434	GRA20C-CP	PNP	80N	135g
8.Y00435	GRA20C-CN	NPN	80N	135g

水口夹具
Sprue Gripper

产品描述
Product Description

1. 本体使用超硬铝材料，重量轻刚性强，寿命长。
2. 组装时可选择螺纹安装和CRG部品安装。
3. GR系列水口夹可选择不同的夹头形状，满足多种水口的夹取。

1. Main body being made of high-strength Aluminium , light weight , strong rigidity and long life cycle.
2. Using threaded components or CRG's components when to assemble.
3. GR series of sprue gripper can choose different types of jaws to satisfy the clamping of various sprue gate.

GRT20A
无传感器
(Without Sensor)

GRT20B
无传感器
(Without Sensor)

GRT20C
无传感器
(Without Sensor)

GRT20E
无传感器
(Without Sensor)

GRT20A-CN(CP)
带传感器
(With Sensor)

GRT20B-CN(CP)
带传感器
(With Sensor)

GRT20D
无传感器
(Without Sensor)

GRT20E-CN(CP)
带传感器
(With Sensor)

货号(PN)	型号(Model)	信号开关(Switch type)	抓取力(F)	重量(Weight)
8.Y00257	GRT20A	-	100N	111g
8.Y00258	GRT20A-CN	NPN	100N	130g
8.Y00259	GRT20A-CP	PNP	100N	130g
8.Y00279	GRT20B	-	100N	162.8g
8.Y00281	GRT20B-CN	NPN	100N	158.4g
8.Y00282	GRT20B-CP	PNP	100N	158.4g
8.Y00316	GRT20C	-	100N	144g
8.Y00317	GRT20D	-	100N	160g
8.Y01004	GRT20D-CP	PNP	100N	145g
8.Y00458	GRT20D-CN	NPN	100N	145g
8.Y00318	GRT20E	-	100N	161g
8.Y00339	GRT20E-CN	NPN	100N	165g
8.Y00340	GRT20E-CP	PNP	100N	165g
8.Y01008	GRT20F NEW	-	100N	111g

GRT20A系列
GRT20A Series

产品描述
Product Description

1. 本体使用超硬铝材料，重量轻刚性强，寿命长。
2. 组装时可选择螺纹安装和CRG部品安装。
3. GR系列水口夹可选择不同的夹头形状，满足多种水口的夹取。

1. Main body being made of high-strength Aluminium , light weight , strong rigidity and long life cycle.
2. Using threaded components or CRG's components when to assemble.
3. GR series of sprue gripper can choose different types of jaws to satisfy the clamping of various sprue gate.

GRT20A
无传感器(Without Sensor)

GRT20A-CN(CP)
带传感器(With Sensor)

图纸
Drawing

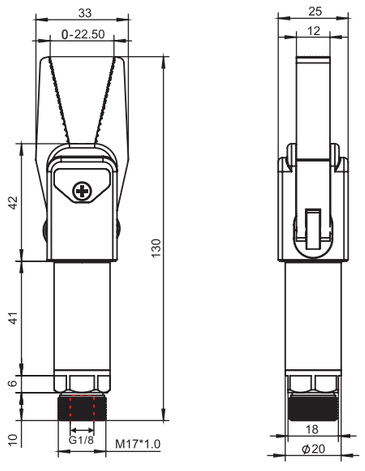

无传感器(Without Sensor)

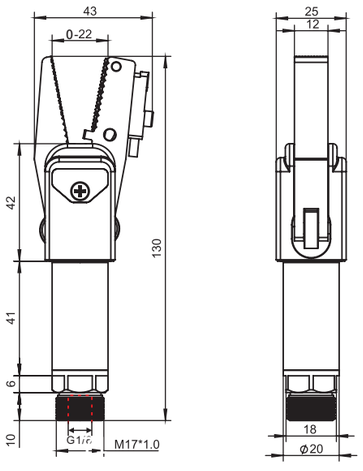

带传感器(With Sensor)

产品规格
Product specifications

货号(PN)	型号(Model)	传感器(Sensor)	抓取力(F)	重量(Weight)
8.Y00257	GRT20A	-	100N	111g
8.Y00258	GRT20A-CN	NPN	100N	130g
8.Y00259	GRT20A-CP	PNP	100N	130g

GRT20B系列
GRT20B Series

产品描述
Product Description

1. 本体使用超硬铝材料，重量轻刚性强，寿命长。
2. 组装时可选择螺纹安装和CRG部品安装。
3. GR系列水口夹可选择不同的夹头形状，满足多种水口的夹取。

1. Main body being made of high-strength Aluminium , light weight , strong rigidity and long life cycle.
2. Using threaded components or CRG's components when to assemble.
3. GR series of sprue gripper can choose different types of jaws to satisfy the clamping of various sprue gate.

GRT20B
无传感器(Without Sensor)

GRT20B-CN(CP)
带传感器(With Sensor)

图纸
Drawing

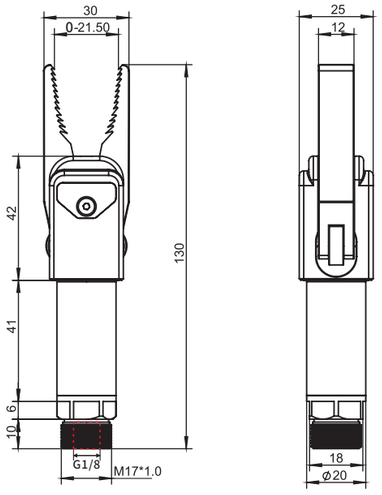

无传感器(Without Sensor)

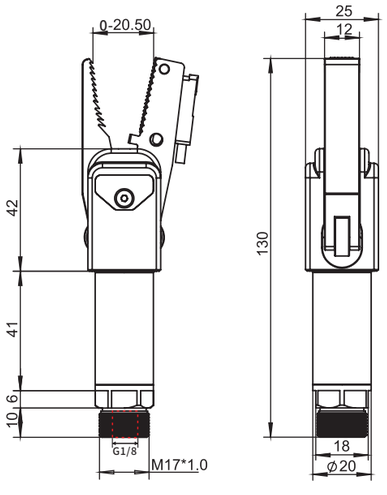

带传感器(With Sensor)

产品规格
Product specifications

货号(PN)	型号(Model)	传感器(Sensor)	抓取力(F)	重量(Weight)
8.Y00279	GRT20B	-	100N	162.8g
8.Y00281	GRT20B-CN	NPN	100N	158.4g
8.Y00282	GRT20B-CP	PNP	100N	158.4g

GRT20C系列
GRT20C Series

产品描述
Product Description

1. 本体使用超硬铝材料，重量轻刚性强，寿命长。
2. 组装时可选择螺纹安装和CRG部品安装。
3. GR系列水口夹可选择不同的夹头形状，满足多种水口的夹取。

1. Main body being made of high-strength Aluminium , light weight , strong rigidity and long life cycle.
2. Using threaded components or CRG's components when to assemble.
3. GR series of sprue gripper can choose different types of jaws to satisfy the clamping of various sprue gate.

GRT20C
无传感器(Without Sensor)

图纸
Drawing

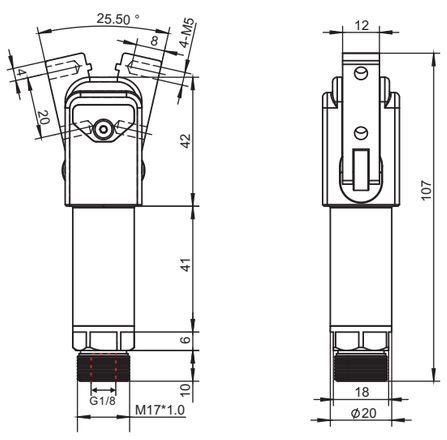

无传感器(Without Sensor)

产品规格
Product specifications

货号(PN)	型号(Model)	传感器(Sensor)	抓取力(F)	重量(Weight)
8.Y00316	GRT20C	-	100N	144g

GRT20D系列
GRT20D Series

产品描述
Product Description

1. 本体使用超硬铝材料，重量轻刚性强，寿命长。
2. 组装时可选择螺纹安装和CRG部品安装。
3. GR系列水口夹可选择不同的夹头形状，满足多种水口的夹取。

1. Main body being made of high-strength Aluminium , light weight , strong rigidity and long life cycle.
2. Using threaded components or CRG's components when to assemble.
3. GR series of sprue gripper can choose different types of jaws to satisfy the clamping of various sprue gate.

GRT20D
无传感器(Without Sensor)

GRT20D-CN(CP)
带传感器(With Sensor)

图纸
Drawing

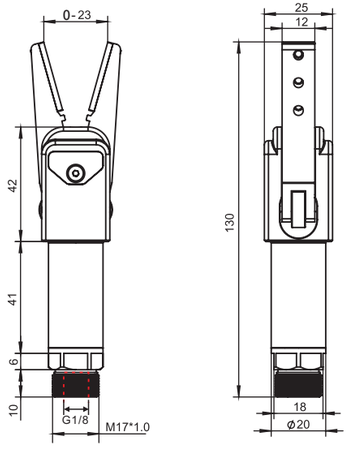

无传感器(Without Sensor)

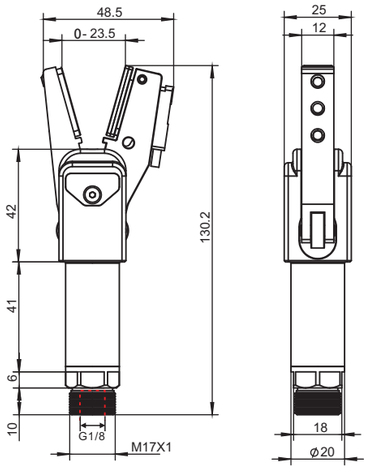

带传感器(With Sensor)

产品规格
Product specifications

货号(PN)	型号(Model)	传感器(Sensor)	抓取力(F)	重量(Weight)
8.Y00317	GRT20D	-	100N	160g
8.Y01004	GRT20D-CP	PNP	100N	145g
8.Y00458	GRT20D-CN	NPN	100N	145g

GRT20E系列
GRT20D Series

产品描述
Product Description

1. 本体使用超硬铝材料，重量轻刚性强，寿命长。

2. 组装时可选择螺纹安装和CRG部品安装。

3. GR系列水口夹可选择不同的夹头形状，满足多种水口的夹取。

1. Main body being made of high-strength Aluminium , light weight , strong rigidity and long life cycle.
2. Using threaded components or CRG's components when to assemble.
3. GR series of sprue gripper can choose different types of jaws to satisfy the clamping of various sprue gate.

GRT20D
无传感器(Without Sensor)

GRT20D-CN(CP)
带传感器(With Sensor)

图纸
Drawing

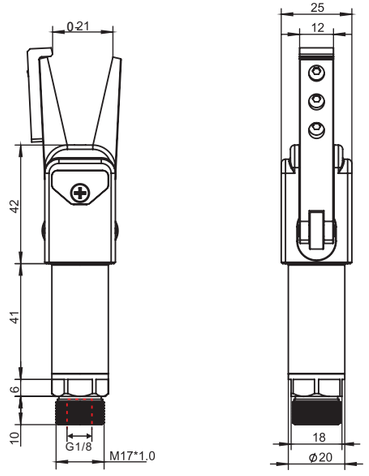

无传感器(Without Sensor)

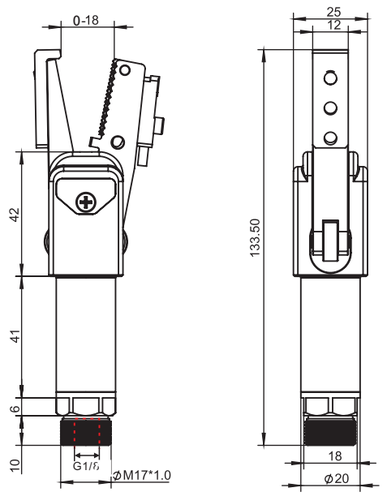

带传感器(With Sensor)

产品规格
Product specifications

货号(PN)	型号(Model)	传感器(Sensor)	抓取力(F)	重量(Weight)
8.Y00318	GRT20E	-	100N	161g
8.Y00339	GRT20E-CN	NPN	100N	165g
8.Y00340	GRT20E-CP	PNP	100N	165g

GRT20F系列
GRT20F Series

产品描述
Product Description

1.水口夹夹住产品时，阻挡件转动堵住真空检测件的气道，使得外部检测器检测到，

通过这种结构检测水口夹是否夹持产品，可靠性较高。

2.缸体内设有第一复位弹簧，阻挡件的A面设有第三复位弹簧，上夹爪和下夹爪之间

设有第三复位弹簧，使得水口夹放下夹持物品时，活塞快速复位。

3.真空检测件的气道出口处设有软垫，能够增强阻挡件与真空检测件之间的气密性，

同时能避免硬性材质抵接时的磨损。

1. When the nozzle clamps the product, the baffle rotates to block the air passage of the vacuum detector, so that the external detector can detect whether the nozzle clamps the product or not.
2. The cylinder body is provided with a first reset spring, and a third reset spring is arranged on the A face of the stopper, and a third reset spring is arranged between the upper gripper and the lower gripper, so that the piston can quickly reset when the nozzle clamp lowers the clamping object.
3. The air outlet of the vacuum test piece is provided with a cushion, which can enhance the air tightness between the barrier piece and the vacuum test piece, and can avoid the abrasion when the hard material resists.

GRT20F
无传感器(Without Sensor)

图纸
Drawing

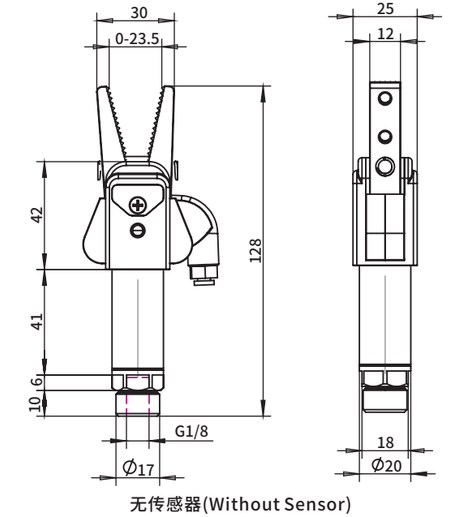

无传感器(Without Sensor)

产品规格
Product specifications

货号(PN)	型号(Model)	传感器(Sensor)	抓取力(F)	重量(Weight)
8.Y01008	GRT20F	-	100N	111g

水口夹具
Sprue Gripper

产品描述
Product Description

带齿标准爪，双作用功能。
完全兼容CRG的模块化EOAT/夹取系统。
轴直径25毫米，选配30毫米。
要求:
工作气压 6 bar。
需要过滤干燥空气

Standard jaws with teeth, Double action function.
Fully compatible with CRG's modular EOAT/gripper system.
Shaft diameter 25mm, optional 30mm.
Requirements:
Working air pressure 6 bar.
Requires filtered dry air.


GRP32A
无传感器
(Without Sensor)


GRP32B
无传感器
(Without Sensor)


GRP32A-30
无传感器
(Without Sensor)


GRP32B-30
无传感器
(Without Sensor)


GRP32A-CN(CP)
带传感器
(With Sensor)


GRP32B-CN(CP)
带传感器
(With Sensor)


GRP32A-30CN(CP)
带传感器
(With Sensor)


GRP32B-30CN(CP)
带传感器
(With Sensor)

货号(PN)	型号(Model)	传感器(Sensor)	闭合力(F)	重量(Weight)
8.Y00278	GRP32A	-	200N	604g
8.Y00462	GRP32A-CP	PNP	200N	658g
8.Y00463	GRP32A-CN	NPN	200N	658g
8.Y00388	GRP32B	-	200N	608g
8.Y00466	GRP32B-CP	PNP	200N	662.4g
8.Y00467	GRP32B-CN	NPN	200N	662.4g
8.Y00315	GRP32A-30	-	200N	1276g
8.Y00464	GRP32A-30CP	PNP	200N	1330g
8.Y00465	GRP32A-30CN	NPN	200N	1330g
8.Y00387	GRP32B-30	-	200N	1282g
8.Y00399	GRP32B-30CP	PNP	200N	1336g
8.Y00411	GRP32B-30CN	NPN	200N	1336g

水口夹具
Sprue Gripper

产品描述
Product Description

带齿标准爪，双作用功能。
完全兼容CRG的模块化EOAT/夹取系统。
轴直径25毫米，选配30毫米。
要求:
工作气压 6 bar。
需要过滤干燥空气

Standard jaws with teeth, Double action function.
Fully compatible with CRG's modular EOAT/gripper system.
Shaft diameter 25mm, optional 30mm.
Requirements:
Working air pressure 6 bar.
Requires filtered dry air.


GRP32C
无传感器
(Without Sensor)


GRP32A-3020
无传感器
(Without Sensor)


GRP32B-3020
无传感器
(Without Sensor)


GRP32C-3020
无传感器
(Without Sensor)


GRP32C-30
无传感器
(Without Sensor)


GRP32A-3020CN(CP)
带传感器
(With Sensor)


GRP32B-3020CN(CP)
带传感器
(With Sensor)

货号(PN)	型号(Model)	传感器(Sensor)	闭合力(F)	重量(Weight)
8.Y00468	GRP32A-3020	-	200N	1600g
8.Y00469	GRP32A-3020CP	PNP	200N	1654g
8.Y00477	GRP32A-3020CN	NPN	200N	1654g
8.Y00478	GRP32B-3020	-	200N	1604g
8.Y00416	GRP32B-3020CP	PNP	200N	1658g
8.Y00417	GRP32B-3020CN	NPN	200N	1658g
8.Y00412	GRP32C	-	200N	614g
8.Y00415	GRP32C-30	-	200N	1286g
8.Y00418	GRP32C-3020	-	200N	1610g

GRP32A系列
GRP32A Series

产品描述
Product Description

带齿标准爪，双作用功能。
完全兼容CRG的模块化EOAT/夹取系统。
轴直径25毫米，选配30毫米。
要求:
工作气压 6 bar。
需要过滤干燥空气

Standard jaws with teeth, Double action function.
Fully compatible with CRG's modular EOAT/gripper system.
Shaft diameter 25mm, optional 30mm.
Requirements:
Working air pressure 6 bar.
Requires filtered dry air.

斜齿
Helical tooth

MAP-8S2P1/F (PNP)
MAP-8S2N1/F (NPN)

直径Ø25、选配Ø30
可更换长度50、100、150
Diameter ø25, select ø30
Length can changes to 50、100、150

GRP32A
无传感器(Without Sensor)

直径Ø25、选配Ø30
可更换长度50、100、150
Diameter ø25, select ø30
Length can changes to 50、100、150

GRP32A-CN(CP)
带传感器(With Sensor)

图纸
Drawing

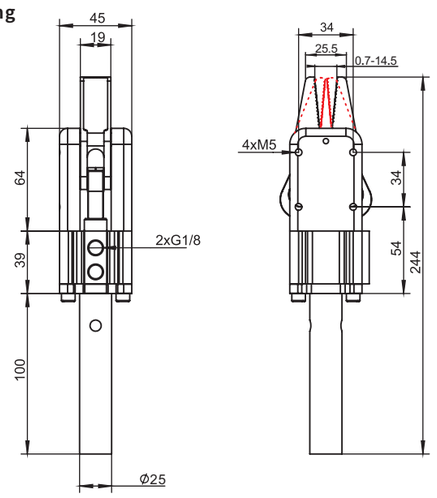

无传感器(Without Sensor)

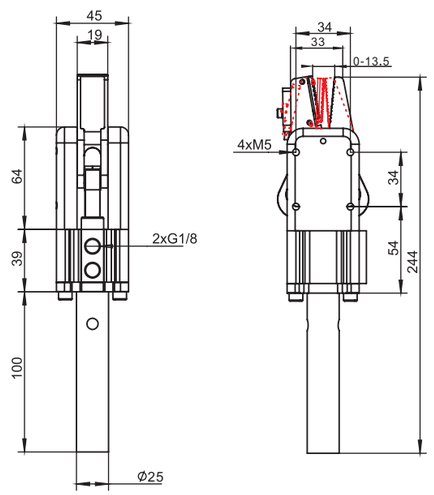

带传感器(With Sensor)

产品规格
Product specifications

货号(PN)	型号(Model)	传感器(Sensor)	闭合力(F)	重量(Weight)
8.Y00278	GRP32A	-	200N	604g
8.Y00462	GRP32A-CP	PNP	200N	658g
8.Y00463	GRP32A-CN	NPN	200N	658g

GRP32B系列
GRP32B Series

产品描述
Product Description

带齿标准爪，双作用功能。
完全兼容CRG的模块化EOAT/夹取系统。
轴直径25毫米，选配30毫米。
要求:
工作气压 6 bar。
需要过滤干燥空气

Standard jaws with teeth, Double action function.
Fully compatible with CRG's modular EOAT/gripper system.
Shaft diameter 25mm, optional 30mm.
Requirements:
Working air pressure 6 bar.
Requires filtered dry air.

钻石齿
Diamond tooth

MAP-8S2P1/F (PNP)
MAP-8S2N1/F (NPN)

直径Ø25、选配Ø30
可更换长度50、100、150
Diameter ø25, select ø30
Length can changes to 50、100、150

GRP32B
无传感器(Without Sensor)

直径Ø25、选配Ø30
可更换长度50、100、150
Diameter ø25, select ø30
Length can changes to 50、100、150

GRP32B-CN(CP)
带传感器(With Sensor)

图纸
Drawing

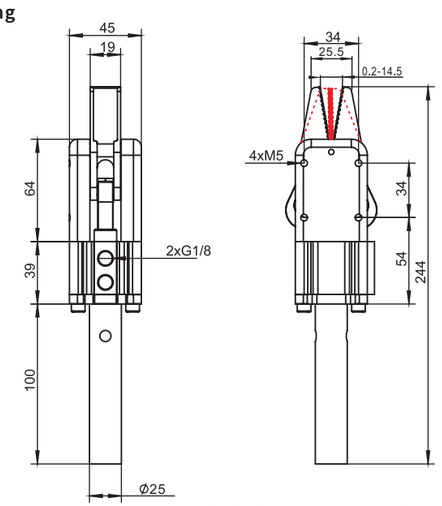

无传感器(Without Sensor)

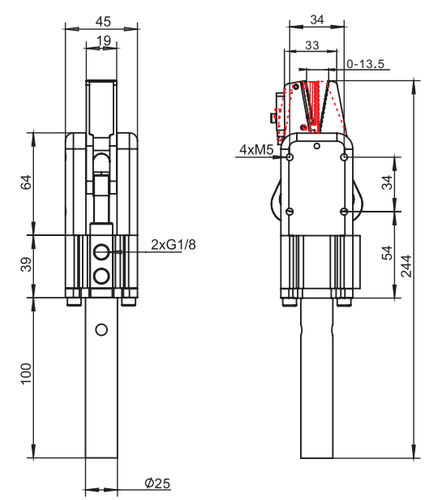

带传感器(With Sensor)

产品规格
Product specifications

货号(PN)	型号(Model)	传感器(Sensor)	闭合力(F)	重量(Weight)
8.Y00388	GRP32B	-	200N	608g
8.Y00466	GRP32B-CP	PNP	200N	662.4g
8.Y00467	GRP32B-CN	NPN	200N	622.4g

GRP32A-30系列
GRP32A-30 Series

产品描述
Product Description

带齿标准爪，双作用功能。
完全兼容CRG的模块化EOAT/夹取系统。
轴直径25毫米，选配30毫米。
要求:
工作气压 6 bar。
需要过滤干燥空气

Standard jaws with teeth, Double action function.
Fully compatible with CRG's modular EOAT/gripper system.
Shaft diameter 25mm, optional 30mm.
Requirements:
Working air pressure 6 bar.
Requires filtered dry air.

斜齿
Helical tooth

MAP-8S2P1/F (PNP)
MAP-8S2N1/F (NPN)

直径Ø25、选配Ø30
可更换长度50、100、150
Diameter ø25, select ø30
Length can changes to 50、100、150

GRP32A-30
无传感器(Without Sensor)

直径Ø25、选配Ø30
可更换长度50、100、150
Diameter ø25, select ø30
Length can changes to 50、100、150

GRP32A-30CN(CP)
带传感器(With Sensor)

图纸
Drawing

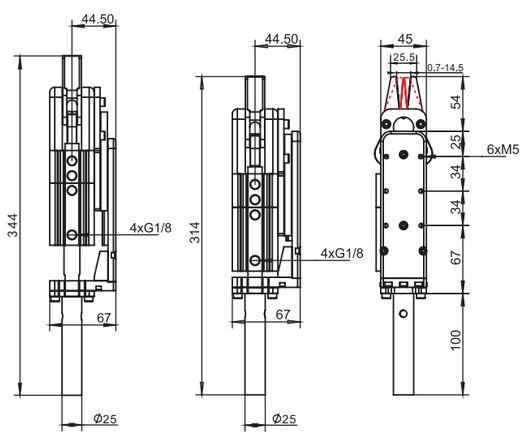

无传感器(Without Sensor)

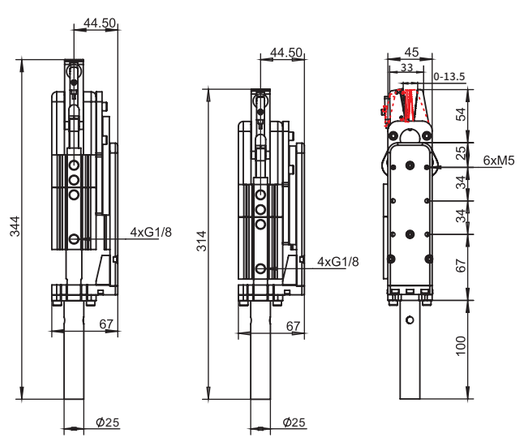

带传感器(With Sensor)

产品规格
Product specifications

货号(PN)	型号(Model)	传感器(Sensor)	抓取力(F)	重量(Weight)
8.Y00315	GRP32A-30	-	200N	1276g
8.Y00464	GRP32A-30CP	PNP	200N	1330g
8.Y00465	GRP32A-30CN	NPN	200N	1330g

GRP32B-30系列
GRP32B-30 Series

产品描述
Product Description

带齿标准爪，双作用功能。
完全兼容CRG的模块化EOAT/夹取系统。
轴直径25毫米，选配30毫米。
要求:
工作气压 6 bar。
需要过滤干燥空气

Standard jaws with teeth, Double action function.
Fully compatible with CRG's modular EOAT/gripper system.
Shaft diameter 25mm, optional 30mm.
Requirements:
Working air pressure 6 bar.
Requires filtered dry air.

钻石齿
Diamond tooth

MAP-8S2P1/F (PNP)
MAP-8S2N1/F (NPN)

直径Ø25、选配Ø30
可更换长度50、100、150
Diameter ø25, select ø30
Length can changes to 50、100、150

GRP32B-30
无传感器(Without Sensor)

直径Ø25、选配Ø30
可更换长度50、100、150
Diameter ø25, select ø30
Length can changes to 50、100、150

GRP32B-30CN(CP)
带传感器(With Sensor)

图纸
Drawing

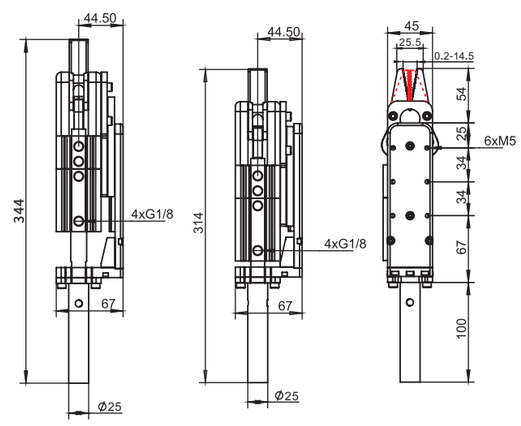

无传感器(Without Sensor)

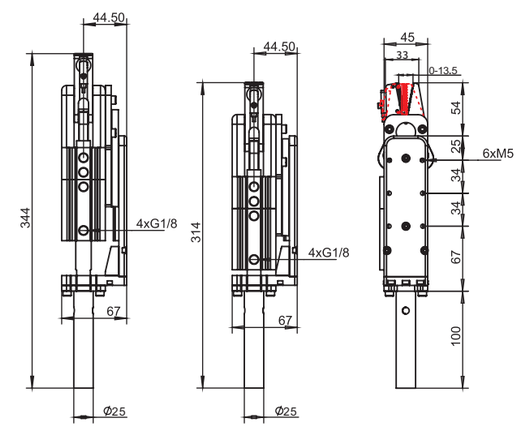

带传感器(With Sensor)

产品规格
Product specifications

货号(PN)	型号(Model)	传感器(Sensor)	抓取力(F)	重量(Weight)
8.Y00387	GRP32B-30	-	200N	1282g
8.Y00399	GRP32B-30CP	PNP	200N	1336g
8.Y00411	GRP32B-30CN	NPN	200N	1336g

GRP32A-3020系列
GRP32A-3020 Series

产品描述
Product Description

带齿标准爪，双作用功能。
完全兼容CRG的模块化EOAT/夹取系统。
轴直径25毫米，选配30毫米。
要求:
工作气压 6 bar。
需要过滤干燥空气

Standard jaws with teeth, Double action function.
Fully compatible with CRG's modular EOAT/gripper system.
Shaft diameter 25mm, optional 30mm.
Requirements:
Working air pressure 6 bar.
Requires filtered dry air.

斜齿
Helical tooth

MAP-8S2P1/F (PNP)
MAP-8S2N1/F (NPN)

直径Ø25、选配Ø30
可更换长度50、100、150
Diameter ø25, select ø30
Length can changes to 50、100、150

GRP32A-3020
无传感器(Without Sensor)

直径Ø25、选配Ø30
可更换长度50、100、150
Diameter ø25, select ø30
Length can changes to 50、100、150

GRP32A-3020CN(CP)
带传感器(With Sensor)

图纸
Drawing

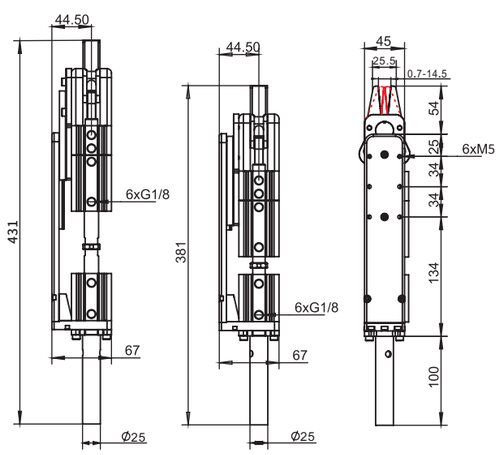

无传感器(Without Sensor)

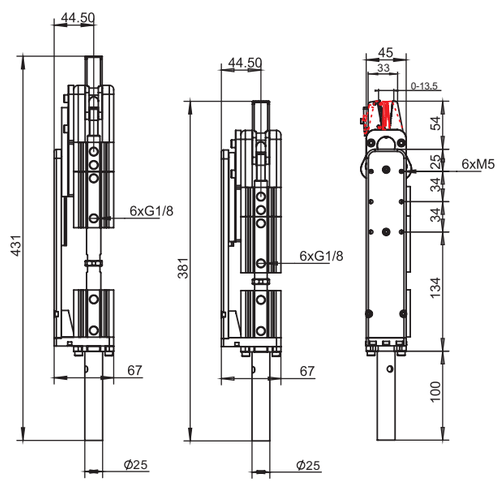

带传感器(With Sensor)

产品规格
Product specifications

货号(PN)	型号(Model)	传感器(Sensor)	闭合力(F)	重量(Weight)
8.Y00468	GRP32A-3020	-	200N	1600g
8.Y00469	GRP32A-3020CP	PNP	200N	1654g
8.Y00477	GRP32A-3020CN	NPN	200N	1654g

GRP32B-3020系列
GRP32B-3020 Series

产品描述
Product Description

带齿标准爪，双作用功能。
完全兼容CRG的模块化EOAT/夹取系统。
轴直径25毫米，选配30毫米。
要求:
工作气压 6 bar。
需要过滤干燥空气

Standard jaws with teeth, Double action function.
Fully compatible with CRG's modular EOAT/gripper system.
Shaft diameter 25mm, optional 30mm.
Requirements:
Working air pressure 6 bar.
Requires filtered dry air.

钻石齿
Diamond tooth

MAP-8S2P1/F (PNP)
MAP-8S2N1/F (NPN)

直径Ø25、选配Ø30
可更换长度50、100、150
Diameter ø25, select ø30
Length can changes to 50、100、150

GRP32B-3020
无传感器(Without Sensor)

直径Ø25、选配Ø30
可更换长度50、100、150
Diameter ø25, select ø30
Length can changes to 50、100、150

GRP32B-3020CN(CP)
带传感器(With Sensor)

图纸
Drawing

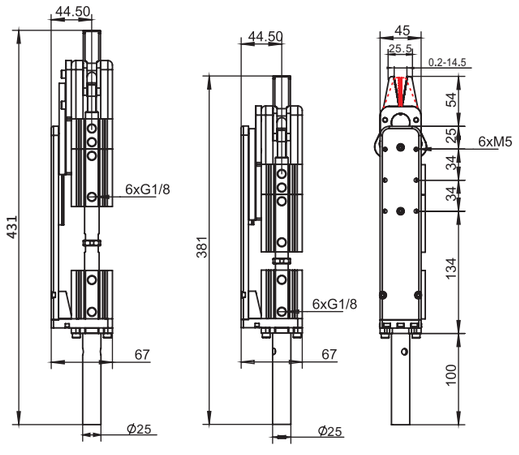

无传感器(Without Sensor)

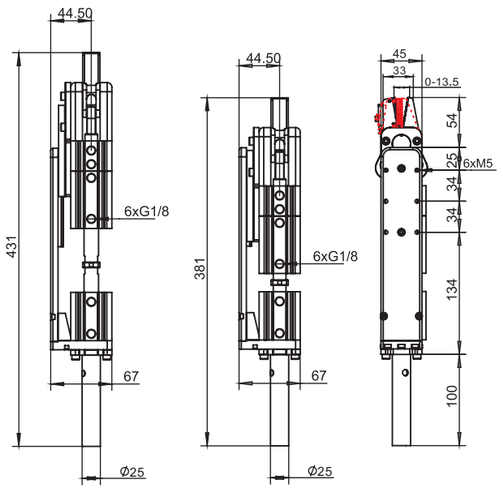

带传感器(With Sensor)

产品规格
Product specifications

货号(PN)	型号(Model)	传感器(Sensor)	闭合力(F)	重量(Weight)
8.Y00478	GRP32B-3020	-	200N	1604g
8.Y00416	GRP32B-3020CP	PNP	200N	1658g
8.Y00417	GRP32B-3020CN	NPN	200N	1658g

GRP32C系列
GRP32A-30 Series

产品描述
Product Description

带齿标准爪，双作用功能。
完全兼容CRG的模块化EOAT/夹取系统。
轴直径25毫米，选配30毫米。
要求:
工作气压 6 bar。
需要过滤干燥空气

Standard jaws with teeth, Double action function.
Fully compatible with CRG's modular EOAT/gripper system.
Shaft diameter 25mm, optional 30mm.
Requirements:
Working air pressure 6 bar.
Requires filtered dry air.

直径Ø25、选配Ø30
可更换长度50、100、150
Diameter ø25, select ø30
Length can changes to 50、100、150

GRP32C
无传感器(Without Sensor)

直径Ø25、选配Ø30
可更换长度50、100、150
Diameter ø25, select ø30
Length can changes to 50、100、150

GRP32C-30
无传感器(Without Sensor)

图纸
Drawing

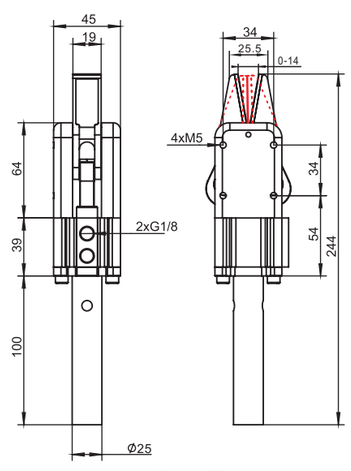

无传感器(Without Sensor)

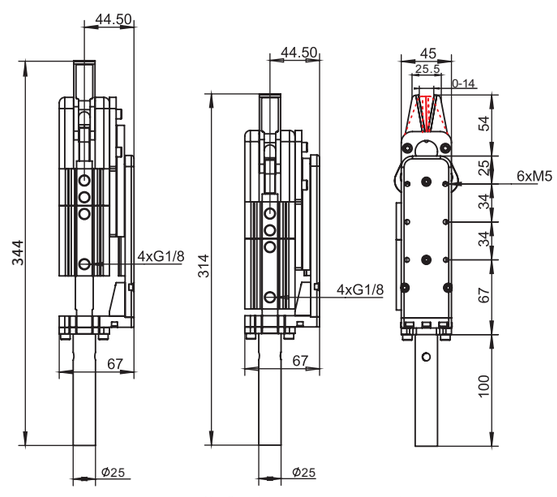

无传感器(Without Sensor)

产品规格
Product specifications

货号(PN)	型号(Model)	传感器(Sensor)	闭合力(F)	重量(Weight)
8.Y00412	GRP32C	-	200N	614g
8.Y00415	GRP32C-30	-	200N	1286g

GRP32C-3020系列
GRP32C-3020 Series

产品描述
Product Description

带齿标准爪，双作用功能。
完全兼容CRG的模块化EOAT/夹取系统。
轴直径25毫米，选配30毫米。
要求:
工作气压 6 bar。
需要过滤干燥空气

Standard jaws with teeth, Double action function.
Fully compatible with CRG's modular EOAT/gripper system.
Shaft diameter 25mm, optional 30mm.
Requirements:
Working air pressure 6 bar.
Requires filtered dry air.

直径Ø25、选配Ø30
可更换长度50、100、150
Diameter ø25, select ø30
Length can changes to 50、100、150

GRP32C-3020
无传感器(Without Sensor)

图纸
Drawing

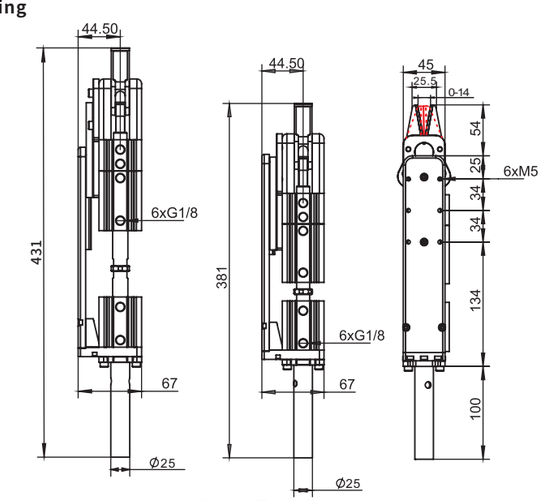

无传感器(Without Sensor)

产品规格
Product specifications

货号(PN)	型号(Model)	传感器(Sensor)	闭合力(F)	重量(Weight)
8.Y00418	GRP32C-3020	-	200N	1610g

柔触手爪简介
Rochu Gripper Introduction

柔触手爪运用了仿生学原理，模仿章鱼触手包裹被抓对象的动作，对物体进行包覆式抓取。

传统夹具常常会因为物体形状、材质、抓取要求等多种局限，无法提供成功的抓取方案。而柔触手爪，由柔性材料制成，不会损伤被抓物件的同时，由于其厘米级的自适应能力，而具备极高的通用性，一爪万能，适合不同形状的物体，用户无需频繁更换夹具。

柔触手爪填补了机器人末端夹爪的此类空缺，极大地拓宽了工业机器人的应用场景。

Flexible soft grippers uses the principle of bionics to imitate the action of Octopus tentacle wrapping the captured object, so as to grasp the object in a wrapping way.
Traditional fixture often can't provide a successful grasping scheme because of the limitations of object shape, material, grasping requirements and so on. Flexible soft grippers, made of flexible materials, will not damage the object to be caught. At the same time, due to its centimeter level adaptive ability, it has high versatility. One claw is omnipotent, suitable for different shapes of objects, and users do not need to replace the fixture frequently. Flexible soft grippers fills the gap of the End-Of-Arm-Tooling, and greatly expands the application of industrial robot.

动作原理
Working principle

柔触手爪采用气动驱动技术，通过正负压切换，实现柔性手指/柔喙的张开和闭合动作，从而实现柔性抓取或外撑的动作。
同时通过调节空气压强来控制手爪的夹紧力度或开合角度，实现对不同物件的柔性抓取，同时避免夹伤物件。

Flexible soft grippers adopt pneumatic drive technology, through positive and negative pressure transform to achieve fingers opening and closing movement. Then realize flexible gripping or outrigger action. The gripper grab strength is adjusted by air pressure. Then achieve flexible gripping of different objects while avoiding damage objects.

产品使用气压必须严格控制在安全工作压力范围内，过载使用可能会对产品造成不可逆转的损害；使用时建议使用原厂驱动器，以保证产品使用寿命与稳定性，产品使用气压请参照产品页或包装标识。

The working pressure must be kept within a safe range, overload may cause irreversible damage of the finger. It is recommended to use our "Rochu control unit" to ensure the life time and stability of the soft finger and beak.Please refer to the product page or packaging mark for the air pressure of the product.

空气驱动器
Rochu Control Unit

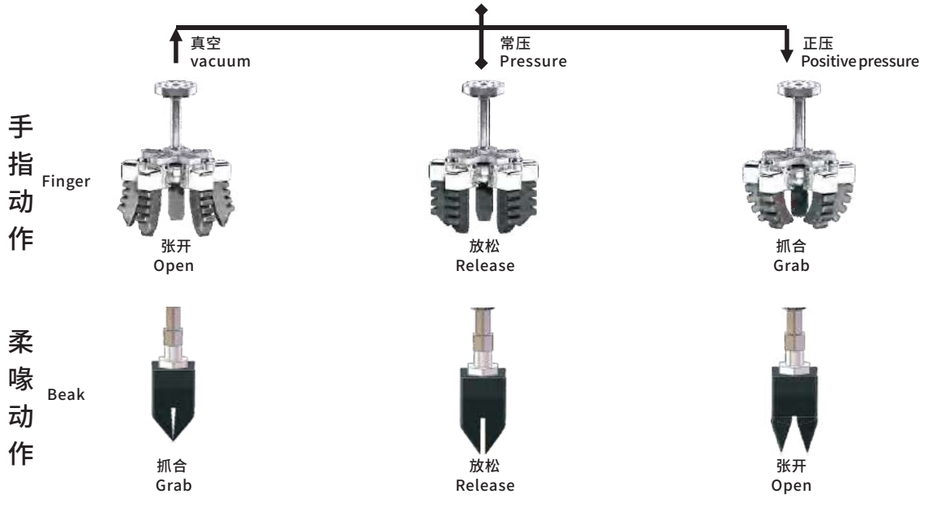

使用领域
Application

柔性手指的抓取动作灵感来自于章鱼的触须，能柔软的包裹被抓取物体，在实现柔性抓取的同时不会损坏物体或在物体表面留下划痕。并广泛应用于汽车零部件、3C电子、食品、医疗、服装、日化等多种行业。柔性手爪可用于装配、分拣、搬运等多种工业场合，也可以用于自动售卖机等新零售行业。安全性高、通用性好、安装简单方便，弥补了机械夹爪和真空吸盘在某些场合所无法适用的空缺。

The grasping action of flexible fingers is inspired by the tentacles of octopus, which can wrap the captured object in a soft way, without damaging the object or leaving scratches on the surface of the object. And widely used in auto parts, 3C electronics, food, medical, clothing, daily chemical and other industries. The flexible gripper can be used in assembly, sorting, handling and other industrial occasions, and can also be used in new retail industries such as vending machines. It has the advantages of high safety, good versatility, simple and convenient installation, and makes up for the vacancy that the mechanical clamping claw and vacuum cup can not be applied in some occasions.

食品生鲜
Food

食品级材料安全无毒，通过了FDA食品级检测标准，可直接接触食物本身，尤其适用于果蔬、不规则真空包装食品、奶制品、面团糕点等分拣包装。
Food safe materials. FDA and EC-1935 certification.Used for pick and place of fruits, dough, candies, pastry and vegetables.

3C电子
3C-electronics

适用于精密电子仪器的高精度插拔，以及对手机等相关配件、电路板、硅片、薄玻璃等工件的组装、分拣、测试、包装等工序。

It is used for high-precision plug and pull of small electronic parts. Assembling,sorting, testing and packaging of ceramic and plastic parts in mobile phone, PCBs, silicon wafers, optic glasses.

服装面料
Clothing fabric

适用于针织和梭织面料的分层抓取或多层同时抓取，分层抓取时只抓取堆叠材料的最上一层，也可用于堆叠裁片的整叠搬运。
It's suitable for layer grabbing or multi-layer grabbing of knitted and woven fabrics at the same time. When layer grabbing, only the top layer of stacked materials can be grabbed, and it can also be used for stacking and handling of stacked pieces.

汽车零部件
Auto mobile

用于汽车车灯、金属异形件、外观件的分拣、搬运、上下料，尤其适用于小批量、多批次的柔性生产需求。

Used for sorting, transporting,loading and unloading of automobile lamps, metal special-shaped parts and appearance parts, especially suitable for small batch and multi batch flexible production.

智能抓取
Smart picking

基于人工智能技术的智能抓取。可以用于无序堆叠，复杂场景下的来料分选与物流包装。

Smart picking based on artificial intelligence technology. It can be used for sorting and logistics packaging under disorderly stacking and complex scenes.

医疗用品
Medical Supplies

用于输液管、试管，安瓿瓶等医疗耗材的抓取，也可抓取瓶装、袋装试剂，包括用于医疗器械的生产、消毒等工序。
It is used for grasping medical consumables such as infusion tube, test tube and ampoule bottle, as well as bottled and bagged reagents, including the production and disinfection of medical devices.

V5系列 手指模块
Series-GFM-V5 Finger Module

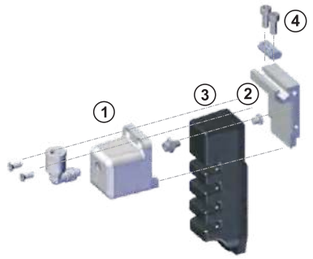

①罩盖S-AV5
②堵头PN-166
③柔触手指F-A5T/LS1
④滑槽螺母TN-03

图纸
Drawing

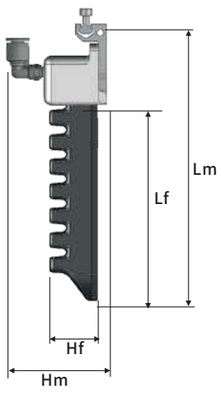

产品规格
Product specifications

系列 Series	货号 PN	型号 Model	指尖行程 HR [mm]	负压行程* Hmax [mm] 常规型手指	负压行程* Hmax [mm] 增强型手指	正压行程** Hmin [mm]	模块高度 Hm [mm]	手指高度 Hf [mm]	模块长度 Lm [mm]	手指长度 Lf [mm]	模块宽度 Wm [mm]	手指宽度 Wf [mm]	自重 [g]	安全工作气压 [Kpa] 常规型手指	安全工作气压 [Kpa] 增强型手指
A款	4.Y00500	GFM-A3V5	16.5	8	7	8.5	58	28	88	41	31	24	76	120	300
	4.Y00501	GFM-A4V5	27	10	12	17			102	55			83		
	4.Y00502	GFM-A5V5	43.5	19	16	24.5			116	69			90		
	4.Y10951	GFM-A6V5	72	33	22	39			130	83			97		
	4.Y10952	GFM-A7V5	90	39	27	51			144	97			104		
	4.Y10953	GFM-A8V5	109	45	32	64			158	111			111		
B款	4.Y00503	GFM-B3V5	19	10	6	9	51	21	71	31	25	18	44	120	260
	4.Y00504	GFM-B4V5	29	13	10	16			82	41.5			48		
	4.Y00505	GFM-B5V5	40	16	14	24			92	52			52		
	4.Y10954	GFM-B6V5	53	23	17	30			103	62.5			56		
	4.Y10955	GFM-B7V5	75	30	21	45			113	73			60		
	4.Y10956	GFM-B8V5	98	37	25	61			124	83.5			64		
C款	4.Y00506	GFM-C3V5	10.5	5	1	5.5	44	14	53	21	18	12	28	120	220
	4.Y00507	GFM-C4V5	20	9	3	11			60	28			28		
	4.Y00508	GFM-C5V5	27	12	8	15			67	35			29		
	4.Y10957	GFM-C6V5	42	20	10	22			74	42			30		
	4.Y10958	GFM-C7V5	63	29	13	34			81	49			31		
	4.Y10959	GFM-C8V5	80	38	16	42			88	56			32		

柔性手指
Flexible Finger

A款
Series-A



B款
Series-B

C款
Series-C

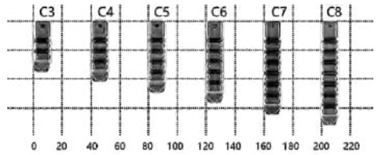

图纸
Drawing

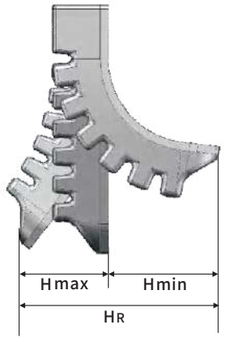



产品规格
Product specifications

系列 Series	货号 PN	型号 Model	指尖行程 HR [mm]	负压行程* Hmax [mm] 常规型手指	负压行程* Hmax [mm] 增强型手指	正压行程** Hmin [mm]	高度 Hf [mm]	长度 Lf [mm]	总长度 L [mm]	指宽 Wf [mm]	自重 [g]	安全工作气压 [Kpa] 常规型手指	安全工作气压 [Kpa] 增强型手指
A款	1.Y08421	A3	16.5	8	7	8.5	28	41	69	24	33	120	300
	1.Y08422	A4	27	10	12	17		55	83		40		
	1.Y08423	A5	43.5	19	16	24.5		69	97		47		
	1.Y12918	A6	72	33	22	39		83	111		55		
	1.Y12919	A7	90	39	27	51		97	125		62		
	1.Y12920	A8	109	45	32	64		111	139		69		
B款	1.Y08424	B3	19	10	6	9	21	31	52	18	11	120	260
	1.Y08425	B4	29	13	10	16		42	62		16		
	1.Y08426	B5	40	16	14	24		52	73		20		
	1.Y12921	B6	53	23	17	30		63	83		24		
	1.Y12922	B7	75	30	21	45		73	94		28		
	1.Y12923	B8	98	37	25	61		84	104		32		
C款	1.Y08427	C3	10.5	5	1	5.5	14	21	34	12	4	120	220
	1.Y08428	C4	20	9	3	11		28	41		5		
	1.Y08429	C5	27	12	8	15		35	48		6		
	1.Y12924	C6	42	20	10	22		42	55		7		
	1.Y12925	C7	63	29	13	34		49	62		7		
	1.Y12926	C8	80	38	16	42		56	69		8		

柔喙套件
Roro Beak Suit

GBS-4B-S01 4尖套件
GBS-4B-S01 4 pieces Beak Suit


三尖外撑抓取珠宝
3 Pieces Application: Gripping jewelry by external bracing


三尖外撑抓取密封圈
3 Pieces Application: Gripping ring by external bracing


四尖包裹式抓取电子产品
4 Pieces Application: Gripping products in Electronic industry

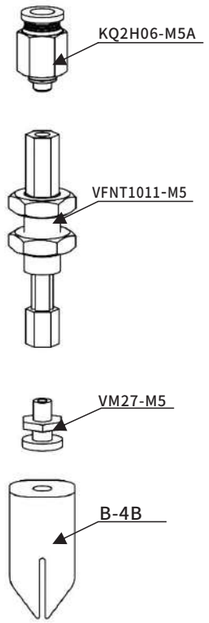

产品规格
Product specifications

货号 (PN)	型号 (Model)	最大负载 (Maximum Load)	最高工作频率 (Maximum Working Frequency)	精度范围 (Precision Range)
4.Y00509	GBS-2B-S01	5 g	200 times/min	0.1 mm
4.Y00510	GBS-3B-S01	5 g	200 times/min	0.1 mm
4.Y00511	GBS-4B-S01	5 g	200 times/min	0.1 mm

柔喙
Roro Beak

柔 喙 B-2B
Roro Beak B-2B

产品规格
Product specifications

货号(PN)	1.Y08430
型号(Model)	B-2B

图纸
Drawing

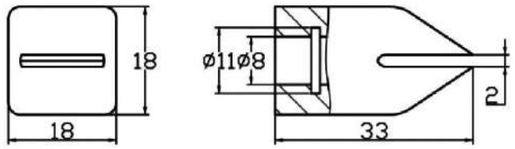

两尖柔喙，夹取范围 1-5mm，适用于纤维状、条状小物件
2 pieces Roro Beak Gripping Range: 1-5mm, Application: fibrous, striped small objects

柔 喙 B-3B
Roro Beak B-3B

产品规格
Product specifications

货号(PN)	1.Y08431
型号(Model)	B-3B

图纸
Drawing

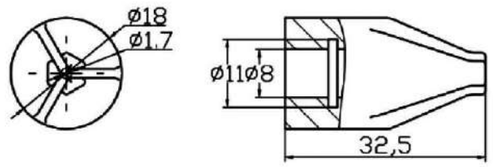

三尖柔喙，夹取范围 7-12mm，适用于外撑型抓取圆环状小物件
3 pieces Roro Beak Gripping Range: 7-12mm, Application: gripping small rings by external bracing

柔 喙 B-4B
Roro Beak B-4B

产品规格
Product specifications

货号(PN)	1.Y08432
型号(Model)	B-4B

图纸
Drawing

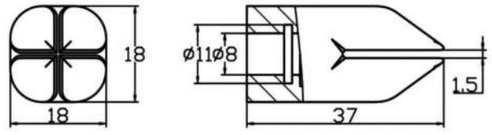

四尖柔喙，夹取范围 1-5mm，适用于球形、不规则小物件，通用性最佳
4 pieces Roro Beak Gripping Range: 1-5mm, Application: spherical, irregular small objects, the best universality

滑移安装板
Slide Mounting Platte

GSMP-多向系列
GSMP- Multidirection

产品特点

按形状和槽长度分为不同款式

可用于手指模块[FM]与 法兰连接模块[FCM]间的装配

手指模块[FM]的安装角度和位置可自由调节

Features
- Different styles according to shape and slot length
- Can be used for assembly between finger module [FM] and flange connection module [FCM]
- The installation angle and position of finger module [FM] can be adjusted freely

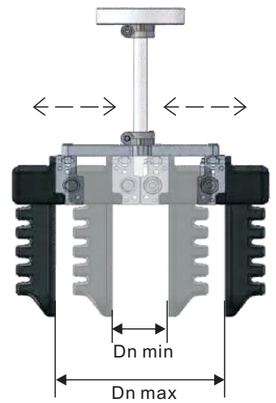

图纸
Drawing

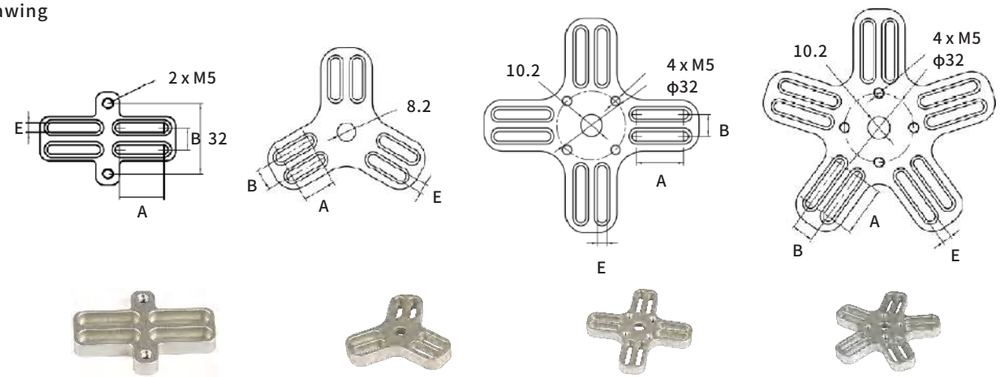

GSMP-2S GSMP-3S GSMP-4S GSMP-5S

GSMP-2L GSMP-3L GSMP-4L GSMP-5L

产品规格
Product specifications

系列 Series	货号 PN	型号 Model	槽长 A [mm]	槽间距 B [mm]	槽宽 E [mm]	厚度 [mm]	常压指尖距 Dn[mm] Dnmin~Dnmax		自重 [g]
							V2,V4手指模块	V3,V5手指模块	
双向	7.Y01028	GSMP-2S	20	10	4.2	8	40~69	10~37	18.9
	7.Y01029	GSMP-2L	45	10	4.2	8	40~119	10~87	25.4
三向	7.Y01030	GSMP-3S	15	10	4.2	10	58~82	28~50	42.4
	7.Y01031	GSMP-3L	50	10	4.2	10	58~152	28~120	73.9
四向	7.Y01032	GSMP-4S	22	10	4.2	10	72~104	41~72	52.3
	7.Y01033	GSMP-4L	67	10	4.2	10	72~194	41~162	86.2
五向	7.Y01034	GSMP-5S	23	10	4.2	10	91~112	53~80	94.8
	7.Y01035	GSMP-5L	78	10	4.2	10	91~222	53~109	179.7

iPCU 2 空气驱动器
Integrated Passive Control Unit

- 紧凑型柔触夹爪专用控制器。体积小，重量轻，安装方便。
- 拥有3档可调节输出气压范围，全面支持从柔喙到增强型手指的驱动。
- 手动旋钮式调压。
- 一体化面板集成数显与操作按钮。
- 拥有手动（按钮）和自动(I/O电平信号）两种控制模式，通配各种机械臂，PLC终端。
- 配备安装块及工业导轨卡槽，多种安装方式。
- IP54电气防护等级，防水防尘，适用各种恶劣工况，拥有智能的报警功能，安全，稳定，无需担心误操作，产品通过欧盟CE安全认证。
- Compact special controller for flexible soft grippers . Small size, light weight, easy installation.
- With three adjustable output pressure range, it fully supports the drive from soft beak to enhanced finger.
- Manual knob pressure regulation.
- The integrated panel integrates digital display and operation button.
- With manual (button) and automatic (I / O level signal) two control modes, equipped with a variety of mechanical arm, PLC terminal.
- Equipped with mounting block and industrial rail slot, a variety of installation methods.
- IP54 electrical protection grade, waterproof and dustproof, suitable for all kinds of bad working conditions, with intelligent alarm function, safe and stable, no need to worry about misoperation, the product has passed the EU CE safety certification.

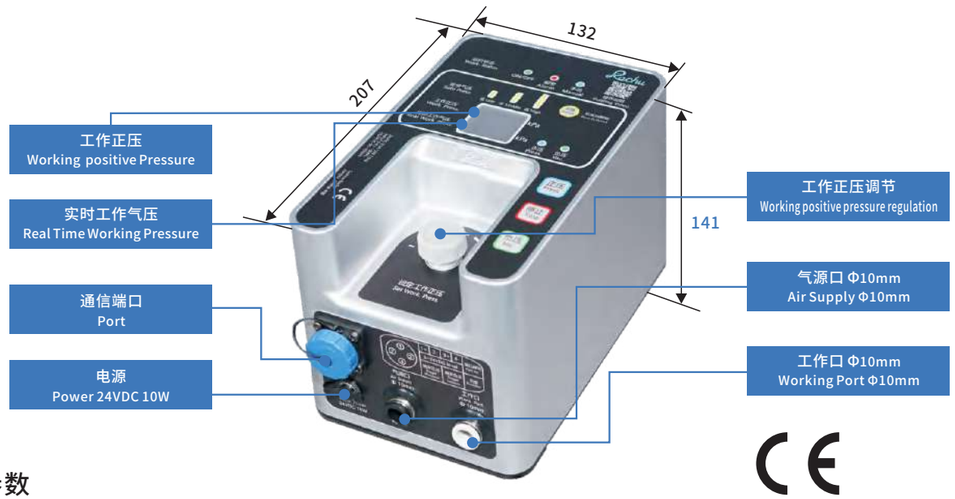

工作参数
Work Parameter

名称 Parameter	范围 Range	名称 Parameter	范围 Range
额定电压/Rated Voltage	24 VDC ± 10%	外壳材质/Fuselage Shell	ABS
额定功率/Rated power	12 W	尺寸/Size	207x132x141 mm
输入气源/Input Air Source	0.45~1.00 Mpa，流量>200 L/min	净重/Net Weight	2.0 kg
输出气压 Output Air Pressure	-90~60kPa (低档)	寿命/life span	5000 万次
	-90~120kPa (中档)	控制方式/Control mode	a. 手动按钮
	-90~300kPa (高档)		b. I/O,电平信号
防护等级/Protection Grade	Ip54	工作模式/Work Mode	持续信号驱动

型号 Model		货号 PN	手动调压 Manual voltage regulation	电子调压 Electronic voltage regulator	无线遥控 Wireless remote control	姿态反馈 Wireless Attitude feedback	速度调节 Speed adjustment	安全气压 Safety air pressure	正压流量 [L/min]	负压流量 [L/min]
标准型号	iPCU 2-SMN	1.Y12927	●					可调	200	40

鼓胀器
Bulging Device

向下或向上。
橡皮圈部分可由硅橡胶制成。
夹取尺寸可从18 到 31 mm不等。
多种安装附件。
Downward movement, or Upward movement.
The elastic part can be in Silicone or Rubber.
Grip diameters from 18 to 31 mm.
Several mounting accessories.

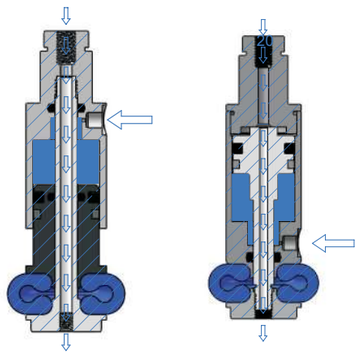

GBD...HD　　GBD...HU

过孔
H型号拥有一个中央过孔。可吹送压缩空气，或通过冷却部件或检查泄露的方式提供真空。
Through hole for fastening
The ...H models have a central through hole. It can be used to blow compressed air, or to provide vacuum, with the purpose to cool a part, or to check the leakage.

型号表示方法
Model representation methods

GBD 18 H D

基本尺寸
basic size
缸体直径
Body Diameter

中间通孔
Middle through hole

动作方向
Actuation direction
D - 向下
D - Downward
U - 向上
U -Upward

鼓胀器
Bulging Device

GBD...HU

图纸
Drawing

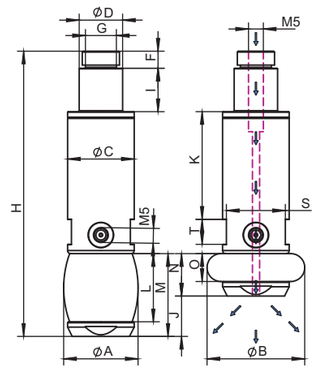

GBD...U

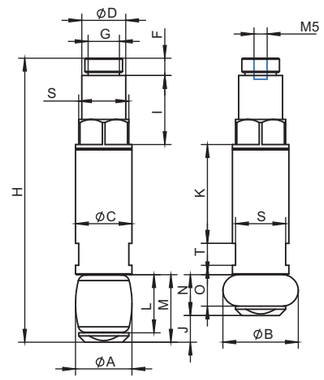

产品规格
Product specifications

货号(PN)	型号(Model)	ØA	ØB	ØC	ØD	F	G	H	I	J	K	L	M	N	O	S	T	重量 (Weight)
8.Y00212	GBD18U	18	24	18	14	5.5	M12×1	90.5	22	8.5	31.5	18.5	21.5	13	10	16	7	39.7g
8.Y00058	GBD22HU	24	31.5	21.3	14	5.5	M12×1	92	14	13	34.8	22	26.7	13.7	9	19	8	53.8g

GBD...HD

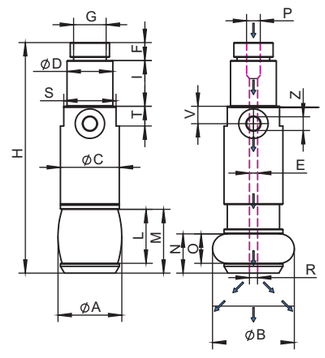

产品规格
Product specifications

货号(PN)	型号(Model)	ØA	ØB	ØC	ØD	ØE	F	G	H	I	L	M	N	O	P	R	S	T	V	Z	重量 (Weight)
8.Y00057	GBD18HD	19.5	25	18	14	2.5	5.5	M12×1	70.5	14	16.5	19.5	12	9	M5	M3	16	6	5.3	M5	27.4g

鼓胀器
Bulging Device

硅橡胶
Silicone rubber

橡胶圈部分采用蓝色硅橡胶或透明硅橡胶。
硅橡胶可提供较高的温度范围，确保较长的使用寿命。
硅橡胶(蓝色或透明)橡胶圈可作为备件，磨损后可替换。
硅橡胶制成的橡胶圈预计可使用100万次。
The elastic part can be in blue Silicone, or transparent silicone.
Silicone can be used over a wider temperature range and assures a longer life time.
The elastic part in Silicone is available as a spare part and can be replaced,when worn out.
The expected medium life time of the elastic part in Silicone is about 1 million cycles.

备用的橡胶圈部件
Spare elastic part

S1
蓝色硅橡胶
Blue Silicone

S2
透明硅橡胶
Transparent silicone

橡胶圈出货时可有客户选定
Silicone can be shipped by customers

产品规格
Product specifications

规格(Spec.)	Ø18	Ø22
型号(Model)	18-S1	22-S1
货号(PN)	4.Y00470	4.Y00471
型号(Model)	18-S2	22-S2
货号(PN)	4.Y00472	4.Y00473
鼓胀器(Bulging device)	GBD18U GBD18HD	GBD22HU

T-橡胶圈部件的操作温度(夹具主体5~60°C)
T - Operating temperature of the elastic part (5~60°C for the gripper body)

案例
Case

缓冲支架
Buffer Support

图纸
Drawing

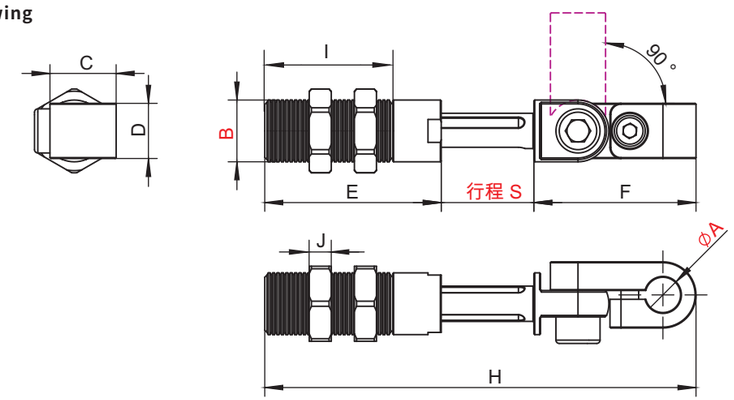

产品规格
Product specifications

货号(PN)	型号(Model)	A(mm)	B(mm)	C(mm)	D(mm)	E(mm)	F(mm)	H(mm)	I(mm)	J(mm)	S(mm)	重量(Weight)
8.Y00242	GSRT1421-08	8	M14	15	12.5	40	36.75	97.75	29	2.7	21	43g
8.Y00332	GSRT2026-10	10	M20	20	15	50	45.5	121.5	39	3.9	26	92g
8.Y00244	GSRT2026-12	12	M20	20	15	50	45.5	121.5	39	3.9	26	91g
8.Y00333	GSRT2051-10	10	M20	20	15	84	45.5	180.5	39	3.9	51	129g
8.Y00334	GSRT2051-12	12	M20	20	15	84	45.5	180.5	39	3.9	51	128g

尺寸 (mm) / Dimensions (mm)

型材、钢管 Profile、SUS Tube
支架模组 Stents Module
快换 Quick Changer
夹具组件 Grip Module
气动剪刀 Air Nipper
真空组件 Vacuum Module
附件 Accessory Components

缓冲支架
Buffer Support

图纸
Drawing

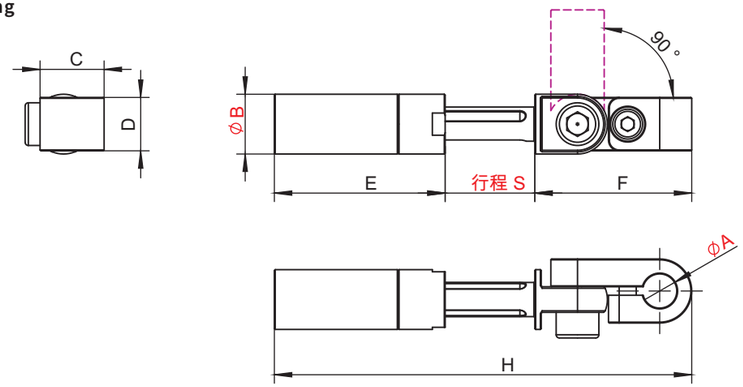

产品规格
Product specifications

货号(PN)	型号(Model)	A(mm)	B(mm)	C(mm)	D(mm)	E(mm)	F(mm)	H(mm)	S(mm)	重量(Weight)
8.Y00241	GSR1421-08	8	14	15	12.5	40	36.75	97.75	21	36g
8.Y00373	GSR1436-10	10	14	20	15	60	45.5	139	36.5	54g
8.Y00329	GSR2026-10	10	20	20	15	50	45.5	121.5	26	74g
8.Y00243	GSR2026-12	12	20	20	15	50	45.5	121.5	26	73g
8.Y00330	GSR2051-10	10	20	20	15	84	45.5	180.5	51	111g
8.Y00331	GSR2051-12	12	20	20	15	84	45.5	180.5	51	110g

尺寸 (mm) / Dimensions (mm)

缓冲支架
Buffer Support

无传感器(With Sensor)

图纸
Drawing

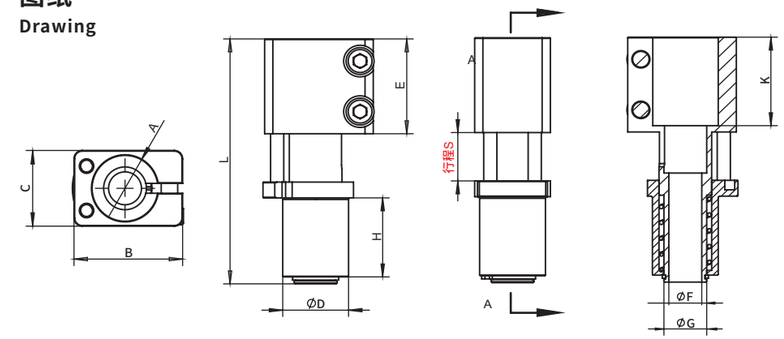

产品规格
Product specifications

货号(PN)	型号(Model)	A	B	C	D	E	F	G	H	L	K	行程S	重量(Weight)
8.Y00238	GSP20-14	14	31	20	20	30	10	13	25	77.5	28	15	57g
8.Y00239	GSP20-20	20	33	23	20	30	10	13	25	77.5	28	15	65g
8.Y01032	GSP30-30	30	43	33	30	30	18	22	25	77.5	28	15	108g

尺寸 (mm) / Dimensions (mm)

NEW

带传感器(With Sensor)

图纸
Drawing

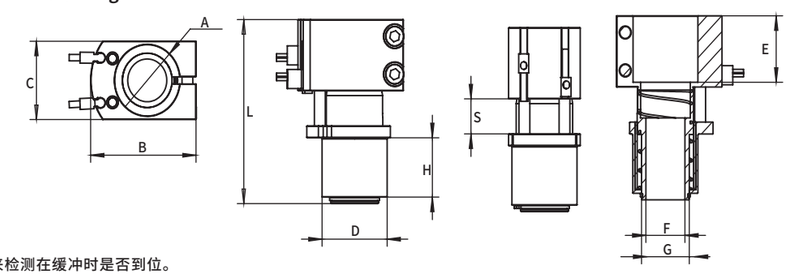

1.可以通过调节传感器的检测位置，来检测在缓冲时是否到位。
2.可以实现在自动化生产中的闭环功能。
1. The position of the sensor can be adjusted to detect whether the buffer is in place or not.
2. The closed-loop function can be realized in automatic production.

产品规格
Product specifications

货号(PN)	型号(Model)	A	B	C	D	E	F	G	H	L	S	重量(Weight)
8.Y01079	GSP20-20C	20	38.5	23	20	28	Ø10	Ø12.5	25	77.5	15	80g
8.Y01081	GSP30-30C	30	48.6	33	30	30	Ø18	Ø22	25	77.5	15	103g

尺寸 (mm) / Dimensions (mm)
产品颜色以实物为准Product color is based on the actual product

模具定位器
Mould Positioner

图纸
Drawing

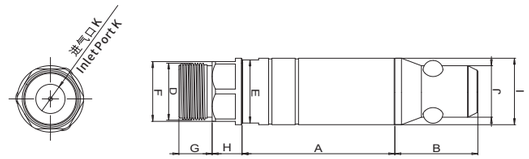

产品规格
Product specifications

货号(PN)	型号(Model)	A	B	D	E	F	G	H	I	J	K	最大锁持力	重量(Weight)
8.Y00408	GMP14A	38	14	M12*1	-	12	5	4	Ø14	Ø11	M5	90N	62g
8.Y00088	GMP20A	46	25	M17*1	19	18	10	9	Ø20	Ø15.5	G1/8	190N	78g
8.Y00089	GMP30A	75	38	M27*1	28	27	11	10	Ø30	Ø25.5	G1/8	280N	303g

尺寸 (mm) / Dimensions (mm)

图纸
Drawing

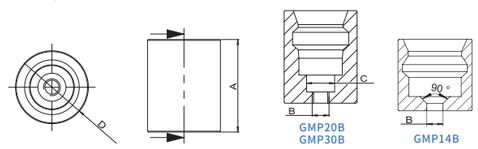

产品规格
Product specifications

货号(PN)	型号(Model)	A	B	C	D	重复精度 (Repetition accuracy)	重量(Weight)
7.Y00968	GMP14B	15	M4(或orM3沉头)	-	15.5h7	±0.015	46g
7.Y00726	GMP20B	33	M6(或orM5沉头)	10	26h7	±0.015	87g
7.Y00789	GMP30B	43.5	M8(或orM6沉头)	11	40h7	±0.015	264g

尺寸 (mm) / Dimensions (mm)

图纸
Drawing

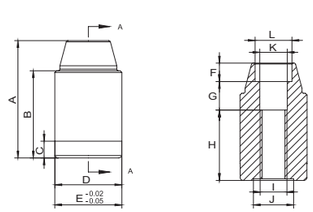

产品规格
Product specifications

货号(PN)	型号(Model)	A	B	C	D	E	F	G	H	I	J	K	L	重量(Weight)
7.Y00894	GLU20A	35	26	5	Ø19.92	Ø20	5.50	8.50	21	M8	Ø12	Ø8.20	Ø11	61g

尺寸 (mm) / Dimensions (mm)

型材、钢管 Profile、SUS Tube
支架模组 Stents Module
快换 Quick Changer
夹具组件 Grip Module
气动剪刀 Air Nipper
真空组件 Vacuum Module
附件 Accessory Components

模具定位器
Mould Positioner

图纸
Drawing

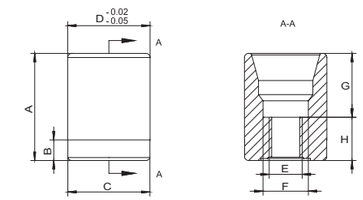

产品规格
Product specifications

货号(PN)	型号(Model)	A	B	C	D	E	F	G	H	重量(Weight)
7.Y00895	GLU20B	26	5	Ø19.92	Ø20	M8	Ø11	15.50	10.50	42g

案例
Case

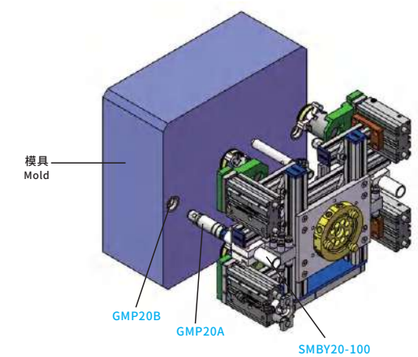

气动针夹 (GN系列)

Pneumatic Needle Gripper(Series GN)

产品描述

Product Description

多用于汽车行业的无纺布埋入，也可用于网布、海棉等物体的取出或埋入。

钢针的伸出长度可调节，且可以根据客户要求定制非标的钢针长度。

Being used for embedding and taking out nonwoven fabric, net cloth and sponge.The length of the steel needle can be not only adjustable,but also customized according to the requirements of the customer.

技术参数

Technical Parameters

压力范围 Pressure range	温度范围 Temperature range	6 bar压力下打开气缸力 Opening total gripping force at 6 bar	针状行程S Needle stroke s	循环空气消耗量 Cycle air consumption
3 ~ 8 bar	-10° ~ 70 °C.	90 N	0 ~ 10 mm	3.5 cm^3

GN2010-8S51
8针 Pins

GN2010-S51
4针 Pins

GN2010-S21
4针 Pins

GN2010
4针 Pins

GN2010-8
8针 Pins

GN3003-4
4针 Pins

GN3003-4-15
4针 Pins

GN2002-32
32针 Pins

GN2010-8S51
8针 Pins

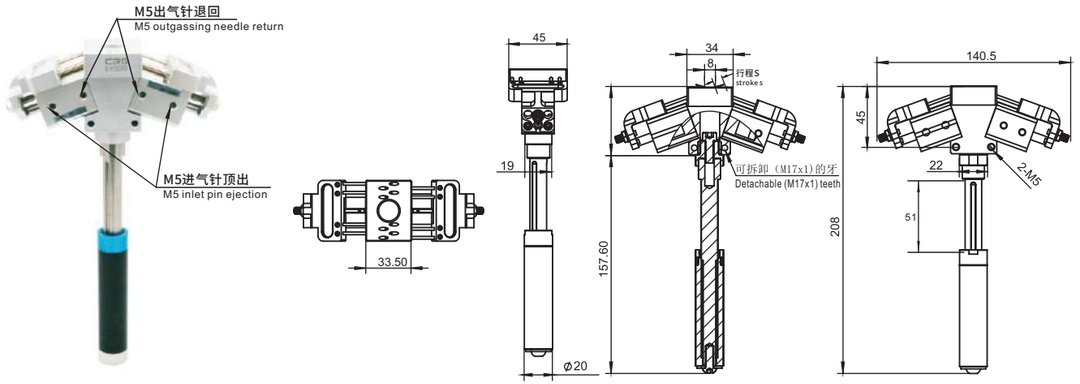

GN2010-S51
4针 Pins

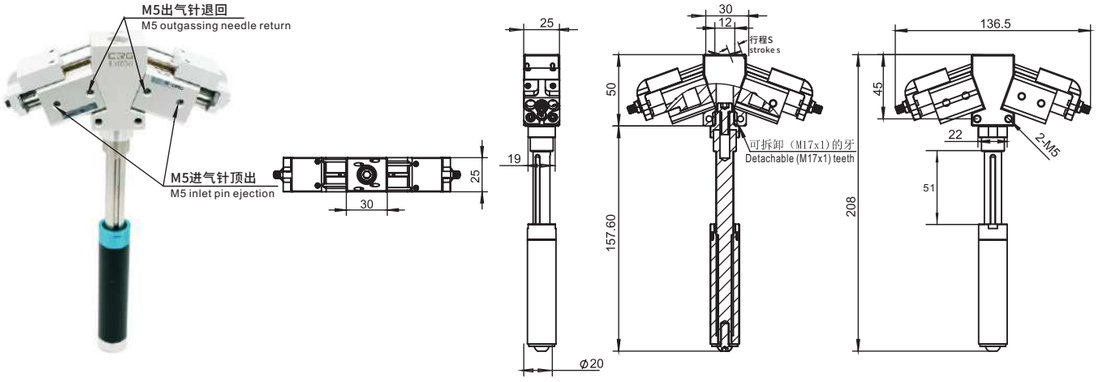

GN2010-S21
4针 Pins

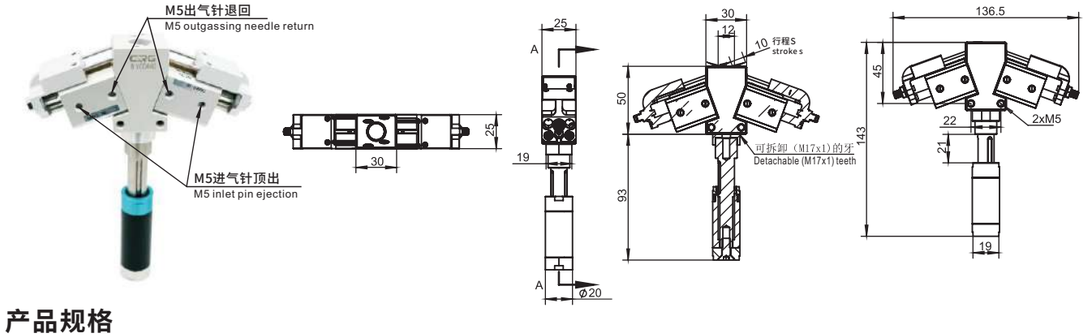

产品规格

Product specifications

货号(PN)	8.Y00341	8.Y00440	8.Y00385
型号(Model)	GN2010-S51	GN2010-S21	GN2010-8S51
重量Weight	240g	220g	480g

气动针夹 (GN系列)
Pneumatic Needle Gripper(Series GN)

产品描述
Product Description

多用于汽车行业的无纺布埋入，也可用于网布、海棉等物体的取出或埋入。

钢针的伸出长度可调节，且可以根据客户要求定制非标的钢针长度。

Being used for embedding and taking out nonwoven fabric, net cloth and sponge.The length of the steel needle can be not only adjustable,but also customized according to the requirements of the customer.

GN2010

4针 Pins

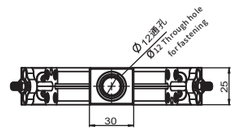

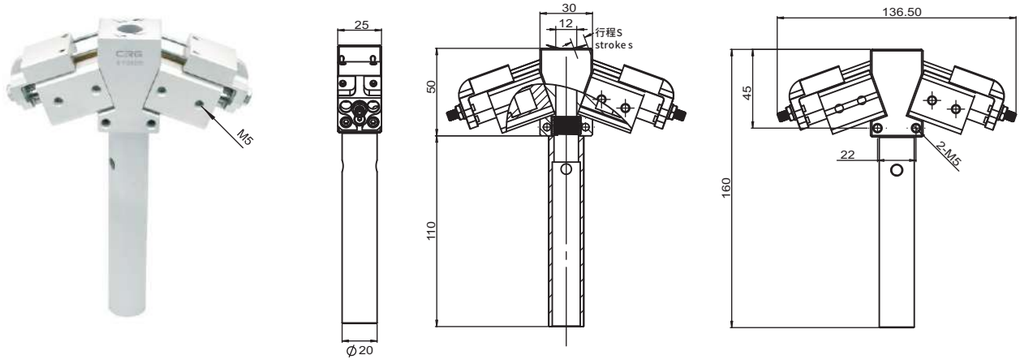

GN2010-8

8针 Pins

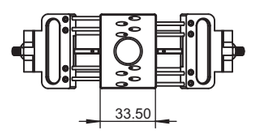

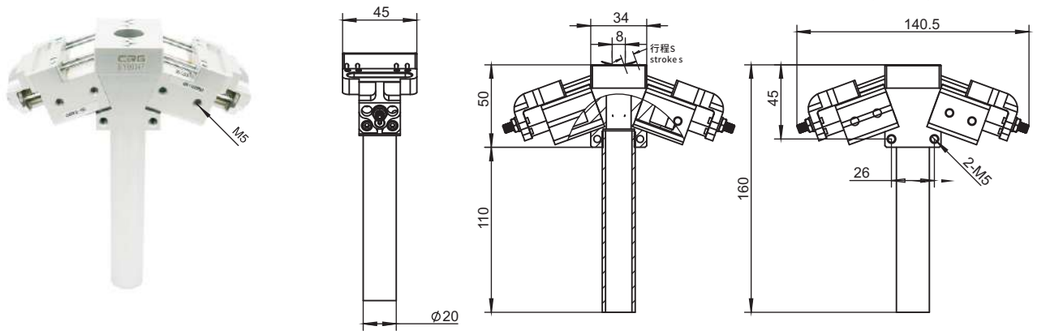

产品规格
Product specifications

货号(PN)	8.Y00025	8.Y00347
型号(Model)	GN2010	GN2010-8
重量Weight	274g	317g

气动针夹 (GN系列)
Pneumatic Needle Gripper(Series GN)

产品描述
Product Description

小针头插入深度浅，可快速释放

搬运薄型气型工件

可调节针的行程

处理难以用真空吸附的材料，如复合纺织品，羊毛，

过滤器，编织玻璃纤维或碳钎维，编织芳族聚酰胺，泡沫材料等

Small needle insertion depth is shallow
Can quickly release, transport thin breathable workpiece,
Can adjust the needle stroke,
Processing difficult to vacuum adsorption of materials,
such as composite textiles, wool, filters, woven glass or carbon fiber,
woven aramid, foam, etc.

GN3003-4

4针 Pins

图纸
Drawing

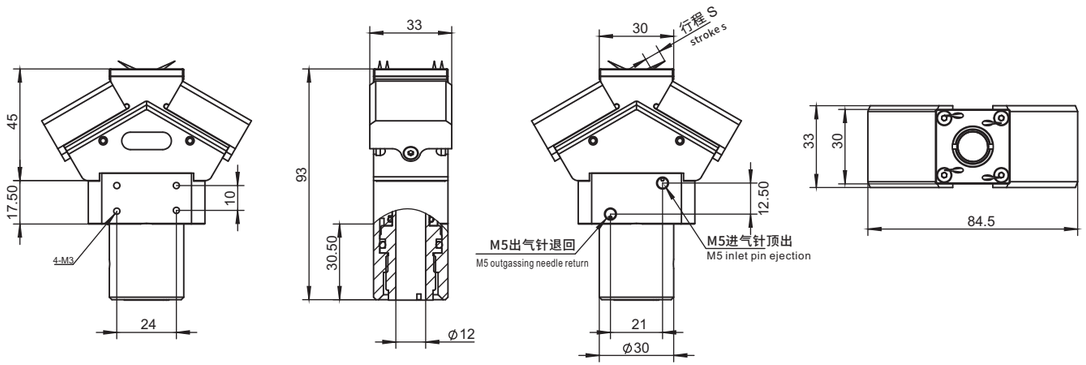

产品规格
Product specifications

货号(PN)	8.Y01005
型号(Model)	GN3003-4
重量Weight	188g

气动针夹 (GN系列)
Pneumatic Needle Gripper(Series GN)

产品描述
Product Description

小针头插入深度浅，可快速释放
搬运薄型气型工件
可调节针的行程
处理难以用真空吸附的材料，如复合纺织品，羊毛，
过滤器，编织玻璃纤维或碳钎维，编织芳族聚酰胺，泡沫材料等
可以通过调节传感器的检测位置，来检测在缓冲时是否到位。
可以实现在自动化生产中的闭环功能。

Small needle insertion depth is shallow
Can quickly release, transport thin breathable workpiece,
Can adjust the needle stroke,
Processing difficult to vacuum adsorption of materials,
such as composite textiles, wool, filters, woven glass or carbon fiber,
woven aramid, foam, etc.
The position of the sensor can be adjusted to detect whether the
buffer is in place or not.
The closed-loop function can be realized in automatic production.

GN3003-4-15
4针 Pins

NEW

图纸
Drawing

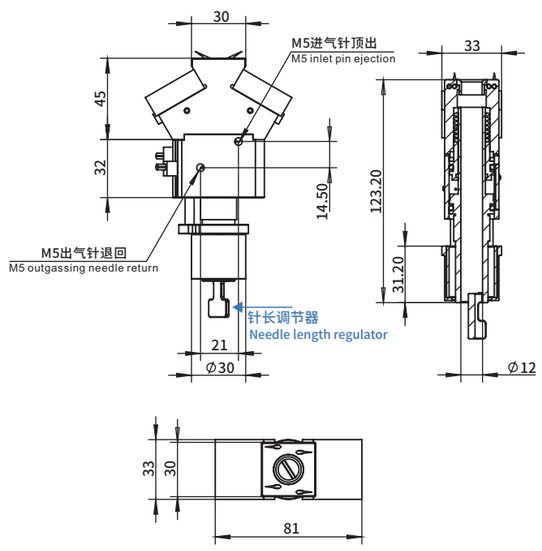

技术参数
Technical Parameters

弹簧力 Spring force	固定锁紧力 Fixed locking force	针状行程S Needle stroke s	缓冲行程 Buffer trip
18.7N	8.2N.m	0 ~ 10 mm	0~15mm

产品规格
Product specifications

货号(PN)	8.Y01082
型号(Model)	GN3003-4-15
重量Weight	259g

气动针夹 (GN系列)
Pneumatic Needle Gripper(Series GN)

产品描述
Product Description

小针头插入深度浅，可快速释放
搬运薄型气型工件
可调节针的行程
处理难以用真空吸附的材料，如复合纺织品，羊毛，
过滤器，编织玻璃纤维或碳钎维，编织芳族聚酰胺，泡沫材料等

Small needle insertion depth is shallow
Can quickly release, transport thin breathable workpiece,
Can adjust the needle stroke,
Processing difficult to vacuum adsorption of materials,
such as composite textiles, wool, filters, woven glass or carbon fiber,
woven aramid, foam, etc.

GN2002-32
32针 Pins

NEW

针可一排一排换
The Needles can be changed row by row

图纸
Drawing

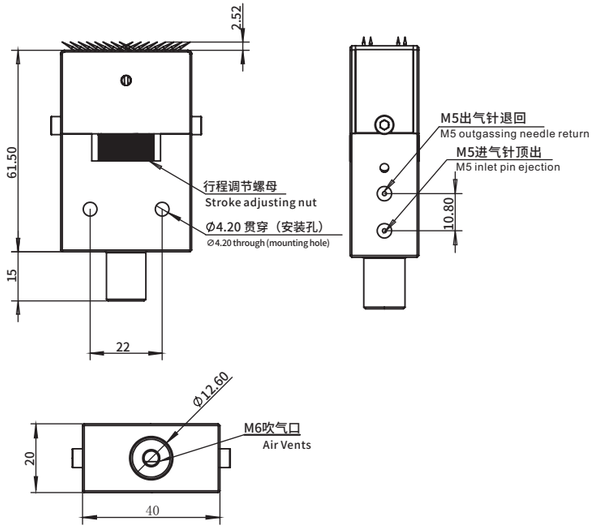

技术参数
Technical Parameters

钢针数量 Number of steel needles	钢针直径 Needle diameter	工作压力 Working pressure	工作温度 Operating temperature	行程 stroke
32	0.7mm	3~6Bar	5-60℃	2mm

产品规格
Product specifications

货号(PN)	8.Y01035
型号(Model)	GN2002-32
重量Weight	110g

单动拨指 (GF系列)
One Finger Angular Pneumatic Grippers (Series GF)

产品描述
Product Description

针对表面位置比较小，不利于吸取和夹取的产品。
嵌件治具配套模具定位器使用，可以更高精度的定位，
降低自动化项目对于机械手精度的要求。
单一动作，内置磁环。

For small surface position, not conducive to the absorption and clamping of the product.
The embedded fixture is matched with the mould locator, so it can locate with higher precision,
Reduce the precision requirement of manipulator in automation project.
Single action, built-in Magnetic Loop

GFA...-35

图纸
Drawing

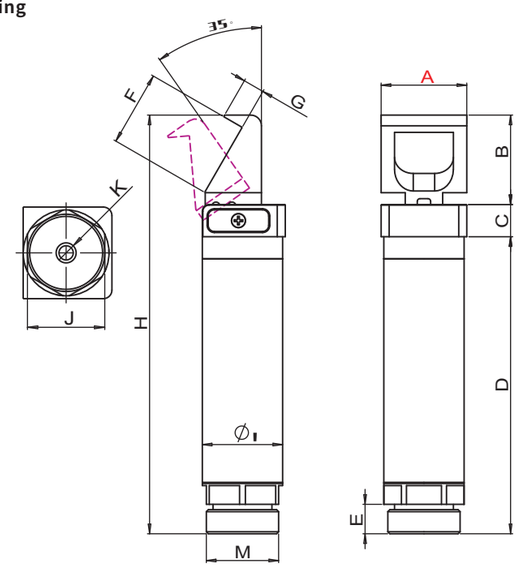

产品示例
Product samples

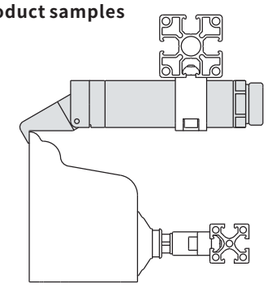

技术参数
Technical Parameters

货号 PN	型号 Model	压力范围 Pressure range	温度范围 Temperature range	行程 Stroke	活塞孔 Piston bore	6 bar压力下的关闭扭矩 Closing torque at 6 bar	循环空气消耗量 Cycle air consumption	内置磁环 Built-in magnetic ring
8.Y00117	GFA14-35	2.5 ~ 8 bar	-10 ~ 70 °C.	35°	Ø10 mm	26 Ncm	0.4 cm^3	有 Yes
8.Y00118	GFA20-35				Ø16 mm	100 Ncm	1.24 cm^3	有 Yes
8.Y00119	GFA30-35				Ø25 mm	430 Ncm	4.56 cm^3	有 Yes

产品规格
Product specifications

货号 PN	型号 Model	重量 Weight	A	B	C	D	E	F	G	H	I	J	K	M
8.Y00117	GFA14-35	25g	14	14	10.5	49.5	5.5	13.5	4.5	74	Ø14	12	M5	M12×1
8.Y00118	GFA20-35	65g	20	20.5	9	76.5	8	20.2	6	106	Ø20	17	M5	M17×1
8.Y00119	GFA30-35	206g	30	30	12	111	11	30.5	8	153	Ø30	27	G1/8	M27×1

型材、钢管 Profile、SUS Tube
支架模组 Stents Module
快换 Quick Changer
夹具组件 Grip Module
气动剪刀 Air Nipper
真空组件 Vacuum Module
附件 Accessory Components

单动拨指 (GF系列)
One Finger Angular Pneumatic Grippers (Series GF)

产品描述
Product Description

针对表面位置比较小，不利于吸取和夹取的产品。
嵌件治具配套模具定位器使用，可以更高精度的定位，
降低自动化项目对于机械手精度的要求。
单一动作，内置磁环。

For small surface position, not conducive to the absorption and clamping of the product.
The embedded fixture is matched with the mould locator, so it can locate with higher precision,
Reduce the precision requirement of manipulator in automation project.
Single action, built-in Magnetic Loop

GFR...-95

图纸
Drawing

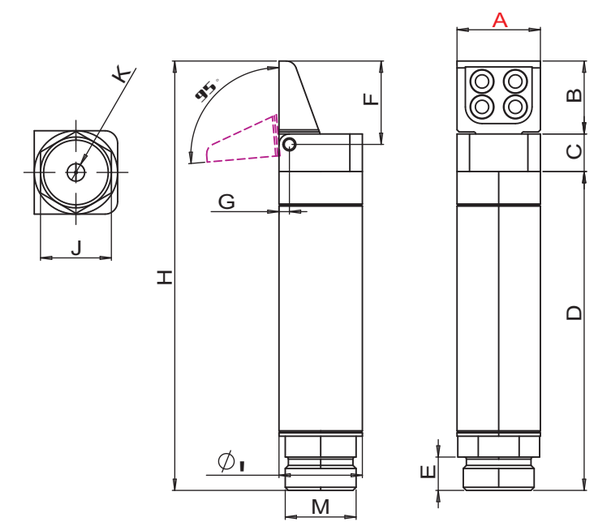

产品示例
Product samples

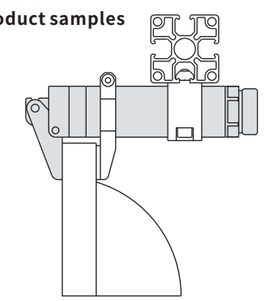

技术参数
Technical Parameters

货号 PN	型号 Model	压力范围 Pressure range	温度范围 Temperature range	行程 Stroke	活塞孔 Piston bore	6 bar压力下的关闭扭矩 Closing torque at 6 bar	循环空气消耗量 Cycle air consumption	内置磁环 Built-in magnetic ring
8.Y00042	GFR14-95	2.5 ~ 8 bar	-10 ~ 70 °C.	95°	Ø10 mm	19 Ncm	1 cm^3	有 Yes
8.Y00311	GFR20-95E				Ø16 mm	70 Ncm	3.52 cm^3	有 Yes
8.Y00095	GFR30-95				Ø25 mm	300 Ncm	12.9 cm^3	有 Yes

产品规格
Product specifications

货号 PN	型号 Model	重量 Weight	A	B	C	D	E	F	G	H	I	J	K	M
8.Y00042	GFR14-95	25g	14	12	10.5	49.5	5.5	14	2	72	Ø14	12	M5	M12×1
8.Y00311	GFR20-95E	60g	20	17.5	9	76.5	8	20	2.5	103	Ø20	17	M5	M17×1
8.Y00095	GFR30-95	193g	30	25	12	111	11	29	4	148	Ø30	27	G1/8	M27×1

单动拨指 (GF系列)

One Finger Angular Pneumatic Grippers（Series GF）

产品描述

Product Description

针对表面位置比较小，不利于吸取和夹取的产品。
嵌件治具配套模具定位器使用，可以更高精度的定位，
降低自动化项目对于机械手精度的要求。
单一动作，内置磁环。

For small surface position, not conducive to the absorption and clamping of the product.
The embedded fixture is matched with the mould locator, so it can locate with higher precision,
Reduce the precision requirement of manipulator in automation project.
Single action, built-in Magnetic Loop

GFR...-95LG

图纸

Drawing

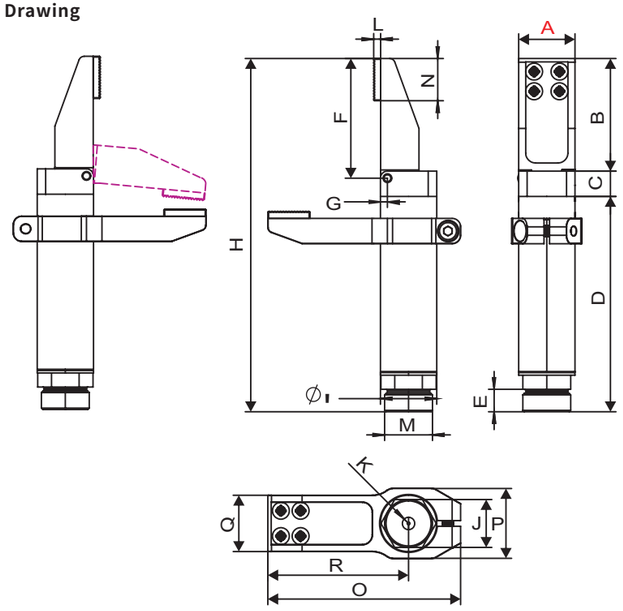

产品示例

Product samples

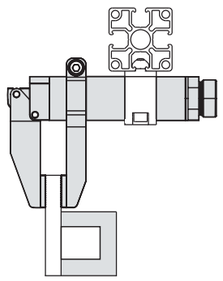

技术参数

Technical Parameters

货号 PN	型号 Model	压力范围 Pressure range	温度范围 Temperature range	行程 Stroke	活塞孔 Piston bore	6 bar压力下的关闭扭矩 Closing torque at 6 bar	循环空气消耗量 Cycle air consumption	内置磁环 Built-in magnetic ring
8.Y00310	GFR20-95LG	2.5 ~ 8 bar	-10 ~ 70 °C.	95°	Ø16 mm	70 Ncm	3.52 cm^3	有 Yes

产品规格

Product specifications

货号 PN	型号 Model	重量 Weight	A	B	C	D	E	F	G	H	I	J	K	M	N	O	P	Q	R
8.Y00310	GFR20-95LG	104.8g	20	40	9	76.5	8	42.5	2.5	125.5	Ø20	17	M5	M17×1	15	68.5	25	20	50

单动拨指 (GF系列)
One Finger Angular Pneumatic Grippers（Series GF）

产品描述

Product Description

针对表面位置比较小，不利于吸取和夹取的产品。
嵌件治具配套模具定位器使用，可以更高精度的定位，
降低自动化项目对于机械手精度的要求。
单一动作，内置磁环。

For small surface position, not conducive to the absorption and clamping of the product.
The embedded fixture is matched with the mould locator, so it can locate with higher precision,
Reduce the precision requirement of manipulator in automation project.
Single action, built-in Magnetic Loop

GFR...-95S

图纸

Drawing

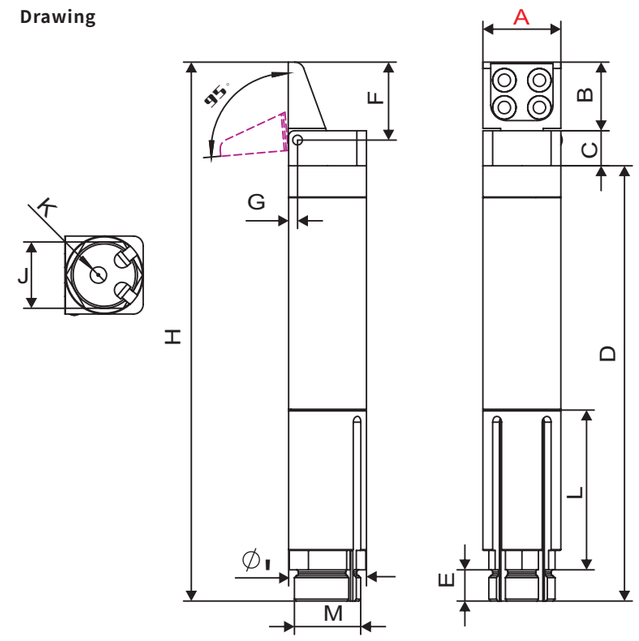

产品示例

Product samples

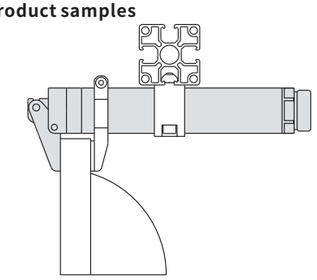

技术参数

Technical Parameters

货号 PN	型号 Model	压力范围 Pressure range	温度范围 Temperature range	行程 Stroke	活塞孔 Piston bore	6 bar压力下的关闭扭矩 Closing torque at 6 bar	循环空气消耗量 Cycle air consumption	内置磁环 Built-in magnetic ring
8.Y00335	GFR20-95S	2.5 ~ 8 bar	-10 ~ 70 °C.	95°	Ø16 mm	70 Ncm	3.52 cm^3	有 Yes

产品规格

Product specifications

货号 PN	型号 Model	重量 Weight	A	B	C	D	E	F	G	H	I	J	K	L	M
8.Y00335	GFR20-95S	89g	20	17.5	9	111.5	8	20	2.3	138	Ø20	17	M5	41	M17×1

单动拨指 (GF系列)
One Finger Angular Pneumatic Grippers（Series GF）

产品描述
Product Description

针对表面位置比较小，不利于吸取和夹取的产品。
嵌件治具配套模具定位器使用，可以更高精度的定位，
降低自动化项目对于机械手精度的要求。
单一动作，内置磁环。

For small surface position, not conducive to the absorption and clamping of the product.
The embedded fixture is matched with the mould locator, so it can locate with higher precision,
Reduce the precision requirement of manipulator in automation project.
Single action, built-in Magnetic Loop

GFR...-95G

图纸
Drawing

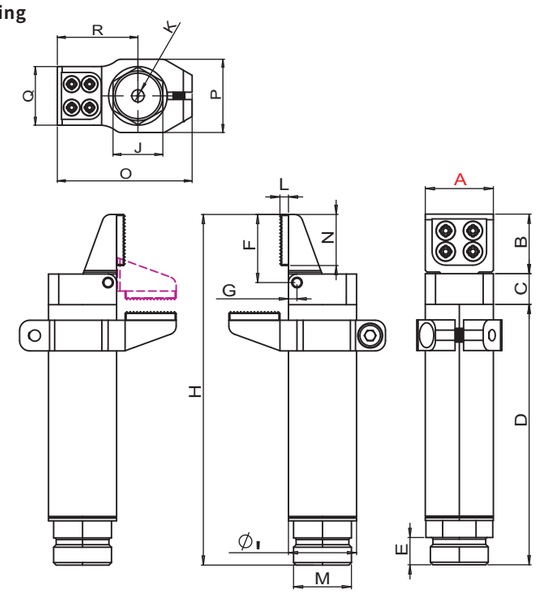

产品示例
Product samples

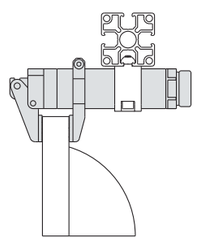

技术参数
Technical Parameters

货号 PN	型号 Model	压力范围 Pressure range	温度范围 Temperature range	行程 Stroke	活塞孔 Piston bore	6 bar压力下的关闭扭矩 Closing torque at 6 bar	循环空气消耗量 Cycle air consumption	内置磁环 Built-in magnetic ring
8.Y00084	GFR14-95G	2.5 ~ 8 bar	-10 ~ 70 °C.	95°	Ø10 mm	19 Ncm	1 cm^3	有 Yes
8.Y00312	GFR20-95EG				Ø16 mm	70 Ncm	3.52 cm^3	有 Yes
8.Y00096	GFR30-95G				Ø25 mm	300 Ncm	12.9 cm^3	有 Yes

产品规格
Product specifications

货号 PN	型号 Model	重量 Weight	A	B	C	D	E	F	G	H	I	J	K	M	N	O	P	Q	R
8.Y00084	GFR14-95G	36g	14	12	10.5	49.5	5.5	14	2	72	Ø14	12	M5	M12×1	11	32	19	14	19
8.Y00312	GFR20-95EG	87g	20	17.5	9	76.5	8	20	2.5	103	Ø20	17	M5	M17×1	15	46	25	20	27.5
8.Y00096	GFR30-95G	300g	30	25	12	111	11	29	4	148	Ø30	27	G1/8	M27×1	20	63	37	30	40

单动拨指 (GF系列)
One Finger Angular Pneumatic Grippers（Series GF）

产品描述
Product Description

针对表面位置比较小，不利于吸取和夹取的产品。
嵌件治具配套模具定位器使用，可以更高精度的定位，
降低自动化项目对于机械手精度的要求。
单一动作，内置磁环。

For small surface position, not conducive to the absorption and clamping of the product.
The embedded fixture is matched with the mould locator, so it can locate with higher precision,
Reduce the precision requirement of manipulator in automation project.
Single action, built-in Magnetic Loop

GFR...-95L

图纸
Drawing

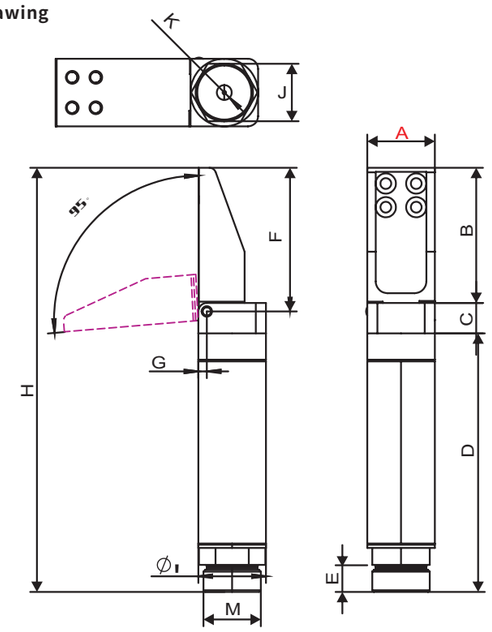

产品示例
Product samples

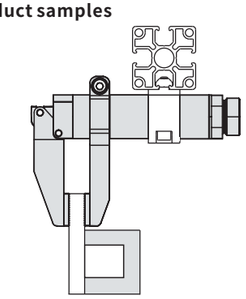

技术参数
Technical Parameters

货号 PN	型号 Model	压力范围 Pressure range	温度范围 Temperature range	行程 Stroke	活塞孔 Piston bore	6 bar压力下的关闭扭矩 Closing torque at 6 bar	循环空气消耗量 Cycle air consumption	内置磁环 Built-in magnetic ring
8.Y00309	GFR20-95L	2.5 ~ 8 bar	-10 ~ 70 °C.	95°	Ø16 mm	70 Ncm	3.52 cm^3	有 Yes

产品规格
Product specifications

货号 PN	型号 Model	重量 Weight	A	B	C	D	E	F	G	H	I	J	K	M
8.Y00309	GFR20-95L	81.4g	20	40	9	76.3	8	42.5	2.5	125.5	Ø20	17	M5	M17×1

单动拨指 (GF系列)
One Finger Angular Pneumatic Grippers（Series GF）

产品描述
Product Description

针对表面位置比较小，不利于吸取和夹取的产品。
嵌件治具配套模具定位器使用，可以更高精度的定位，
降低自动化项目对于机械手精度的要求。
单一动作，内置磁环。

For small surface position, not conducive to the absorption and clamping of the product.
The embedded fixture is matched with the mould locator, so it can locate with higher precision,
Reduce the precision requirement of manipulator in automation project.
Single action, built-in Magnetic Loop

GFR...-95SG

图纸
Drawing

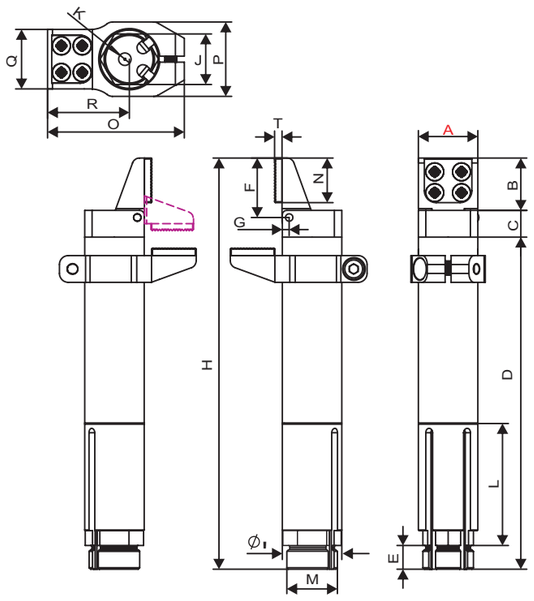

产品示例
Product samples

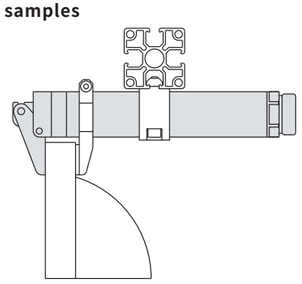

技术参数
Technical Parameters

货号 PN	型号 Model	压力范围 Pressure range	温度范围 Temperature range	行程 Stroke	活塞孔 Piston bore	6 bar压力下的关闭扭矩 Closing torque at 6 bar	循环空气消耗量 Cycle air consumption	内置磁环 Built-in magnetic ring
8.Y00336	GFR20-95SG	2.5 ~ 8 bar	-10 ~ 70 °C.	95°	Ø16 mm	70 Ncm	3.52 cm^3	有 Yes

产品规格
Product specifications

货号 PN	型号 Model	重量 Weight	A	B	C	D	E	F	G	H	I	J	K	L	M	N	O	P	Q	R	T
8.Y00336	GFR20-95SG	104.8g	20	17.5	9	111.5	8	20	2.3	138	Ø20	17	M5	41	M17×1	15	46	25	20	27.5	2.5

型材、钢管 Profile、SUS Tube
支架模组 Stents Module
快换 Quick Changer
夹具组件 Grip Module
气动剪刀 Air Nipper
真空组件 Vacuum Module
附件 Accessory Components

单动拨指 (GF系列)
One Finger Angular Pneumatic Grippers（Series GF）

产品描述
Product Description

针对表面位置比较小，不利于吸取和夹取的产品。
嵌件治具配套模具定位器使用，可以更高精度的定位，
降低自动化项目对于机械手精度的要求。
单一动作，内置磁环。

For small surface position, not conducive to the absorption and clamping of the product.
The embedded fixture is matched with the mould locator, so it can locate with higher precision,
Reduce the precision requirement of manipulator in automation project.
Single action, built-in Magnetic Loop

GFS...-90G

图纸
Drawing

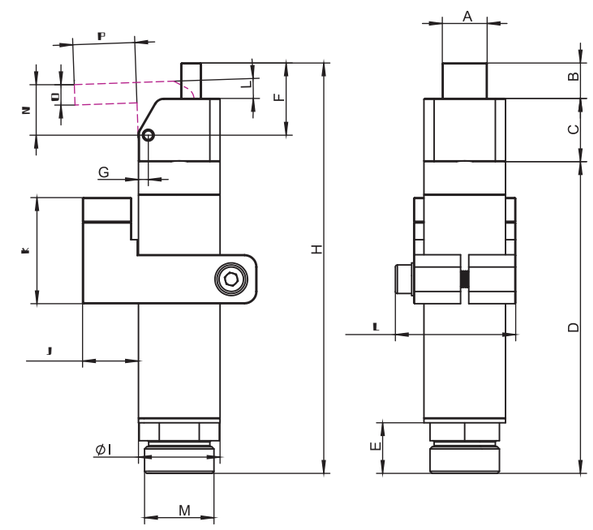

产品示例
Product samples

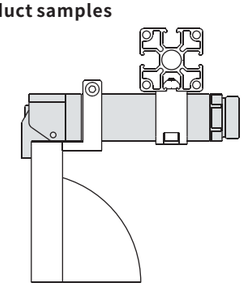

技术参数
Technical Parameters

货号 PN	型号 Model	压力范围 Pressure range	温度范围 Temperature range	行程 Stroke	活塞孔 Piston bore	6 bar压力下的关闭扭矩 Closing torque at 6 bar	循环空气消耗量 Cycle air consumption	内置磁环 Built-in magnetic ring
8.Y01001	GFS14-90G	2.5 ~ 8 bar	-10 ~ 70 °C.	90°	Ø10 mm	19 Ncm	1 cm^3	有 Yes
8.Y01002	GFS20-90G				Ø16 mm	70 Ncm	3.52 cm^3	有 Yes
8.Y01003	GFS30-90G				Ø25 mm	300 Ncm	12.9cm^3	有 Yes

产品规格
Product specifications

货号 PN	型号 Model	重量 Weight	A	B	C	D	E	F	G	H	I	J	K	L	M	N	O	P
8.Y01001	GFS14-90G	34g	8	6.7	10.5	49.5	5.5	6	2	66.8	Ø14	9	12	22.5	M12×1	8.5	4	10.8
8.Y01002	GFS20-95G	83g	11	8.7	15.5	76.4	8	17.7	2.4	100.6	Ø20	13.7	26	29.5	M17×1	12.4	5	15.2
8.Y01003	GFS30-95G	296g	14	13.7	23.5	111	11	29.5	4	139.2	Ø30	23.7	26	66	M27×1	20	6	25.2

单动拨指 (GF系列)
One Finger Angular Pneumatic Grippers (Series GF)

产品描述
Product Description

针对表面位置比较小，不利于吸取和夹取的产品。
嵌件治具配套模具定位器使用，可以更高精度的定位，
降低自动化项目对于机械手精度的要求。
单一动作，内置磁环。

For small surface position, not conducive to the absorption and clamping of the product.
The embedded fixture is matched with the mould locator, so it can locate with higher precision,
Reduce the precision requirement of manipulator in automation project.
Single action, built-in Magnetic Loop

GFS...-90SG

产品示例
Product samples

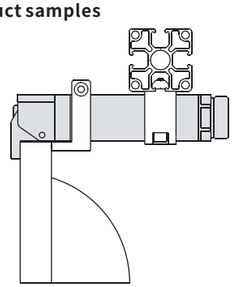

图纸
Drawing

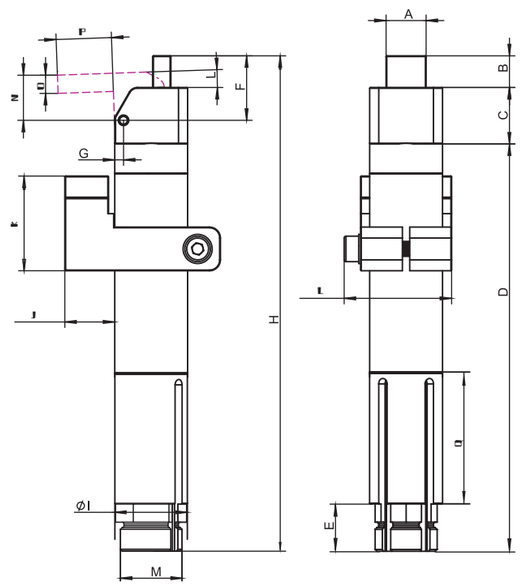

技术参数
Technical Parameters

货号 PN	型号 Model	压力范围 Pressure range	温度范围 Temperature range	行程 Stroke	活塞孔 Piston bore	6 bar压力下的关闭扭矩 Closing torque at 6 bar	循环空气消耗量 Cycle air consumption	内置磁环 Built-in magnetic ring
8.Y01030	GFS20-90SG	2.5 ~ 8 bar	-10 ~ 70 °C.	90°	Ø16 mm	70 Ncm	3.52 cm^3	有 Y
8.Y01031	GFS30-90SG				Ø25 mm	300 Ncm	12.9cm^3	

产品规格
Product specifications

货号 PN	型号 Model	重量 Weight	A	B	C	D	E	F	G	H	I	J	K	L	M	N	O	P	Q
8.Y01030	GFS20-90SG	99g	11	8.7	15.5	112	8	17.7	2.4	136.2	Ø20	13.7	26	29.5	M17×1	12.37	5	15.2	36
8.Y01031	GFS30-95SG	312g	14	13.7	23.5	147	11	29.2	4	184.2	Ø30	23.7	26	66	M27×1	20	6	25.2	49

拨指选件
Finger Grippers Options

硅胶垫片
Silicone gasket

产品规格
Product specifications

货号(PN)	4.Y00486	4.Y00485	4.Y00514
型号(Model)	SIL-14G	SIL-20G	SIL-30G
适用产品 Applicable Products	GFR14-95G	GFR20-95EG GFR20-95LG GFR20-95SG	GFR30-95G

垫片材料选型
Material Selection of gasket

NEW

货号 PN	型号 Model	材料 Materials	颜色 Color	温度范围 Temperature range
4.Y00486-HNBR	SIL-14G-HNBR	HNBR	黑色 Black	-40°-150°
4.Y00485-HNBR	SIL-20G-HNBR			
4.Y00514-HNBR	SIL-30G-HNBR			
4.Y00486-NBR	SIL-14G-NBR	NBR	绿色 Green	-40°-120°
4.Y00485-NBR	SIL-20G-NBR			
4.Y00514-NBR	SIL-30G-NBR			
4.Y00486-TPU	SIL-14G-TPU	TPU	白色 White	-60°-100°
4.Y00485-TPU	SIL-20G-TPU			
4.Y00514-TPU	SIL-30G-TPU			
4.Y00486-EPDM	SIL-14G-EPDM	EPDM	黄色 Yellow	-60°-150°
4.Y00485-EPDM	SIL-20G-EPDM			
4.Y00514-EPDM	SIL-30G-EPDM			

拨指选件
Finger Grippers Options

夹具拴
Clamp bolts

1.通过真空检测来判断拨指是否夹住物品。
2. 轻量化设计。
3.上下行程可调。
1. Use a vacuum test to determine if the finger is holding the object.
2. Lightweight design.
3. Up and down stroke adjustable.

图纸
Drawing

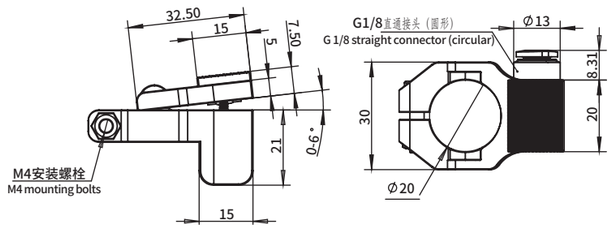

产品规格
Product specifications

货号 PN	型号 Model	检测方式 Detection method	工作温度 Operating temperature	开合角度 Opening and closing angle	重量 Weight
7.Y02104	GP3-20V	真空检测 Vacuum detection	-40~70°C	0~6°	25.2g

1.通过磁性传感器来判断拨指是否夹住物品。
2. 轻量化设计。
3.上下行程可调。
1. A magnetic sensor is used to determine whether a finger is holding an object.
2. Lightweight design.
3. Up and down stroke adjustable.

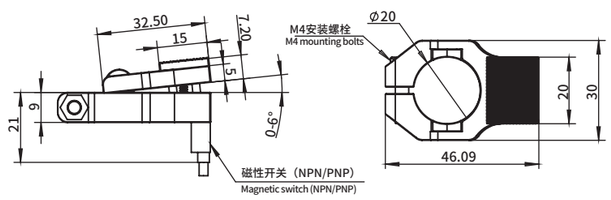

产品规格
Product specifications

货号 PN	型号 Model	检测方式 Detection method	工作温度 Operating temperature	开合角度 Opening and closing angle	重量 Weight
7.Y02102	GP3-20P	磁感检测 Magnetic induction testing	-40~70°C	0~6°	20.4g
7.Y02103	GP3-20N				20.4g

产品示例
Product samples

型材、钢管 Profile、SUS Tube
支架模组 Stents Module
快换 Quick Changer
夹具组件 Grip Module
气动剪刀 Air Nipper
真空组件 Vacuum Module
附件 Accessory Components

拨指选件
Finger Grippers Options

夹具拴
Clamp bolts

图纸
Drawing

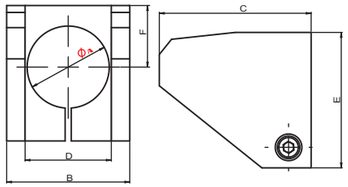

产品规格
Product specifications

货号(PN)	型号(Model)	A(mm)	B(mm)	C(mm)	D(mm)	E(mm)	F(mm)	重量(Weight)
7.Y00778	GP1-20	Ø20	30	37	21	33	15	20g
7.Y00779	GP1-30	Ø30	45	65	32	44	20	60g

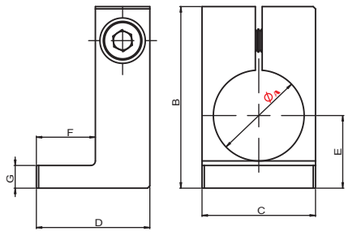

产品规格
Product specifications

货号(PN)	型号(Model)	A(mm)	B(mm)	C(mm)	D(mm)	E(mm)	F(mm)	G(mm)	重量(Weight)
7.Y00780	GP2-14	Ø14	24	19	12	11	6	3.5	5g
7.Y00781	GP2-20	Ø20	35	25	25	16	13	5	14g
7.Y00782	GP2-30	Ø30	45	35	25	21	13	5.5	23g

拨指选件
Finger Grippers Options

夹具拴
Clamp bolts

图纸
Drawing

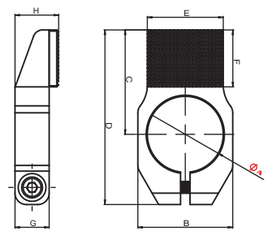

GP3-20L

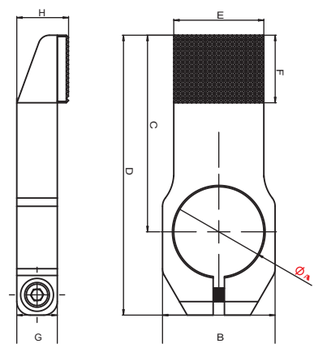

产品规格
Product specifications

货号(PN)	型号(Model)	A(mm)	B(mm)	C(mm)	D(mm)	E(mm)	F(mm)	H(mm)	G(mm)	重量(Weight)
7.Y00783	GP3-14	Ø14	19	19	32	14	11	8.5	6	6g
7.Y00700	GP3-20	Ø20	25	27.5	46	20	15	11.5	9	12g
7.Y00908	GP3-20L	Ø20	25	50	68.5	20	15	11.5	9	19.8g
7.Y00785	GP3-30	Ø30	37	40	63	30	20	14.1	10	30g

型材、钢管 Profile、SUS Tube
支架模组 Stents Module
快换 Quick Changer
夹具组件 Grip Module
气动剪刀 Air Nipper
真空组件 Vacuum Module
附件 Accessory Components

拨指选件
Finger Grippers Options

夹具拴
Clamp bolts

图纸
Drawing

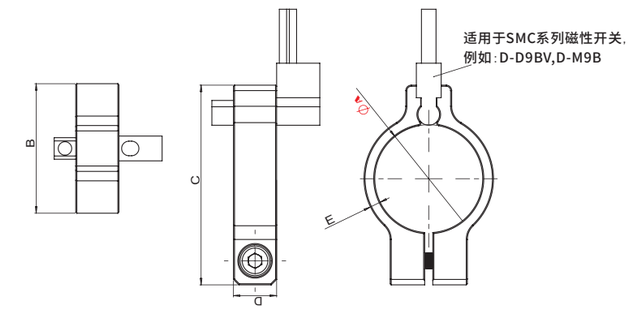

产品规格
Product specifications

货号(PN)	型号(Model)	A(mm)	B(mm)	C(mm)	D(mm)	E(mm)	重量(Weight)
7.Y00786	GS-14	Ø14	18	30	8	2	14g
7.Y00787	GS-20	Ø20	24	37	8	2	17g
7.Y00788	GS-30	Ø30	34	47	8	2	25g

单动拨指(GO系列)

One Finger Angular Pneumatic Grippers (Series GO)

GOF20-20-VMQ

GOF20-20-NBR

图纸

Drawing

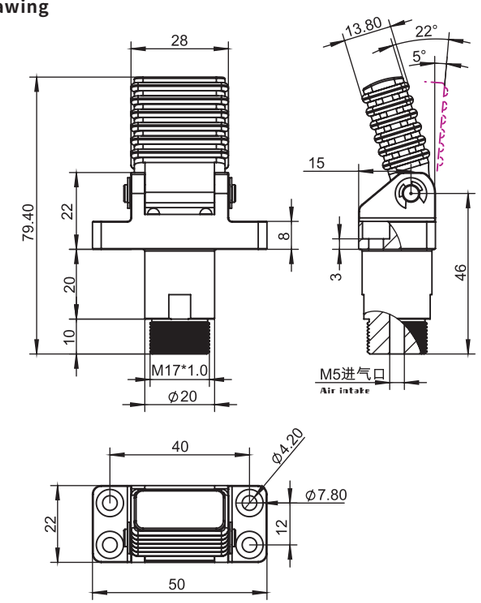

产品规格

Product specifications

货号(PN)	型号(Model)	重量(Weight)	耐高温Heat resistance (in ℃)
8.Y00396	GOF20-20-NBR	57.4g	-20 to 80
8.Y00395	GOF20-20-VMQ	57.4g	-40 to 160

GOP20-20-VMQ

GOP20-20-NBR

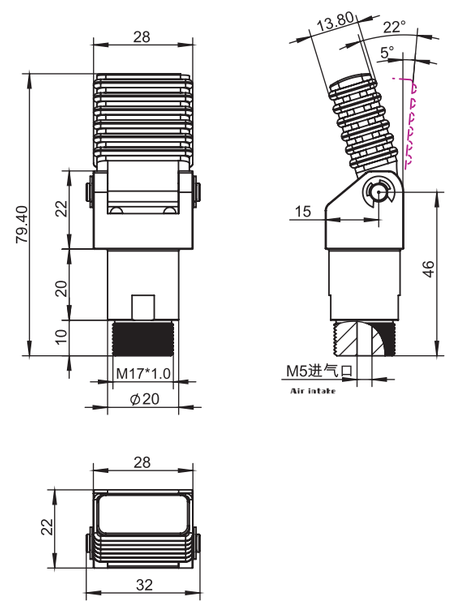

产品规格

Product specifications

货号(PN)	型号(Model)	重量(Weight)	耐高温Heat resistance (in ℃)
8.Y00398	GOP20-20-NBR	50g	-20 to 80
8.Y00397	GOP20-20-VMQ	50g	-40 to 160

可选的磁传感器

Optional Magnetic Sensors

磁性传感器（可选）通过活塞上的一个磁铁检测出操作位置。 因此，使用磁传感器是为了避免大量的磁性材料和强烈的磁场可能会造成传感问题。
可用的传感器:

The operating position is detected by magnetic proximity sensors (optional) through a magnet placed on the piston.
The use of magnetic proximity sensors is to be avoided in the vicinity of large masses of ferromagnetic material or intense magnetic fields as this may cause detection problems.
The sensors that can be used are:

D-M9PV

D-M9B

D-M9N M●NV

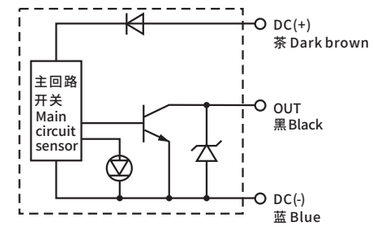

D-M9P M●PV

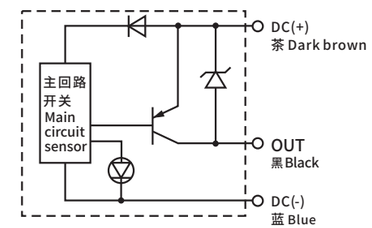

货号(PN)	1.Y00293
型号(Model)	D-MQ

D-M9B M●BV

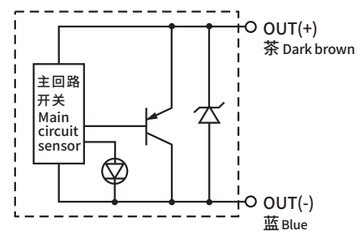

产品规格

Product specifications

货号(PN)	型号(Model)	开关类型	L(mm)
1.Y00310	D-M9B	NPN	电缆 cable 0.5m
1.Y00307	D-M9BL		电缆 cable 3.0m
1.Y02565	D-M9BV	NPN	电缆 cable 0.5m
1.Y03843	D-M9BVL		电缆 cable 3.0m
1.Y00311	D-M9N	NPN	电缆 cable 0.5m
1.Y00295	D-M9NL		电缆 cable 3.0m
1.Y00298	D-M9NV	NPN	电缆 cable 0.5m
1.Y03598	D-M9NVL		电缆 cable 3.0m
1.Y00309	D-M9P	PNP	电缆 cable 0.5m
1.Y02301	D-M9PL		电缆 cable 3.0m
1.Y00296	D-M9PV	PNP	电缆 cable 0.5m
1.Y02964	D-M9PVL		电缆 cable 3.0m

姿势组配件
Posture Set Accessories

产品描述
Product Description

- 90° 旋转。
- 单一动作。
- 通过压缩空气和弹簧复位起重。
- 多个安装附件。
- 可选的磁传感器。
- 90° rotation.
- Single-acting.
- Lifting by compressed air, spring reset.
- Several mounting accessories.
- Optional magnetic sensors.

图纸
Drawing

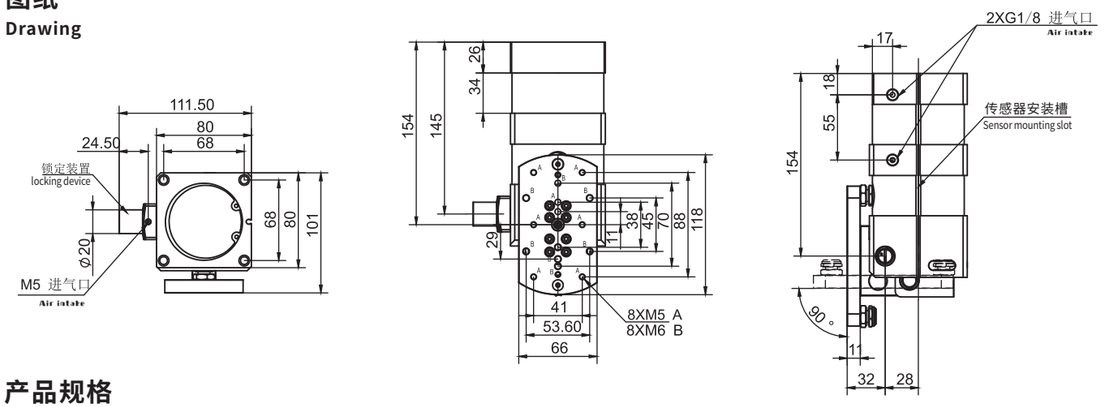

产品规格
Product specifications

货号(PN)	8.Y01007
型号(Model)	GFT60-90
介质 Medium	已过滤，润滑型 / 未润滑型压缩空气 Filtered,lubricated / non lubricated compressed air
压力范围 Pressure range	2 ~ 8 bar
解锁范围 Unlock pressure	> 3.5 bar
温度范围 Temperature range	5 ~ 60 °C.
倾斜角度 Tilt angle	90°
末端行程调节 End stroke adjustment	± 2°
循环空气消耗量 Cycle air consumption	462 cm^3
6 bar 压力下的起重扭矩(90° → 0°) Lift torque at 6 bar (90° → 0°) (Mu)	> 78 Nm
6 bar 压力下的降落扭矩(0° → 90°) Drop torque at 6 bar (0° → 90°) (Md)	> 42 Nm
允许的负载 Allowed load (F)	300 N
允许的力矩 Allowed moment (Mf)	30 Nm
重量 Weight	2520g

Min 姿势夹具
Min Posture Gripper

产品描述
Product Description

- 90° 旋转。
- 单一动作。
- 通过压缩空气和弹簧复位起重。
- 多个安装附件。
- 可选的磁传感器。
- 90° rotation.
- Single-acting.
- Lifting by compressed air, spring reset.
- Several mounting accessories.
- Optional magnetic sensors.

图纸
Drawing

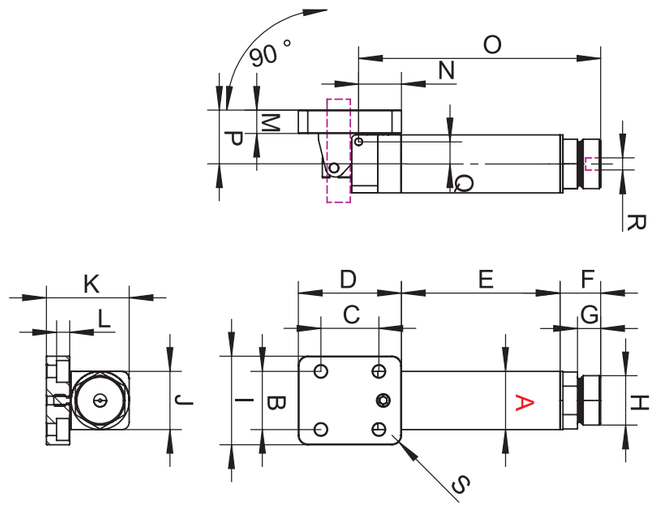

技术参数
Technical Parameters

货号 PN	型号 Model	介质 Medium	压力范围 Pressure range	温度范围 Temperature range	倾斜角度 Tilt angle	6 bar压力下的起重扭矩 Lift torque at 6 bar	重量 Weight
8.Y00094	GFN20-90	已过滤，润滑型 未润滑型压缩空气 Filtered,lubricated non lubricated compressed air	2 ~ 8 bar	-10 ~ 70 °C	90°	120 Ncm	65g
8.Y00116	GFN30-90					300 Ncm	210g

产品规格
Product specifications

货号 PN	型号 Model	A	B	C	D	E	F	G	H	I	J	K	L	M	N	O	P	Q	R	S
8.Y00094	GFN20-90	Ø20	20	20	35. 5	54. 6	14	8	17	30. 5	20	28. 5	4. 5	8	14. 74	83. 34	18. 5	7. 6	M5	3. 25
8.Y00116	GFN30-90	Ø30	25	25	46	81.5	19	11	M27*1	37	30	40	5. 5	10	18.5	119	25	11	M5	3

塑料浇口用气动剪刀
Air Nippers For Resin Gate

这些都是专业的气动剪刀，可安装在精确的浇口切割设备和备用夹具上。VESSEL 可提供丰富的选择，以满足各种需求。

These are high-class air nippers that can be mounted on gate cutting equipment and standby jigs for accurate, speedy cutting of resin products. VESSEL has a wide selection of items to meet a variety of needs, from around-theclock operations to high cutting precision.

Solution

切断，抓取，卷曲和打孔
Cut, grab, crimp and punch.

剪切直浇口树脂产品
Cutting direct gate molded components

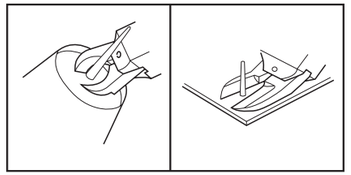

切割服装盒、头盔、管接头部件、垃圾桶、花盆等大口径的浇口。超长的使用寿命。

Cuts large diameter sprues such as garment cases, helmets, pipe joint parts, trash cans, planters.Superb durability in long term use.

剪切多模成型树脂产品
Gate cut for multiple impression molded components

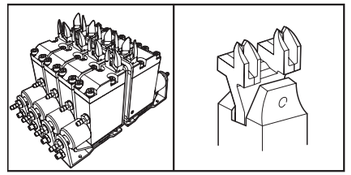

结构紧凑、轻便，带有报警装置，易于安装在卡盘和待机夹具上。能有效的削减匹配周期时间。

Compact, lightweight body and with a large selection of blade items, easy mounting on chuck board and standby jig. Achieves efficient cuts matching cycle time.

剪切珠宝饰品
Taking products from a jewelry tree



切割戒指、项链等贵金属。超强的耐用性和强大的刀头大大的提高了效率。

Cutting of precious metals for rings, necklaces etc. Superb durability and increased efficiency with powerful nipper blades.。

剪切透镜，导光板等透明产品
Gate cutting for lenses, LGP, and transparent products

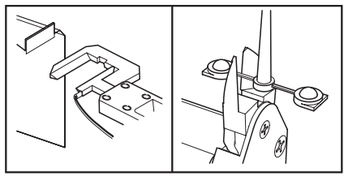

防止剪切浇口纹裂，卷边，白化，采用加热型气动剪刀进行剪切。刀头温度与剪切速度相互配合，达到高精度剪切效果。

Various heated nippers prevent cracks and whitening, the decisive the blades and cutting speed.factor is the heating temperature ofSupports demands for improvedflexibility and high precision cutting.

剪切药筒，食品盒等产品
Pre-form cutting for food and drug cases

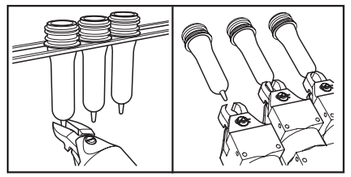

广泛安装于预成型机，提高生产效率和剪切精度，提升产品质量。

Improved efficiency in pre-forming nippers attached to flat finish pre-form molding machine.Cut precision is linked to product quality.

剪切电子元件和
Cutting electronic components and around boards

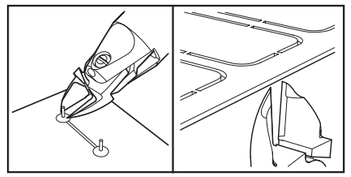

最适于手动剪切焊接后的电路引线，大幅降低手腕疲劳。电路板安装于台式机器人上进行剪切。

Optimal handy nippers for cutting lead lines after soldering to significantly reduce wrist strain. Substrate is attached to the desktop robot….

剪断卷线机绕线

Wire cutting with coil winding machine

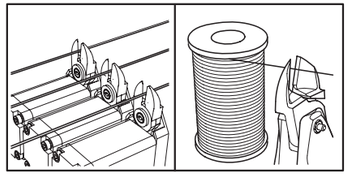

气动剪刀安装于卷线机绕线切断单元上，剪断不能撕开的粗线。

Attach to the nipper unit of automatic coil winding machine for power transformers, fan motors and ignition. Cutting thick diameter wires that cannot be torn off.

回收厂拆除用的手动工具

Hand tools for dismantling in recycling plants

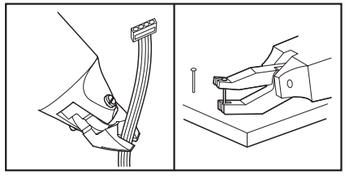

在个人电脑和办公自动化设备、弹球机、电视机、冰箱和洗衣机等回收工厂中切割各种电线，铜管和钢带等。钳可用于拔除弹球游戏机的销目。

Cuts a variety of wires, copper tubing and steel bands in recyding plants such as PCs and OA equipment, pachinko machines, TVs, and refrigerators. washing machines, etc. Nippers for the purpose of pulling out the pachinko machine pins.

用于端子的铆接，压边

Crimping task for solderless terminals

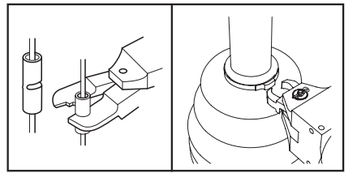

用于配电板，电子产品，照明设备等各种电路连接线的端子压边。降低手指和手腕疲劳。

For crimping terminals with various wiring harnesses such as for switchboards, electrical products and lighting equipment. Less strain on fingers and wrists.Increased work efficiency for stoprings for auto parts.

用于铝制品或树脂部材的开孔

Die cutter for aluminum products and plastic components

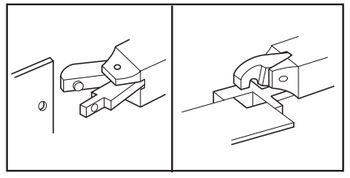

特殊定做刀头，可应用于铝制窗框或薄板的开孔。

By support for separate blades, allows punching and form cutting of aluminum sash and thin plates.

用于吹塑成型产品的开孔，冲孔

Punching of blow molded products, punching slotted holes

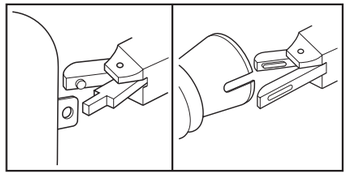

应用于生产工序中无法进行开孔，冲孔工序的容器，管路等产品。

Punching blow molded products. nunchina slotted holes for containers thatcannot be punched and automobile ducts. etc.

其他应用

Other applications

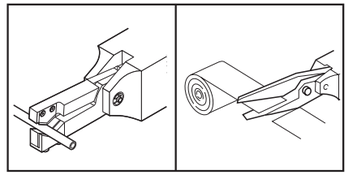

微刃气剪，可以切割各种难切割的纤维，碳纤维，芳纶纤维和软塑料板。用于切割牛仔裤，回收高尔夫球，纺织机械边缘切割的刀头等。

Micro-edoe air scissors that can out various hard-to-cut fibers, carbon, aramid fibers, and soft pastic sheets. Nippers for cutting belt loops of jeans, peeling recvdled oolf balk. cuttino edges with textile machinery, etc.

气动剪刀选择方法

Selection method for air nipper

材质确认 Check materials

需要剪切产品的材质？

- 金属丝
  - 钢丝
  - 铜丝
  - 钢琴线（未经热处理 / HV320 或以下）、贵重金属等
- 树脂成型品
  - 软塑料（聚氯乙烯，聚乙烯）
  - 硬塑料（丙烯酸，聚碳酸酯，ABS 等）
- 其他应用
  - 确认材质，实际应用和操作内容（弯曲、铆合、冲孔、自动剪切，手动剪切等）

What is the "cutting target (workpiece)"?

- Metal wire
  - Steel wire
  - Copper wire
- Molded plastic
  - Soft plastic (PP、PE、PS、PVC、PMMA、AS etc.)
  - Hard plastic (PPS, PA、PBT、LCP、ABS、POM、PC、GF etc.)
- Other applications
  - Check materials, applications and work. (Bending, caulking, punching, robotic hand, and scissors.)

尺寸检查 Check dimensions

切割部件的尺寸有多大？ How big is the "size of the cut portion"?

- 金属
  - 角度（mmxmm）[根据截面积选择型号]
  - 圆形（Φmm）
- 塑料
  - 角度（mmxmm）[根据截面积选择型号]
- 其他应用
  - 确认材质，实际应用和操作内容。

- Metal
  - Angle (mm× mm) [select model by cross-section area]
  - Round（Φmm）
- plastic
  - Angle (mm× mm) [select model by cross-section area]
- Other applications
  - Check materials, applications and work.

使用 Usage

“工作的状态 / 环境”是怎样的?

What is the "state/environment of the work"?

用于自动化剪切

用于手动剪切

安装在夹具上使用，等等

Used mounted on automated machinery and robots.
Used for manual work
Used mounted on a jig. And so forth

型号选择 Select model

选择合适的型号。
Choose a model suitable for the purpose.

请按照 [使用方式和剪切尺寸] 选取气动剪刀本体 ，按照 [剪切材质，尺寸，形状等] 选取刀头。
刀本体和刀头的特点，用途等，请参考各自的 [产品规格]，
另外本体选取时请参考 [性能选择指南]
根据剪切产品形状，材质的不同，标准品可能无法对应。

Choose based on "usage and cut dimensions" for the main unit, and "material and dimensions/shape" for the blades.
Refer to "product specifications" for the main unit/blade characteristics/usage, respectively. Also when selecting the machine, refer to "capability selection chart".
The shape/material of the workpiece may not be compatible with standard products.

性能选择指南
Capability selection chart

类型 Types	Cutting material 切割材质							适用机型 Application model	空气压力 Airpressure (MPa)
	铜丝 Copper wire	钢丝 无加热处理 Steel wire (Non-heat treated)	钢琴丝 (维氏硬度 320 以上) Piano wire (HV 320 or below)	软塑料 Soft 直径 (Diameter)	软塑料 Soft 横截面 (Cross Section)	硬塑料 Hard Plastic	端子压边 Solderless terminals		
N · NS · NR	1.0mm	0.5mm	0.2mm	2.0mm	3.1mm			NS2,N3,NS3,NR3	0.4~0.5
	1.0	0.5	0.3	2.0	2.6			N5,NS5,NR5	0.4~0.5
	1.6	1.0	0.5	3.0	7.0	2.0mm		N7,NS7,NR7	0.4~0.5
	1.8	1.2	0.5	4.0	12.5	2.6		N10,NS10L,NR10L	0.4~0.5
	2.3	1.7	0.6	4.5	15.8	4.0		N12	0.4~0.5
	2.6	2.0	1.0	7.0	38.4	5.0		N20,NS20,NR20	0.5~0.6
	3.3	2.8	1.2	10.0	78.5	6.5	1.25/2.0	N30,NS30,NR30	0.5~0.6
	5.5	4.5	2.0	12.0	113.0	6.5		N50,NR50	0.5~0.6
增压器 With pressure booster	2.6	1.6		5.0	19.6	4.0	12.5/2.0	P-10L	
	3.0	2.2		8.0	50.2	6.0	2.0/5.5	P-20	
	4.8	4.0		13.0	132.6	7.0	~0.8	P-30	
	6.5	5.5						P-50	
NY				2.0	3.1	1.3		NY03	0.4~0.5
	1.6	1.0		3.0	7.0	2.0		NF05，NY05	0.4~0.5
				3.5	9.6	2.3		NF10，NY10	0.4~0.5
				4.0	12.5	2.6		NF15，NY15	0.4~0.5
				5.0	19.6	3.4		NY25	0.5~0.6
NY				1.5	1.7	1.0		NT03	0.4~0.5
				2.5	4.9	1.5		NT05	0.4~0.5
				3.5	9.6	2.3		NT10	0.4~0.5
				5.0	19.6	3.4		NT20	0.4~0.5
	AS，HS，BJ，type		BBB	AP，PF，AJ，type			ACD type		

滑动式气动剪刀 NY 系列 横向型
GT-NY05/10/15/25 Slide-Off Air Nippers Horizontal-Type

横向滑动有助于空间有效利用。
机身紧凑（高度低），不妨碍卡盘运行。

The horizontal slide enables space to be used effectivelvy.
The low profile of the main unit allows work to be removed without obstructing the operations of the chuck plate.

图纸
Drawing

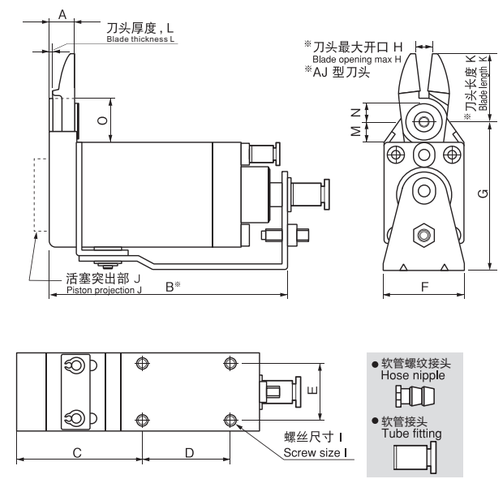

产品规格
Product specification

软塑料 Soft Plastic	硬塑料 Hard Plastic	铜 Copper	钢 Steel
容量 Capacity Ø (mm)			
3.0	2.0	1.6	1.0
3.0	2.0	1.6	1.0
3.0	2.0	1.6	1.0
3.0	2.0	1.6	1.0
3.5	2.3		
3.5	2.3		
3.5	2.3		
3.5	2.3		
4.0	2.6		
4.0	2.6		
4.0	2.6		
4.0	2.6		
5.0	3.6		
5.0	3.6		
5.0	3.6		
5.0	3.6		

型号（Model）	大小 Size (mm) A	B	C	D	E	F	G	H	I	J	K	L	M	N	O
GT-NY05 GT-NY05R GT-NY05-4 GT-NY05R-4	8.6	75.9	40.9	25	15	23	47.6	4	M4	3	2	1.6	8.5	6.25	16.5
GT-NY10 GT-NY10R GT-NY10-4 GT-NY10R-4	8.8	82.1	42.1	30	20	28	51.6	6	M4	5	24	1.6	7.5	6.25	15.5
GT-NY15 GT-NY15R GT-NY15-4 GT-NY15R-4	10.2	93	48	35	25	33	58	6	M4	5	27	2	7.5	6.25	16.5
GT-NY25 GT-NY25R GT-NY25-6 GT-NY25R-6	12.5	108.5	54.5		30	42	69	9	M5	2	31	2.5	10.5	7	20.5

型号 (Model)	Air Consumption(cm³/str.) 耗气量（cm³/str.）	Weight (g) 重量	Slide Direction/Distance(mm) 滑动方向 / 距离 (毫米)	Spec. & Size of the Hose Port 软管端口规格和尺寸
GT-NY05	48	155	Pull 0~3	W/hose nipple Hose I.D. Ø 2.5mm
GT-NY05R	48	155	Push 0~3	
GT-NY05-4	48	155	Pull 0~3	W/tube fitting Hose I.D. Ø 2.5XO.D. Ø 4mm
GT-NY05R-4	48	155	Push 0~3	
GT-NY10	68	210	Pull 0~3	W/hose nipple Hose I.D. Ø 2.5mm
GT-NY10R	68	210	Push 0~3	
GT-NY10-4	68	210	Pull 0~3	W/tube fitting Hose I.D. Ø 2.5XO.D. Ø 4mm
GT-NY10R-4	68	210	Push 0~3	
GT-NY15	136	319	Pull 0~5	W/hose nipple Hose I.D. Ø 2.5mm
GT-NY15R	136	319	Push 0~5	
GT-NY15-4	136	319	Pull 0~5	W/tube fitting Hose I.D. Ø 2.5XO.D. Ø 4mm
GT-NY15R-4	136	319	Push 0~5	
GT-NY25	184	580	Pull 0~5	W/hose nipple Hose I.D. Ø 4mm
GT-NY25R	184	580	Push 0~5	
GT-NY25-6	184	580	Pull 0~5	W/tube fitting Hose I.D. Ø 4XO.D. Ø 6mm
GT-NY25R-6	184	580	Push 0~5	

※ 叶片长度 (K) 和最大开度。(H) 为标准叶片 (AJ 型) 调整的尺寸。※ 气压···0.4~0.5 MPa (NY25 型 :0.5~0.6)※B 为 PUSH 型机型离切割位置的距离，PULL 型机型离起始位置的距离。
※Blade length (K) and opening max. (H) is the dimension adjusted for standard blade (AJ type).※Air Pressure···0.4~0.5 MPa (NY25 type: 0.5~0.6)
※B refers to the distance from the cut position for PUSH style models, and the distance from the start position for PULL style models.

滑动式气动剪刀 NY 系列 横向型

GT-NY03G/10G Slide-Off Air Nippers Horizontal-Type



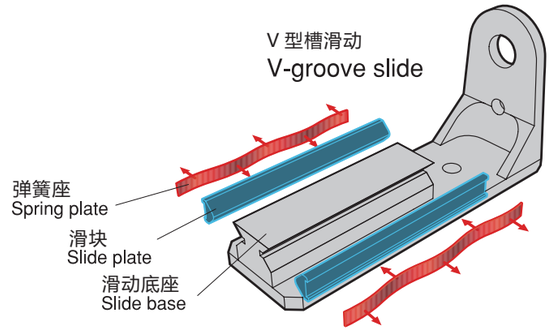

V 型槽滑座确保定位稳定。
本体不承受倾斜负荷 实现高精度剪切。
VESSEL's patented, V-groove slide base ensures constant, stable positioning. The unit is not subject to inclined loads, and has achieved high precision gate cutting performance.

图纸
Drawing

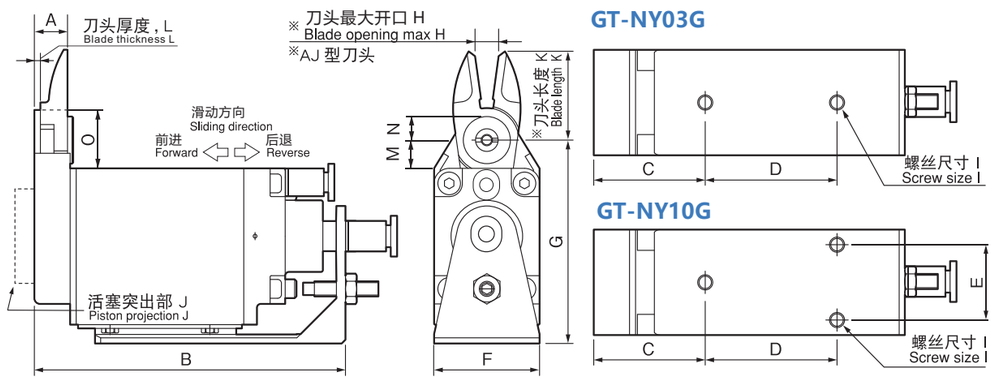

产品规格
Product specification

容量 Capacity ∅ (mm) 软塑料 Soft Plastic	硬塑 Hard Plastic
2.0	1.3
2.0	1.3
2.0	1.3
2.0	1.3
3.5	2.3
3.5	2.3
3.5	2.3
3.5	2.3

型号 (Model)	大小 Size (mm) A	B	C	D	E	F	G	H	I	J	K	L	M	N	O
GT-NY03G GT-NY03GR GT-NY03G-4 GT-NY03GR-4	8.6	74.9	29.5	30	-	19	46.5	3	M4	0	21	1.6	7.5	5.25	14.5
GT-NY10G GT-NY10GR GT-NY10G-4 GT-NY10GR-4	8.8	82.6	29.6	35	20	28	54	6	M4	5	24	1.6	7.5	6.25	15.5

型号 (Model)	Air Consumption(cm³/str.) 耗气量（cm³/str.）	Weight (g) 重量	Slide DirectionDistance(mm) 滑动方向 / 距离 (毫米)	Spec. & Size of the Hose Port 软管端口规格和尺寸
GT-NY03G	37	160	Pull 0~3	W/hose nipple Hose I.D. ø2.5mm
GT-NY03GR	37	160	Push 0~3	
GT-NY03G-4	37	160	Pull 0~3	W/tube fitting Hose I.D. ø2.5XO.D.ø4mm
GT-NY03GR-4	37	160	Push 0~3	
GT-NY10G	68	275	Pull 0~3	W/hose nipple Hose I.D. ø2.5mm
GT-NY10GR	68	275	Push 0~3	
GT-NY10G-4	68	275	Pull 0~3	W/tube fitting Hose I.D. ø2.5XO.D.ø4mm
GT-NY10GR-4	68	275	Push 0~3	

※ 叶片长度 (K) 和最大开度。(H) 为标准叶片 (AJ 型) 调整的尺寸。※ 气压 :0.4~0.5 MPa
※Blade length (K) and opening max. (H) is the dimension adjusted for standard blade (AJ type).※Air Pressure···0.4~0.5 MPa

Blade is optional. Note that forward and backward-facing blades are available

滑动式气动剪刀 NY 系列 横向复动式

GT-NY10S/25S Double Action Sliding Air Nippers

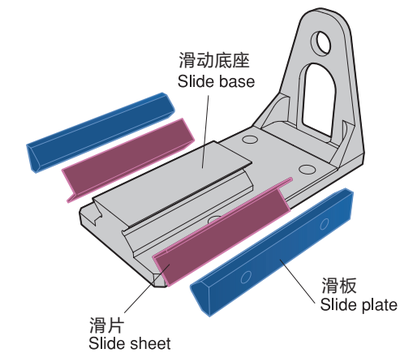

手动单元的无弹簧滑动结构提供平稳的运动。采用 V 型槽滑台进行高精度定位。
The springless slide construction of the main unit ensures smooth movement, and a V-groove slide base has been employed for high precision positioning.

图纸
Drawing

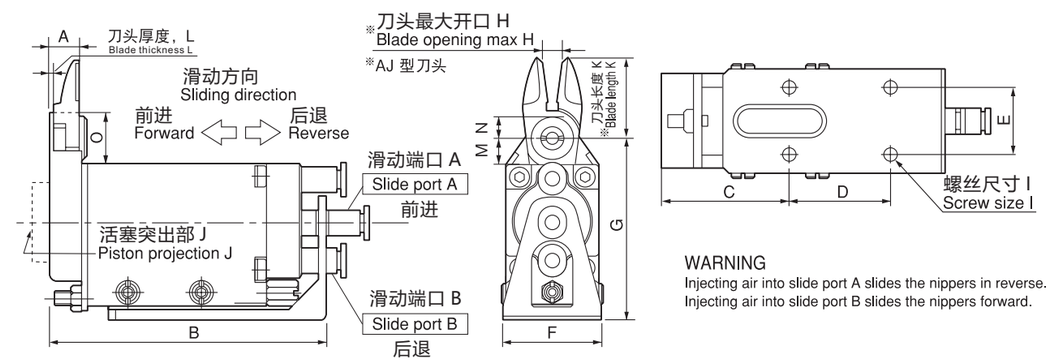

WARNING
Injecting air into slide port A slides the nippers in reverse.
Injecting air into slide port B slides the nippers forward.

产品规格
Product specification

容量 Capacity ∅ (mm) 软塑料 Soft Plastic	硬塑料 Hard Plastic
3.5	2.3
5.0	3.4

型号 (Model)	大小 Size (mm) A	B	C	D	E	F	G	H	I	J	K	L	M	N	O
GT-NY10S	8.8	84.5	38	30	20	32	55	6	M4	5	24	1.6	7.5	6.25	15.5
GT-NY25S	12.5	106.5	47	40	30	47	72	9	M5	2	31	2.5	10.5	7	20.5

型号 (Model)	Air Consumption(cm³/str.) 耗气量（cm³/str.）	Weight (g) 重量	Slide Direction/Distance(mm) 滑动方向 / 距离 (毫米)	Spec. & Size of the Hose Port 滑动方向 / 距离 (毫米)
GT-NY10S	68	300	0~3.5	W/tube fitting Hose I.D. ∅ 2.5XO.D. ∅ 4mm
GT-NY25S	184	695	0~5.0	W/tube fitting Hose I.D. ∅ 4XO.D. ∅ 6mm

※ 叶片长度 (K) 和最大开度。(H) 为标准叶片 (AJ 型) 调整的尺寸。
※ 气压···NY10S:0.4-0.5 MPa/NY25S:0.5-0.6 MPa
※Blade length (K) and opening max. (H) is the dimension adjusted for standard blade (AJ type).
※Air Pressure···NY10S:0.4-0.5 MPa/NY25S:0.5-0.6 MPa

固定式气动剪刀 NF 系列
GT-NY05S/10/15 Type-F Air Nippers

本体设计小巧轻便，便于设备内部及大量安装使用。

These compact. lightweight nippers have been designed or easy mounting inside equipment and to enable secure mounting under high-densify mounfing conditions.

图纸
Drawing

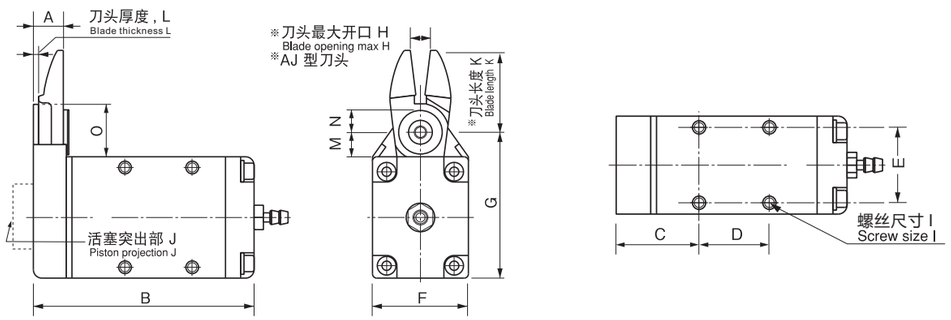

产品规格
Product specification

容量 Capacity ∅ (mm) 软塑料 Soft Plastic	硬塑料 Hard Plastic	铜 Copper	钢 Steel
3.0	2.0	1.6	1.0
3.5	2.3	1.7	1.1
4.0	2.6	1.8	1.2

型号（Model）	大小 Size (mm) A	B	C	D	E	F	G	H	I	J	K	L	M	N	O
GT-NF05	8.6	59.9	21.9	17	18	23	39.5	4	M3	3	22	1.6	8.4	6.25	16.4
GT-NF10	8.8	65.1	23.1	20	22	28	43.5	6	M3.5	5	24	1.6	7.4	6.25	15.4
GT-NY15	10.2	73	25	25	26	33	48.5	8	M4	5	27	2	7.4	6.25	16.4

型号（Model）	Air Consumption(cm³/str.) 耗气量（cm³/str.）	Weight (g) 重量	Spec. & Size of the Hose Port 软管端口规格和尺寸
GT-NF05	43	101	W/hose nipple Hose I.D. ∅ 2.5mmx ∅ 4mm
GT-NF10	63	143	
GT-NY15	128	219	

※ 叶片最大开度。(K) 为标准叶片 (AJ 型) 调整尺寸，NF10 安装螺钉 (M3,5) 作为备件。※ 气压···0.4-0.5 MPa
※Blade opening max. (K) is the dimension adjusted for standard blade (AJ type), Mounting screw for NF10 (M3,5) is regarded as spare part. ※Air Pressure···0.4-0.5 MPa

滑动式气动剪刀 横向型 搭配刀头
Slide-off air nipper horizontal-type blades

AJ/RAJ/AJB
树脂用直刀 Straight blades for plastic — Plastic 塑料

AJ/ 刀刃水平，无倾斜角，可垂直剪切。RAJ/AJ 的反刃刀头，AJB/AJ 的加硬刀头，用于剪切硬塑料或含有玻璃纤维的塑料，提高耐用性。

AJ/ This is a vertical set of blades with an unbeveled cutting edge. You can apply it at a right angle to the gate. RAJ/ This is a reverse bevel of AJ type. AJB/ This has a brazed carbide tip, suitable for cutting hard plastic or plastic containing glass fiber.

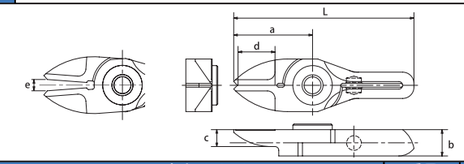

型号（Model）	大小 Size(mm) a	b	c	d	e	l	重量 Weight(g)	材质 Material	应用程序模型 Application model
NY03AJ	21	7	4.5	10.5	3	48	17	Special alloy steel	GT-NY03G(-4)
NY03RAJ	21	7	4.5	10.5	3	48	17	Special alloy steel	GT-NY03GR(-4)
NY05AJ	22	7	5	10.5	4	53	22	Special alloy steel	GT-NY05G(-4)/NF05
NY05RAJ	22	7	5	10.5	4	53	22	Special alloy steel	GT-NY05GR(-4)/NF05
NY05AJB	22	7	5	10.5	4	53	22	Sintered Alloy	GT-NY05(-4)/NF05
NY10AJ	24	7.2	5	12	6	57	28	Special alloy steel	GT-NY10(-4)/NY10G(-4)/NF10/NY10S
NY10RAJ	24	7.2	5	12	6	57	28	Special alloy steel	GT-NY10R(-4)/NY10GR(-4)/NF10/NY10S
NY15AJB	24	7.2	5	12	6	57	28	Sintered Alloy	GT-NY10(-4)/NY10GR(-4)/NF10/NY10S
NY15AJ	27	8.2	5.5	13	8	65	41	Special alloy steel	GT-NY15G(-4)/NF15
NY15RAJ	27	8.2	5.5	13	8	65	41	Special alloy steel	GT-NY15R(-4)/NF15
NY15AJB	27	8.2	5.5	13	8	65	41	Sintered Alloy	GT-NY15(-4)/NF15
NY25AJ	31	10	6	16	9	77	65	Special alloy steel	GT-NY25(-6)/NF25S
NY25RAJ	31	10	6	16	9	77	65	Special alloy steel	GT-NY25GR(-6)/NF25S
NY25AJB	31	10	6	16	9	77	65	Sintered Alloy	GT-NY25(-6)/NF25S

AJL
树脂用加长直刀 Straight long blades for plastic — Plastic 塑料

AJL/ 这是一个加长型的直刀头。适用于刀头与浇口之间距离较远时。

AJL/ This is a long type set of straight blades. This is useful when there is distance between the nippers and the gate cut portion of the workpiece.

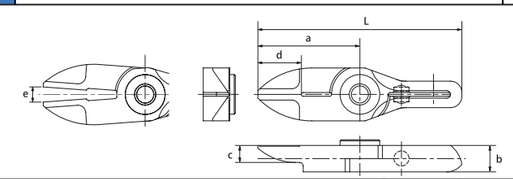

型号（Model）	大小 Size(mm) a	b	c	d	e	l	重量 Weight(g)	材质 Material	应用程序模型 Application model
NY03AJL	27	7	4.5	10.5	4	54	21	Special alloy steel	GT-NY03G(-4)
NY05AJL	31	7	5	10.5	5.5	62	29	Special alloy steel	GT-NY05G(-4)/NF05
NY10AJL	33	7.2	5	12	8	66	37	Special alloy steel	GT-NY10(-4)/NY10G(-4)/NF10/NY10S
NY15AJL	38	8.2	5.5	13	11	76	50	Special alloy steel	GT-NY15(-4)/NF15
NY25AJL	46	10	6	16	13	92	88	Special alloy steel	GT-NY25(-6)/NY25S

AJT
树脂用薄刃直刀 Thin, straight blades for plastic — Plastic 塑料

AJT/ 这是一组具有薄切削刃的直刀头。它可以很干净地修剪横截面，不留下残余物。

AJT/ This is a set of straight blades with a thin cutting edge. It can cleanly trim cross sections without remnants.

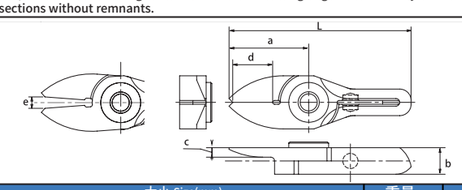

型号（Model）	大小 Size(mm) a	b	c	d	e	l	重量 Weight(g)	材质 Material	应用程序模型 Application model
NY03AJT	21	7	2.5	10.5	3	48	17	Special alloy steel	GT-NY03G(-4)
NY05AJT	22	7	3	10.5	4	53	21	Special alloy steel	GT-NY05G(-4)/NF05
NY10AJT	24	7.2	3	12	6	57	26	Special alloy steel	GT-NY10(-4)/NY10G(-4)/NF10/NY10S
NY15AJT	27	8.2	3.5	13	8	65	38	Special alloy steel	GT-NY15(-4)/NF15

滑动式气动剪刀 横向型 搭配刀头
Slide-off air nipper horizontal-type blades

AD

树脂用立体双面带刃刀头 Lift blades for plastic

Plastic 塑料

AD/ 双面连接浇口的剪切。
AD/ This is used for batch processing of the three-dimensional gate such as ride gate.

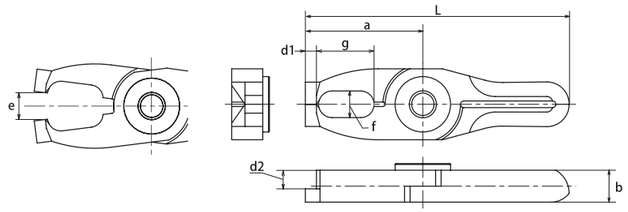

型号 (Model)	大小 Size(mm) a	b	fxg	d1	d2 (mm)	e (mm)	L (mm)	重量 Weight(g)	材质 Material	应用程序模型 Application model
NY10AD	26.5	7.2	6x13	2.5	4.2	6	59.5	31	Special alloy steel	GT-NY10(-4)/NY10G（-4）/NF10/NY10S
NY15AD	30	8.2	7x14	3	4.7	8	68	45	Special alloy steel	GT-NY15(-4)/NF15
NY25AD	35	10	8x17	4	6	9	81	75	Special alloy steel	GT-NY25(-6)/NY25S

AH/RAH

树脂用 L 型刀头 Crank blades for plastic

Plastic 塑料

AH/ 刀头前端成 L 型，有障碍物或浇口狭窄时有效。RAH/ AH 的反刃刀头。
AH/ This is a set of blades with a clamped cutting edge for plastic. It is effective when there are obstructions or the gate is narrow. RAH/ This is a reverse bevel of AH type used when installing the
main units face-to-face.

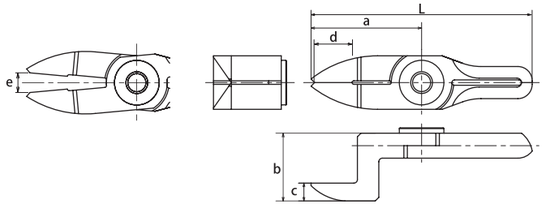

型号 (Model)	大小 Size(mm) a	b	c	d	e	l	重量 Weight(g)	材质 Material	应用程序模型 Application model
NY05AH	31	19	5	10.5	5.5	62	37	Special alloy steel	GT-NY05G(-4)/NF05
NY05RAH	30	12	5	10.5	5	61	31	Special alloy steel	GT-NY05R(-4)/NF05
NY10AH	33	20	5	12	8	66	43	Special alloy steel	GT-NY10(-4)/NY10G(-4)/NF10/NY10S
NY15AH	38	21.5	5.5	13	11	76	63	Special alloy steel	GT-NY15(-4)/NF15
NY15RAH	35	13.2	5.5	13	9	73	52	Special alloy steel	GT-NY15R(-4)/NF15
NY25AH	46	24	6	17	13	92	110	Special alloy steel	GT-NY25(-6)/NY25S
NY25RAH	42	16	6	16	12	88	89	Special alloy steel	GT-NY25R(-6)/NY25S

BJ/RBJ

金属用直刀头 Straight thin blades for metal

Plastic 塑料

BJ/ 刀刃水平，无倾斜角，可垂直剪切。 RBJ /BJ 的反刃刀头。

BJ/ This is a set of vertical blades with an unbeveled cutting edge for metal. RBJ/ This is a reverse bevel of BJ type.

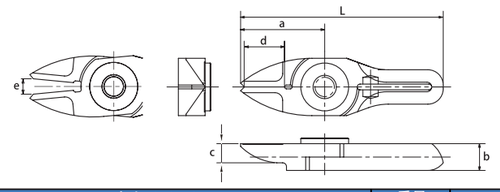

型号 (Model)	大小 Size(mm) a	b	c	d	e	l	重量 Weight(g)	材质 Material	应用程序模型 Application model
NY05BJ	22	7	5	10.5	4	53	22	Special alloy steel	GT-NY05(-4)/NF05
NY05RBJ	22	7	5	10.5	4	53	22	Special alloy steel	GT-NY05R(-4)/NF05

滑动式气动剪刀 NT 系列 纵向型
GT-NT03/05/10/20 Slide-Off Air Nippers Vertical-Type

刀刃开口大小可微调，确保剪切面不产生碎屑。
刀头不分正刃反刃，可同时对应 [推出型] 和 [拉回型] 本体。

Blade gape is adjustable,and fine adiustments are easy to make after mounting the nippers. ensuring clean, unblemished cut surfaces.

图纸
Drawing

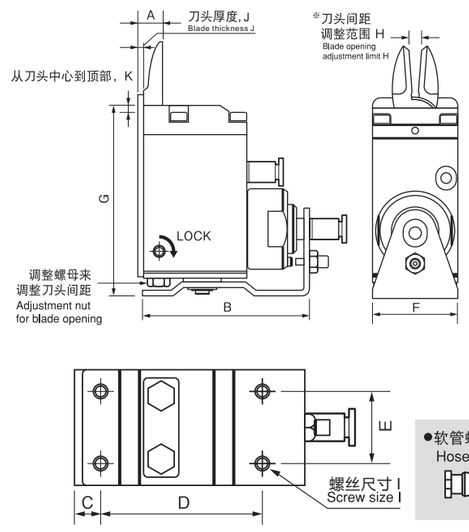

产品规格
Product specification

容量 Capacity ∅ (mm) 软塑料 Soft Plastic	硬塑料 Hard Plastic
1.5	1.0
1.5	1.0
1.5	1.0
1.5	1.0
2.5	1.5
2.5	1.5
2.5	1.5
2.5	1.5
3.5	2.3
3.5	2.3
3.5	2.3
3.5	2.3
5.0	3.4
5.0	3.4
5.0	3.4
5.0	3.4

型号 (Model)	大小 Size (mm) A	B	C	D	E	F	G	H	I	J	K
GT-NT03 GT-NT03R GT-NT03-4 GT-NT03R-4	9	62	7	43	14	19	68.1	1.5~3	M3	2	5
GT-NT05 GT-NT05R GT-NT05-4 GT-NT05R-4	9	64	7	45	20	32	71.1	3~6	M4	2	5
GT-NT10 GT-NT10R GT-NT10-6 GT-NT10R-6	11	73	8	53	24	38	88.1	4~7	M4	2	5
GT-NT20 GT-NT20R GT-NT20-6 GT-NT20R-6	14	103	10	80	28	44	102.1	4.5~9	M5	2	6

滑动式气动剪刀 NT 系列 纵向型

GT-NT03/05/10/20 Slide-Off Air Nippers Vertical-Type

型号（Model）	Air Consumption(cm^3/str.)	Weight (g) 重量	Slide Direction/Distance(mm) 滑动方向 / 距离 (毫米)	Spec. & Size of the Hose Port 软管端口规格和尺寸
GT-NT03	27	178	Pull 0~3	W/hose nipple Hose I.D.
GT-NT03R	27	178	Push 0~3	
GT-NT03-4	27	178	Pull 0~3	W/tube fitting Hose I.D. ∅ 2.5XO.D. ∅ 4mm
GT-NT03R-4	27	178	Push 0~3	
GT-NT05	47	325	Pull 0~3	W/hose nipple Hose I.D. ∅ 2.5mm
GT-NT05R	47	325	Push 0~3	
GT-NT05-4	47	325	Pull 0~3	W/tube fitting Hose I.D. ∅ 2.5XO.
GT-NT05R-4	47	325	Push 0~3	
GT-NT10	82	515	Pull 0~3	W/hose nipple Hose I.D. ∅ 2.5mm
GT-NT10R	82	515	Push 0~3	
GT-NT10-6	82	515	Pull 0~3	W/tube fitting Hose I.D. ∅ 4XO.D. ∅ 6mm
GT-NT10R-6	82	515	Push 0~3	
GT-NT20	203	930		W/hose nipple Hose I.D.
GT-NT20R	203	930	Push 0~8	
GT-NT20-6	203	930	Pull 0~8	W/tube fitting Hose I.D. ∅ 4XO.D. ∅ 6mm
GT-NT20R-6	203	930	Push 0~8	

※ 叶片开口调整极限 (H) 是标准叶片 (AJ 型) 调整的尺寸。
※ 气压 0.4-0.5 MPa
※Blade opening adjustment limit (H) is the dimension adjusted for standard blade (AJ type).
※Air Pressure0.4-0.5 MPa

滑动式气动剪刀 纵向型 搭配刀头

Slide-off air nipper vertical-type blades

AJ/AJH/AJB

树脂用直刀 Straight blades for plastic

Plastic 塑料

AJ / 刀刃水平，无倾斜角，可垂直剪切。AJH/AJ 的加硬刀头（硬质合金）提高耐用性。AJB/AJ 的加硬刀头（超硬碳钢），用于剪切硬塑料或含有玻璃纤维的塑料，提高耐用性。

AJ/ This is a set of vertical blades with an unbeveled cutting edge. You can apply it at a right angle to the gate. AJH/ This has a brazed high-speed steel tip suitable for cutting hard plastic. AJB/ This has a brazed carbide tip used for cutting hard plastic or plastic containing glass fiber. Improved durability.

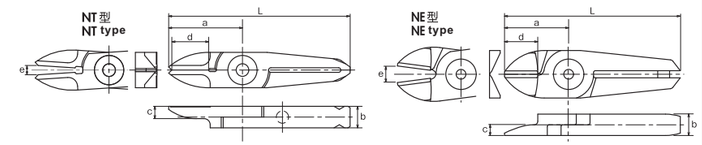

型号 (Model)	大小 Size(mm) a	b	c	d	e	l	重量 Weight(g)	材质 Material	应用程序模型 Application model
NT03AJ	24	7	4	11	3	59	20	Special alloy	GT-NT03 type
NT05AJ	29	7	5	15	6	65	30	Special alloy	GT-NT05 type
NT05AJH	29	7	5	15	6	65	30	Special alloy	
NT05AJB	29	7	5	15	6	65	30	Sintered Alloy	
NE5AJ	24	7	3.5	12	6	60	35	Special alloy	
NT10AJ	35	9	6	17	7	82	62	Special alloy	GT-NT10 type
NT10AJH	35	9	6	17	7	82	76	Special alloy	
NT10AJB	35	9	6	17	7	82	76	Sintered Alloy	
NT10AJ	27	9	4.5	12	7	74	70	Special alloy	
NT20AJ	40	12	6	20	9	97	120	Special alloy	GT-NT20 type
NT20AJH	40	12	6	20	9	97	120	Special alloy	
NT20AJB	40	12	6	20	9	97	120	Sintered Alloy	

AJL

树脂用加长直刀 Straight long blades for plastic

Plastic 塑料

AJL/AJ 的刀刃加长型，刀头与浇口距离较远时有效。

AJL/ This is a long type set of straight blades. This is useful when there is distance between the nippers and the gate cut portion of the workpiece.

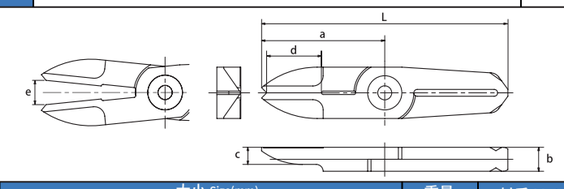

型号 (Model)	大小 Size(mm) a	b	c	d	e	l	重量 Weight(g)	材质 Material	应用程序模型 Application model
NT05AJL	36	7	5	15	7	72	39	Special alloy steel	GT-NT05 type
NT10AJL	47	9	6	17	9	94	62	Special alloy steel	GT-NT10 type
NT20AJL	57	12	6	20	12	114	156	Special alloy steel	GT-NT20 type

AJT

树脂用薄刃直刀 Thin,straight blades for plastic

Plastic 塑料

AJT/AJ 的薄刃直刀，高精度剪切，不留残余物。

AJT/ This is a set of straight blades with a thin cutting edge. It can cleanly finish cross sections without remnants.

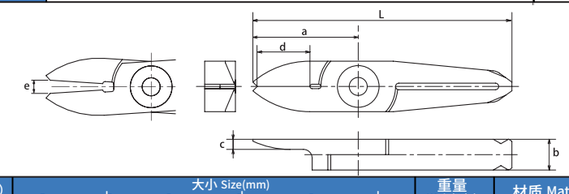

型号 (Model)	大小 Size(mm) a	b	c	d	e	l	重量 Weight(g)	材质 Material	应用程序模型 Application model
NT03AJT	24	7	2.3	11	3	59	19	Special alloy steel	GT-NT03 type
NT05AJT	29	7	3	15	6	65	29	Special alloy steel	GT-NT05 type
NT10AJT	35	9	4	17	7	82	65	Special alloy steel	GT-NT10 type

滑动式气动剪刀 纵向型 搭配刀头
Slide-off air nipper vertical-type blades

AJY

树脂用薄型直刀（靠近浇口） Thin, straight blades for plastic

Plastic 塑料

AJY/ 当相对的浇口之间的宽度太短并且刀头因为它的厚度不能进入时，这是有效的。

AJY/ This is effective when the width between the opposing gates is too short and the thickness of the blades will not go in.

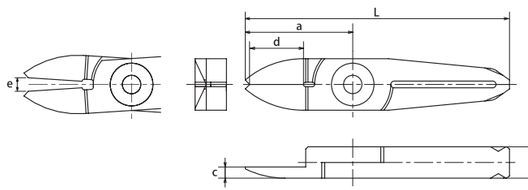

型号 (Model)	大小 Size(mm) a	b	c	d	e	l	重量 Weight(g)	材质 Material	应用程序模型 Application model
NT03AJY	24	7	2.5	11	3	59	19	Special alloy steel	GT-NT03 type
NT05AJY	29	7	5	15	6	65	29	Special alloy steel	GT-NT05 type
NT10AJY	35	9	4	17	7	72	82	Special alloy steel	GT-NT10 type

AD

树脂用立体双面带刃刀头 Lift blades for plastic

Plastic 塑料

AD/ 处理搭接浇口有效。
AD/ This is used for batch processing of the three-dimensional gate such as ride gate.

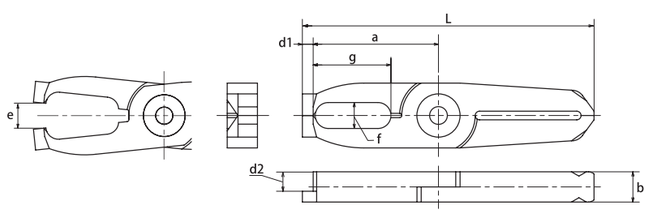

型号 (Model)	大小 Size(mm) a	b	fxg	d1 (mm)	d2 (mm)	e (mm)	L (mm)	重量 Weight(g)	材质 Material	应用程序模型 Application model
NT05AD	31.5	7	6x18	2.5	4.5	6	67.5	37	Special alloy steel	GT-NT05 type
NT10AD	39	9	8x21.5	4	5	7	86	65	Special alloy steel	GT-NT10 type
NT20AD	46	12	9x24.5	6	7	9	103	141	Special alloy steel	GT-NT20 type

AJV

树脂用 V 刃直刀 V shaped straight blades for plastic

Plastic 塑料

AJV/ 处理曲面浇口或剪切后必须无残留时有效。

AJV/ This is suitable for gate processing when the cross section is curved or the cut end must not be left.

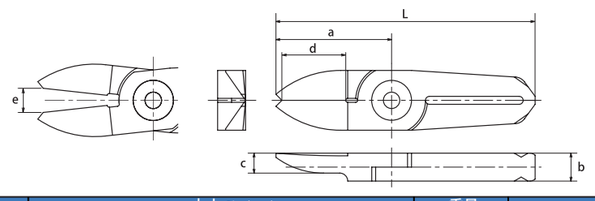

型号 (Model)	大小 Size(mm) a	b	c	d	e	l	重量 Weight(g)	材质 (Material)	应用程序模型 Application model
NT05AJV	29	7	5	15	6	65	29	Special alloy steel	GT-NT05 type
NT10AJV	35	9	6	17	7	82	63	Special alloy steel	GT-NT10 type

滑动式气动剪刀 纵向型 搭配刀头
Slide-off air nipper vertical-type blades

AE

树脂用剪钳刀头 Nipping blades for plastic

Plastic 塑料

AE/ 处理直接浇口和搭接浇口时有效。
AE/ Used for processing plastic gates such as ride gates and discard gates.

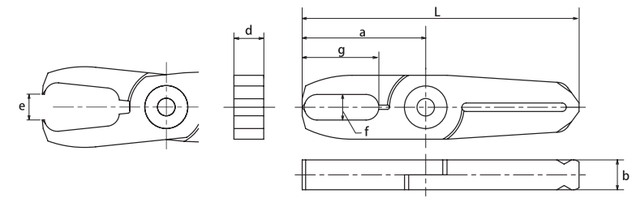

型号 (Model)	大小 Size(mm) a	b	fxg	d	e	L	重量 Weight(g)	材质 Material	应用程序模型 Application model
NT05AE	29	7	6x18	7	6	65	36	Special alloy steel	GT-NT05 type
NT10AE	35	9	8x21.5	9	7	82	75	Special alloy steel	GT-NT10 type

推刀式气动剪刀
GT-NK10 Thrust-Cut Air Nipper



该气剪可以配合脚踏开关或高精度机器切割薄膜浇口。
从薄端切割，防止切割边缘周围的皱褶。

These nippers are equipped with a foot switch and are linked to high precision drivers, enabling the cutting of film-shaped gates from the thin end. preventing wrinkles around the cut.

图纸
Drawing

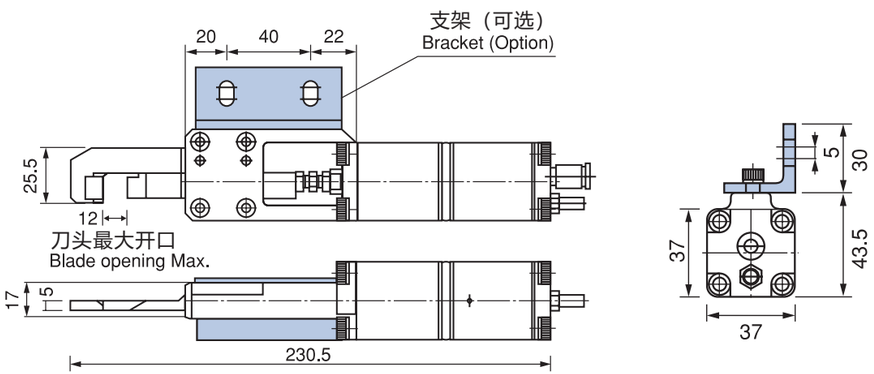

产品规格
Product specification

Capacity ∅ (mm)/ 能力∅ (mm) ABS Plastic/ABS 塑料
5

型号（Model）	Air Consumption(cm³/str.) 耗气量（cm³/str.）	Air Pressure(MPa) 空气压力 (MPa)	Weight (g) 重量	Applied Pressure(N) 应用压力 (N)	Spec. & Size of the Hose Port 软管端口规格和尺寸刀
GT-NK10	110	0.4~0.5	800	735	Hose I.D. ∅ 2.5XO.D. ∅ 4mm

·软管接头 :I.D. ∅ 4 × od . ∅ 6mm·活塞行程··最大。12 毫米
·Hose Coupling: I.D. ∅ 4 × O.D. ∅ 6 mm ·Piston stroke···Max.12 mm

推刀式气动剪刀专用刀头
Thrust-Cut Air Nipper blades

NK10AJ	推刀式气动剪刀专用刀头 Thrust-Cut Air Nipper blades 这是一组专用的 GT-NK10 刀头。适合处理附在机器人手上的薄膜浇口。 This is a dedicated set of blades for GT-NK10. Suitable for processing of film gates attached to robot hands.	Plastic 塑料

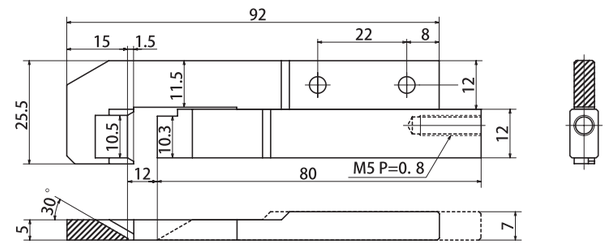

型号 (Model)	大小（毫米） Size(mm)	形状（Shape）	O.A.L. (mm)	重量 Weight（g）	材质 Material	应用程序模型 Application model
NK10AJ	As above	For metal cutting (Knife type)	95	96	Special alloy steel	GT-NK10

相关产品 Related items

定时控制器
GT-TC-02 Timing Controller

图纸
Drawing

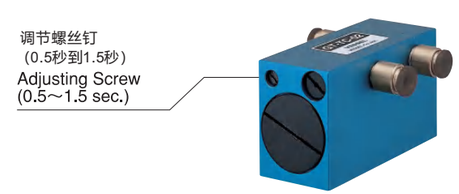

通过在气源和气动剪刀之间安装此控制器，
可以调整本体滑动和刀头剪切时间。
（大约 0.5 秒到 1.5 秒）

Connected between the compressor and the air nippers, the timing controller enables adjustments to the slide and cutting timing.
(Approximately 0.5 seconds to 1.5 seconds)

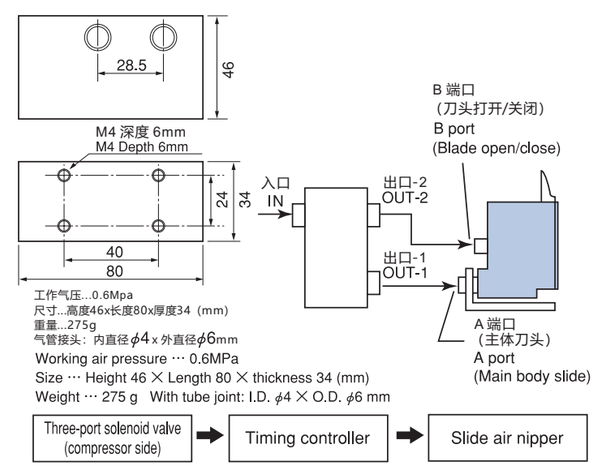

可连接钳（参考） Connectable nippers (Reference)

No. GT-	NY05	NY10	NY15	NY25	NT03	NT05	NT10	NT20	NB20	NB30	NB20LW	NB30LW
Connectable unit	4	3	1	1	6	4	2	1	2	1	2	1(pcs)



气动加热推力
Heat Air Nippers

气动加热推力，切割透明产品时，可以有效的抑制裂纹，使切割面更加美观。

These air nippers are connected to a heater to suppress cracks and whitening of clear materials such as acrylic.
The gate is slowly melted as it's cut, resulting in a clean, unblemished cut surface.

油压辅助型气动剪刀
GT-N2010H-10 Heat Air Nippers

NEW

货号（PN）	8.Y01070
型号 (Model)	GT-N2010H-10

图纸
Drawing

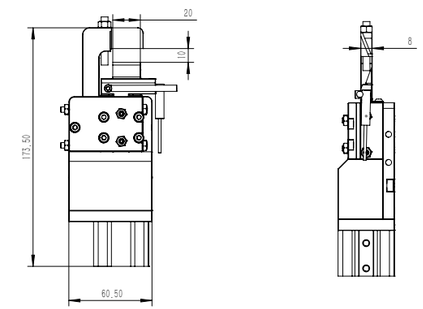

加热剪刀用于剪切一些气动剪刀剪不动的东西，并且可以增加剪切面美观度。
最大可以剪切 3mm 高度，宽 15mm 的 PC 料。
温度最高可达 240 度。
采用了油压的方式，切割的力更大。
切割透明产品时，可以有效的抑制裂纹，使切割面更加美观。

Heated scissors are used to cut some things that pneumatic scissors can not cut, and can increase the beauty of the shear surface.
PC material with a maximum height of 3mm and a width of 15mm can be cut.
Temperatures can reach up to 240°c degrees.
The method of oil pressure is adopted, and the cutting force is greater.
When cutting transparent products, cracks can be effectively suppressed to make the cutting surface more beautiful.

气液转换器
AHC32X50

NEW

货号（PN）	1.Y02005
型号 (Model)	AHC32X50

运用案例
Application example

油压辅助型气动剪刀（推刀式）
GT-NKH20XL-25/NKH20XR-25 Heat Air Nippers (Air Hydro Type)



刀头电镀处理，防止融化树脂附着。
特殊加工，提高刀头耐用性。
刀头单元一体化，与传统型号相比更容易更换。

Highly durable PTFE Plating blades; melted resin does not adhere to them.
Improved durability of blades with High-Speed chip brazed.
Easier blade replacement than conventional models; take out the blade unit
and exchange with the new one.

需要另外购买液压控制器。
可定制刀头长度和气缸大小。
Requires separately sold Hydro Controller.
Custom-made blade lengths and cylinder capacities available.

图纸
Drawing

NKH20XL-25

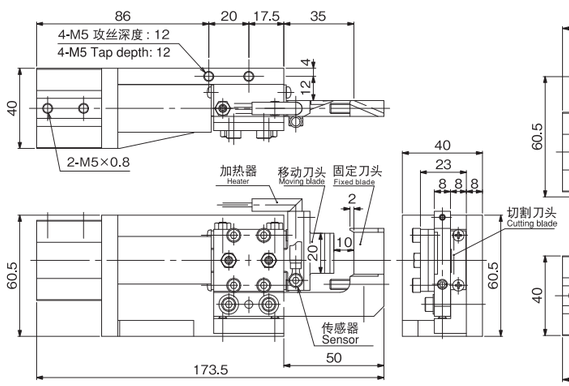

NKH20XR-25

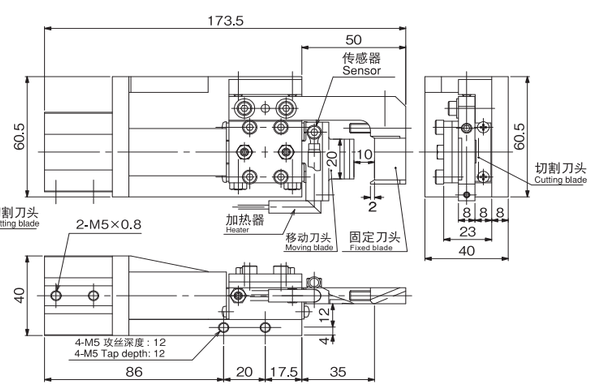

产品规格
Product specification

型号（Model)	Cutting Capacity ∅ (mm) 切割能力∅ (mm) Acril	Blade Edge Temp. 刀片边缘温度。(MAX° c)	Air Consumption(cm³/str.) 空气消耗量 (cm³/ str)。	Piston Stroke(mm) 活塞行程 (mm)	Weight (g) 重量
GT-NKH20XL-25/NKH20XR-25	10x1.5	180	60	10	690

• 工作空气软管内径 :4mm
※ 以上重量只是一个产品，不包括加热器和传感器的重量。
※200V 交流 /220V 交流 /240V 交流加热器也可定制。
• 含加热器 :html -28.5-6.25- 300l 80W1H (80W/100V) 线长 300mm 建议温度 140C 重量 13g
• 包括温度传感器 :SNO-300L-H 热电偶 K 型 推荐温度 :140℃线长 300mm 重量 :7g

•Air Pressure: 0.6MPa · Working air hose inner diameter: 4mm
※The above weight is only a product, excluding the weight of heater and sensor.
※200V AC/220V AC/240V AC heaters are also available to order.
•Included heater: HTL-28.5-6.25-300L 80W1H (80W/100V) Cord length300mm Recommended temp. 140C Weight:13g
•Included temperature sensor: SNO-300L-H Thermal couple type K Recommended temp. 140°C Cord length 300mm Weight:7g

刀片规格 Blades Specifications

Material 材质	Blade Shape 叶片的形状	Blade Opening(mm) 叶开 (mm)	Cutting blade effective(mm) 切削刃有效 (mm)	Weight (g) 重量
Special Alloy Steel 特种合金钢	Knife type(resin) 刀类型（树脂）	10	20	125

Option Parts

• 水力转换器（推荐 :KOGANEI AHC 32×50) 工作流体 : 石油液压油或涡轮含消泡剂添加剂的油 (VG22~100)
• 温控器 (DTC-001)

•Hydro-converter (Recommended: KOGANEI AHC 32×50) Working fluid: Petroleum hydraulic fluid or turbine oil with antifoaming agent additive (VG22~100)
•Temperature controller (DTC-001)

油压辅助型气动剪刀（推刀式）
GT-NKH20A/20AR Heat Air Nippers (Air Hydro Type)



气动 + 油压控制确保强大剪切能力。
适用于光学树脂镜片等产品的高精度剪切。

Air-hydro cylinders produce high power from air and oil.
These units are ideal for high precision cuts required for products such as optical resin lenses.

需要另外购买液压控制器。
可定制刀头长度和气缸大小。

· Requires separately sold Hydro Controller.
· Custom-made blade lengths and cylinder capacities available.

图纸
Drawing

GT-NKH20A-25(正刃 Forward-facing blades)

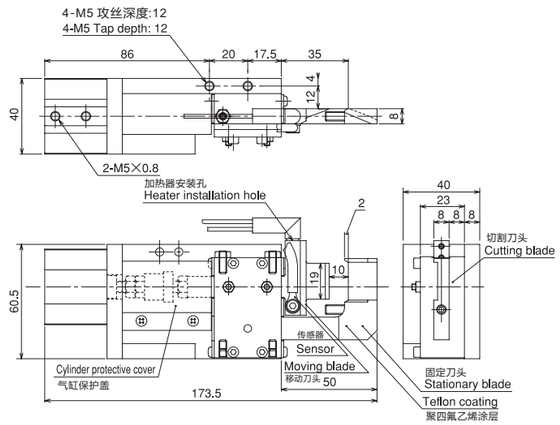

GT-NKH20AR-25(反刃 Backward-facing blades)

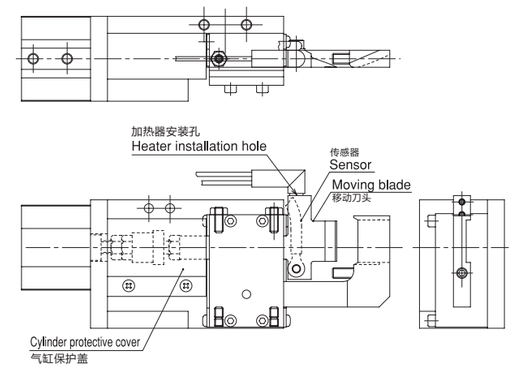

产品规格
Product specification

型号（Model)	Cutting Capacity ∅ (mm) 切割能力∅ (mm) Acril	Blade Edge Temp. 刀片边缘温度。(MAX° c)	Air Consumption(cm³/str.) 空气消耗量 (cm³/ str)。	Piston Stroke(mm) 活塞行程 (mm)	Weight (g) 重量
GT-NKH20A-25/20AR-25	10x1.5	180	60	10	720

· 内置加热器 · 内置温度传感器
· 工作空气软管内径 :4mm
※200V/240V 加热器也可订做。

· Included heater · Included temperature sensor
· Air Pressure: 0.6MPa · Working air hose inner diameter: 4mm
※200V/240V heaters are also available to order.

刀片规格 Blades Specifications

Material 材质	Blade Shape 叶片的形状	Blade Opening(mm) 叶开 (mm)	Cutting blade effective(mm) 切削刃有效 (mm)	Weight (g) 重量
Special Alloy Steel 特种合金钢	Knife type(resin) 刀类型（树脂）	10	19	125

Option Parts

• 水力转换器（推荐 :KOGANEI AHC 32×50) 工作流体 : 石油液压油或涡轮含消泡剂添加剂的油 (VG22~100)
• 温控器 (DTC-001)

• Hydro-converter (Recommended: KOGANEI AHC 32×50) Working fluid: Petroleum hydraulic fluid or turbine oil withantifoaming agent additive (VG22~100)
• Temperature controller (DTC-001)

加热剪刀
GT-NKH10 Heat Air Nippers



调整剪切速度和刀刃温度，达到最佳剪切效果，对于各种高精度剪切。

Speed control of cut speed and heater temperature allows for variable cutting surface solutions for extremely high precision cutting demands.

图纸
Drawing

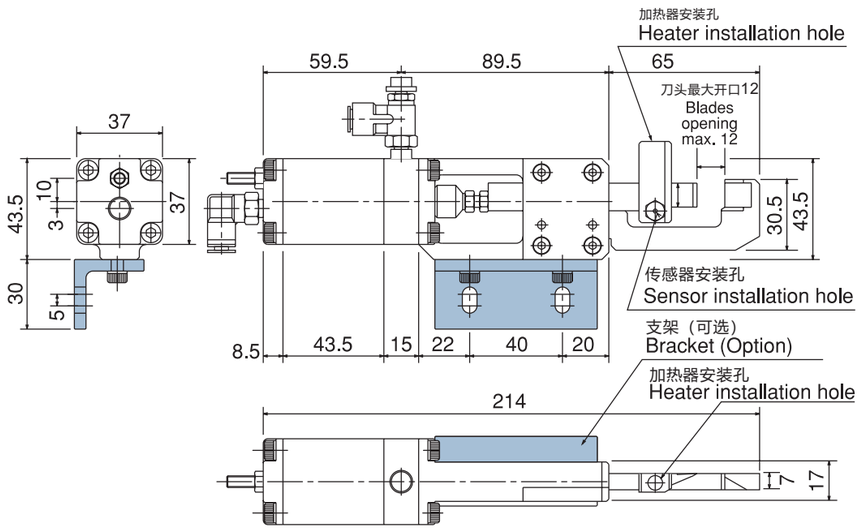

产品规格
Product specification

型号（Model)	Cutting Capacity ⊘ (mm) 切割能力⊘ (mm) Acril	Blade Edge Temp. 刀片边缘温度。(MAX° c)	Cutting Cycle(sec/cut) 刀片边缘温度。切割周期 (秒 / 切)	Air Consumption(cm³/str.) 空气消耗量 (cm³/ str)	Piston Stroke(mm) 活塞行程 (mm)	Weight (g) 重量
GT-NKH10	7x1.5	200	4~5	73	12	715

· 自带加热器 :80W/120V 线长 :300mm
· 含温度传感器 :K 型热电偶 (镍铬 / 镍铝) 线长 :1000mm
· 气压 :0.5-0.6MPa

· Included heater: 80W/120V Cord length: 300mm
· Included temperature sensor: Thermal couple type K (Nickel-Chromium/Nickel-Aluminum)Cord length: 1,000mm
· Air Pressure: 0.5-0.6MPa

刀片规格 Blades Specifications

型号（Model)	Material 材质	Blade Shape 叶片的形状	Blade Opening(mm) 叶开 (mm)	Cutting blade effective(mm) 切削刃有效 (mm)	Weight (g) 重量
NKH10AJ/NKH10RAJ	Special Alloy Steel 特种合金钢	Knife type(resin) 刀类型 (树脂)	12	10	137

Option Parts
· 温控器 (DTC-001)
· Temperature controller (DTC-001)

滑动式加热剪刀 / 刀头
GT-NTHO5/10 Heat Air Nippers (Vertical sliding type)

单边刀刃固定 + 本体滑动，保证刀刃与浇口精确对齐。

One blade is fixed in position. facilitating easy gate alignment. In addition, a slide function presses the product into position.

图纸
Drawing

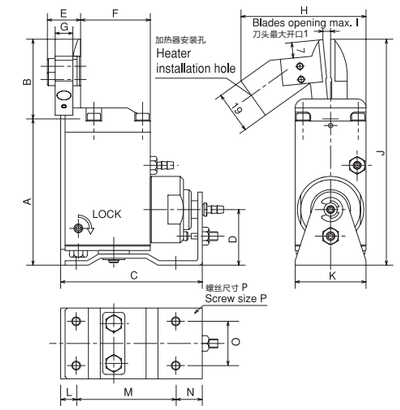

产品规格
Product specification

型号（Model)	Cutting Capacity ⊘ (mm) 切割能力⊘ (mm) Acril	Blade Edge Temp. 刀片边缘温度。(MAX° c)	Cutting Cycle(sec/cut) 刀片边缘温度。切割周期 (秒 / 切)	Air Consumption(cm³/str.) 空气消耗量 (cm³/ str)	Slide Distance(mm) 幻灯片距离 (mm)	Weight (g) 重量
GT-NTH05	2.5	200	4~5	47	0~3	325
GT-NTH10	3.5	200	4~5	82	0~3	515

型号（Model)	尺寸表 Dimensions (mm)															
	A	B	C	D	E	F	G	H	I	J	K	L	M	N	O	P
GT-NTH05	66.1	36	64	25.1	15	31.5	8	56.5	3.5	102.1	32	7	45	12	20	M4
GT-NTH10	83	47	73	29	16.2	37.5	8	63	4.5	130	38	8	53	12	24	M4

• 自带加热器 :80W/120V 电源线长度 :300mmc
• 内置温度传感器 :K 型热电偶 (镍铬 / 镍铝) 线长 :1.000mm
• 气压 :0.4~0.5MPa

•Included heater: 80W/120V Cord length: 300mmInc
•luded temperature sensor: Thermal couple type K (Nickel-Chromium/Nickel-Aluminum) Cord length: 1.000mm
•Air Pressure: 0.4~0.5MPa

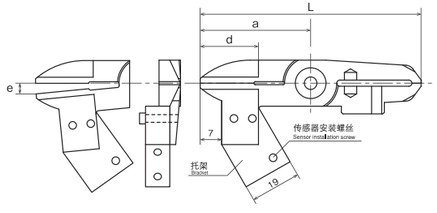

刀片规格 Blades Specifications

型号（Model)	Material 材质	a (mm)	b (mm)	c (mm)	d (mm)	e (mm)	L (mm)
NTH05AJ	Special Alloy Steel/ 特种合金钢	36	7	3.5	15	3.5	72
NTH10AJ	Special Alloy Steel/ 特种合金钢	47	9	4.7	17	4.5	94

型号（Model)	Weight (g) 重量	Cutting Capacity ⊘ (mm) 切割能力⊘ (mm) Acril	Blade Edge Temp. 刀片边缘温度。(MAX° c)	Application model 应用程序模型
NTH05AJ	40	2.5	200	GT-NT05(-4)/GT-NT05R(-4)
NTH10AJ	88	3.5	300	GT-NT10(-6)/GT-NT10R(-6)

HTH 型叶片重量不包括加热器和传感器。
HTH type blade weight does not include heater and sensor.

Option Parts
·温控器 (DTC-001)
·Temperature controller (DTC-001)

推入式气剪
Thrust Cut Nippers



产品规格
Product specification

货号（PN）	8.Y00367
型号 (Model)	GT-N50H-40
介质 Medium	已过滤，润滑型 / 未润滑型压缩空气 Filtered,lubricated / non lubricated compressed air
压力范围 Pressure range	2~ 6 bar
温度范围 Temperature range	5 ~ 60 ° C.
活塞孔 Piston bore	Ø40 mm
6 bar 压力下的关闭扭矩 Closing torque at 6 bar	1470 Ncm
循环空气消耗量 Cycle air consumption	75 cm^3
重量 Weight	1570g

- 双动作串联气缸。
- 可选的磁传感器 。
- 刀片加热系统。
- 可选配 (上 / 下刀片) 以及隔热垫等备件。
- 最高可剪切 2.7mm 的 PC 料头， 可剪切的最长度 40mm。

- Double-acting operation with tandem cylinders.
- Optional magnetic sensors .
- blade heating system.
- Optional (upper/lower blade) and spare parts such as thermal pads are available.
- Cutting length up to 2.7mm of PC material, maximum length 40mm.





产品规格
Product specification

	货号（PN）	型号 (Model)	描述 (Describe)
上刀片 upper blade	7.Y00441	N54-T	-
下刀片 lower blade	7.Y00442	N54-D	-
隔热垫 Insulation pads	2.Y05202	L54-5	-
热电偶 ermocouple	1.Y20002	-	220V / 100W 线 长 cable L
加热管 Heating pipe	1.Y20003	D6-L55	220V / 100W ,线长 cable L 1.5m
温度范围 Temperature range	-	-	0-200° C
功率 Power	-	-	100W
温度控制器 ater control box	8.Y01026	GTC-001	-
操作电压 Operating voltage	-	-	100~240Vac 50/60Hz



推入式气剪
Thrust Cut Nippers

图纸
Drawing

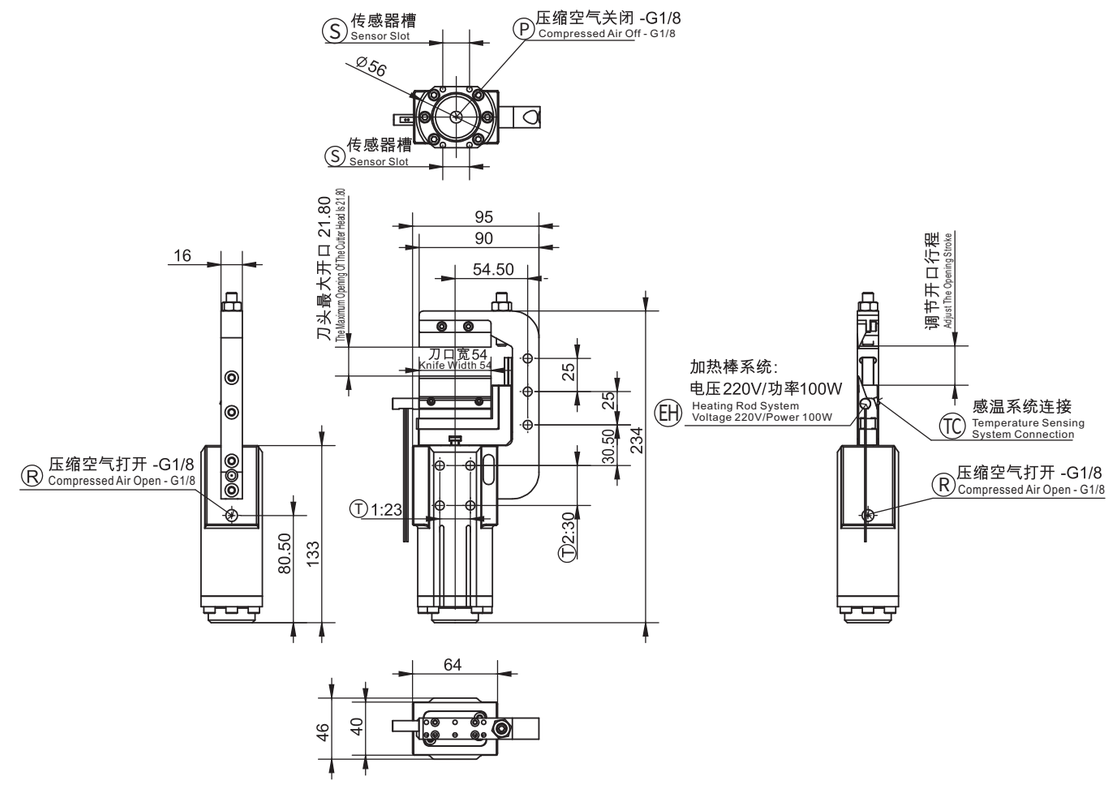

- Ⓟ 压缩空气接连 : 关闭
- Ⓡ 压缩空气接连 : 打开
- Ⓢ 传感器槽
- Ⓣ 紧固螺纹孔
- EH 加热系统外壳 D=6.1
- TC 热电偶感温系统

- Ⓟ Compressed air connection: CLOSING
- Ⓡ Compressed air connection: OPENING
- Ⓢ Sensor slot
- Ⓣ Threaded hole for fastening
- EH Heating system housing ⌀ 6.1
- TC Thermocouple temperature sensing system

温度控制器
Temperature Regulator

GTC-001

GTC-002

- 可制程温度监测和控制。
- 切换配置和编程简便。
- 能够控制几个串行连接的加热管。
- 易携带转换工作场所，连接便捷。

- Process temperature monitoring and control is possible.
- Switching configuration and programming is easy.
- Capable of controlling several heating tubes connected in series.
- Easy to carry and change the workplace, easy to connect.

图纸
Drawing

GTC-001

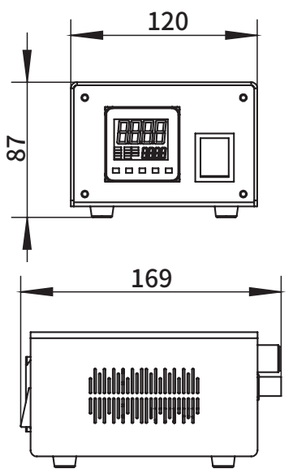

GTC-002

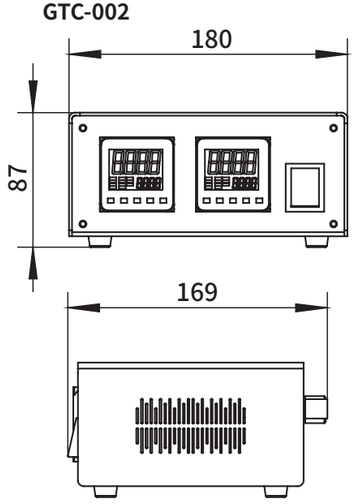

产品规格
Product specification

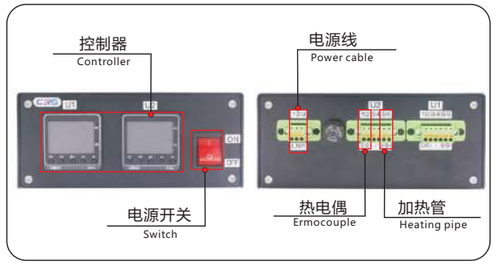

货号（PN）	8.Y01026	8.Y01027
型号 (Model)	GTC-001	GTC-002
温度范围·热电偶 K Temperature range·Thermocouple K	0° ~ 200 ° C.	
电源 Power supply	AC100-240V	
环境 / 存储温度 Ambient/Storage temperature	0-50° C/10-65° C（避免结冰或结露） (Avoid icing or condensation)	
保护保险丝 Protection fuse	内置 15A 一个 One built-in 15A	
重量 Weight	1268g	1820g

加热管 / 热电偶
Heating Tube/Thermocouple

加热管
Heating pipe

热电偶
Ermocouple

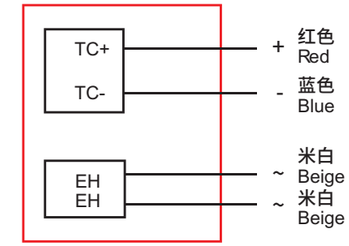

- 加热管功率 100 瓦 .
- 加热管直径 6.
- 热电偶 （ TC):K 型。
- 易携带转换工作场所，连接便捷。

- Heating tube power is 100W.
- Heating tube ϕ 6.
- Thermocouple (TC): K type.
- Easy to carry and change the workplace, easy to connect.

产品规格
Product specification

	货号（PN）	型号 (Model)	描述 (Describe)
热电偶 Ermocouple	1.Y20002	-	220V / 100W 线长 cable L 1.5m
加热管 Heating pipe	1.Y20003	D6-L55	220V / 100W 线长 cable L 1.5m

气动剪刀（剪切和压接）
Air Nipners For Cutting and Crimping

高剪切力场合
剪切直径 23mm 至 75mm 尺寸范围内圆柱产品
此型号在切割和压接场合广泛使用

A tough body for hard jobs.
With a frame diameter range of 23mm to 75mm,this product line was developed by piston size.
These models are ideal for a broad spectrum of cutting and crimping work.

方型气动剪刀（自动化剪切用）
GT-NS3/5/7/10L/20/30 Square Air Nippers

刀头种类丰富，可对应各种树脂成型的浇口剪切，
自动化焊接及线材卷线机的线切割。

VESSEl provides a generous selection of blades for all wire cutting needs, including resin product gate cuts and automatic welding equipment.

· 进气口的位置可以旋转 180 度。
· 提供两个进气口，因此可以根据安装位置进行自由切换。

· The main body end is 180° rotatable.
· Two suction (intake) ports are provided, and so the suction position can be optionally changed depending on the mounting place.

图纸
Drawing

GT-NS

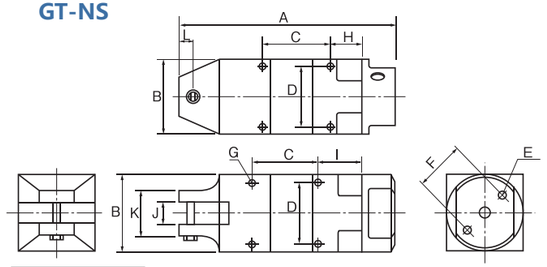

定 制
Customization

GT-NS20H-1 （刀头开口可调）（Blade opening adjustable）

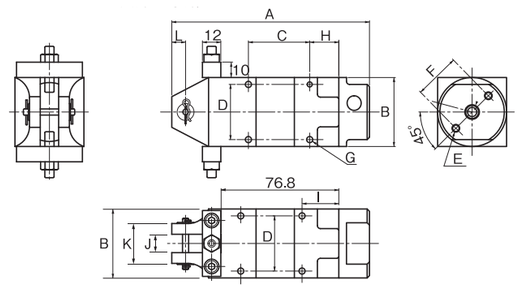

产品规格
Product specification

软塑料 Soft Plastic	硬塑料 Hard Plastic	铜 Copper	钢 Steel
2.0		1.0	0.5
2.0		1.0	0.5
3.0	2.0	1.6	1.0
4.0	2.6	1.8	1.2
7.0	5.0	2.6	2.0
10.0	6.5	3.3	2.8
7.0	5.0	2.6	2.0

容量 Capacity ∅ (mm)

型号（Model）	A	B	C	D	E	F	G	H	I	J	K	L
GT-NS3	100	23	40	19	M3 Depth8	17	M3 Depth3.5	19	24	7	23	7
GT-NS5	94	30	30	24	M4 Depth10	20	M3 Depth5	14	19	7	23	7
GT-NS7	113	36	30	28	M4 Depth10	24	M4 Depth5.5	18	23	9	23	7
GT-NS10L	113	36	30	28	M4 Depth10	24	M4 Depth5.5	18	23	12	26	7
GT-NS20	129	45	40	36	M5 Depth12	30	M4 Depth7	19	30	17	36	15
GT-NS30	170	56	60	46	M6 Depth12	40	M5 Depth10	20	30	17	36	15
GT-NS20H-1	129	45	40	36	M5 Depth12	30	M4 Depth7	19	24	12	26	9

大小 Size (mm)

型号（Model）	Air Consumption(cm^3/str.) 耗气量（cm^3/str.）	Air Pressure(MPa) 空气压力 (MPa)	Weight (g) 重量	Hose coupling 软管接头
GT-NS3	45	0.4~0.5	95	Rc1/8
GT-NS5	64	0.4~0.5	135	
GT-NS7	116	0.4~0.5	215	
GT-NS10L	116	0.4~0.6	215	
GT-NS20	230	0.5~0.6	370	
GT-NS30	584	0.5~0.6	685	
GT-NS20H-1	230	0.5~0.6	455	

• 空气软管内径 :5mm
• 总长度 / 重量 : 不含附件。
•Air hose inner dia. : 5mm
·Overall length/Weight: Accessories not included.

※ 在安装专用 / 自动机器之前，请检查以下产品尺寸。
(框架外径，螺纹直径。(螺钉对螺钉) 尺寸等)
※GT-NS50 型号为特殊订购产品。详情请与 VESSEL 联系。
※Before mounting of exdlusive/automatic machines, check the following product dimensions. (Frame O.D., screw dia. (screw to screw) dimensions etc.)
※Model GT-NS50 is a special order item. Please contact VESSEL for details.

加热管 / 热电偶
Heating Tube/Thermocouple

为满足生产工序的各种需求，可特殊定做刀头，
提高生产效率，降低工人操作疲劳。

VESSEL's special order blades provide solutions for a virtually unlimited range of needs leading to sater and more efficient work with less fatigue.

· N20,N30 和 N50 有空气旋塞。
· N20, N30 and N50 have the air cock.

图纸
Drawing

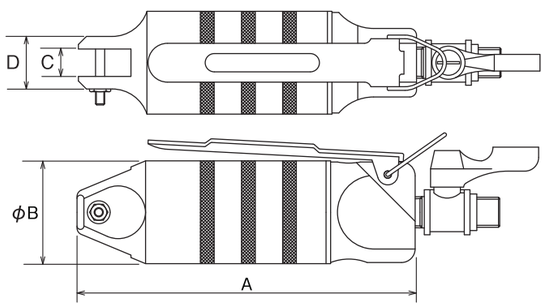

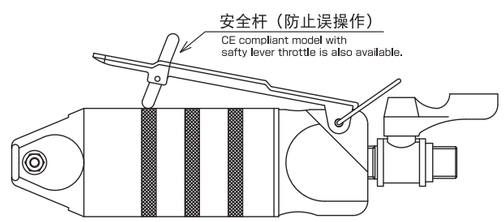

产品规格
Product specification

软塑料 Soft Plastic	硬塑料 Hard Plastic	铜 Copper	钢 Steel
2.0		1.0	0.5
2.0		1.0	0.5
3.0	2.0	1.6	1.0
4.0	2.6	1.8	1.2
4.5	4.0	2.3	1.7
7.0	5.0	2.6	2.0
10.0	6.5	3.3	2.8
		5.5	4.5

容量 Capacity ∅ (mm)

型号（Model）	大小 Size (mm) A	B	C	D	Air Consumption(cm³/str.) 耗气量（cm³/str.）	Air Pressure(MPa) 空气压力 (MPa)	Weight (g) 重量	Boby 波比	Hose coupling 软管接头
GT-N3	112	23	7	14	45	0.4~0.5	95	Rc1/8	R1/4
GT-N5	103	30	7	17	64	0.4~0.5	135	Rc1/8	
GT-N7	123	34	9	17	116	0.4~0.5	180	Rc1/4	
GT-N10	132	34	9	17	116	0.4~0.5	185	Rc1/4	
GT-N12	142	36	12	20	116	0.5~0.6	210	Rc1/4	
GT-N20	156	45	12	23	230	0.5~0.6	375	Rc1/4	
GT-N30	193	56	17	30	584	0.5~0.6	625	Rc1/4	
GT-N50	237	75	25.2	43	1,170	0.5~0.6	1,220	Rc1/4	

• 软管接头 :R1/4
• 空气软管内径 : 5 毫米
• 重量 : 不包括附件。

• Hose coupling: R1/4
• Air hose inner dia. : 5mm
• Weight: Accessories not included.

Blade is optional

圆型气动剪刀（自动化剪切用）
GT-NR3/5/7/10L/20/30/50 Air Nipper Round-Type without Lever

NR20 本体两面含有位置安装刻度表。
The Nr20 body contains the installation scale of two sides.

· 进气口位置可以旋转 180 度。
· 提供两个进气口，因此可以根据安装位置进行切换。
· The main body end is 180" rotatable.
· Two suction (intake) ports are provided, the suction position can be optionally changed depending on the mounting plate.

图纸
Drawing

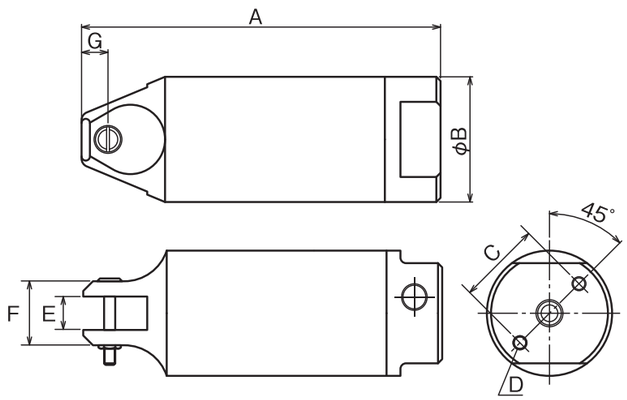

产品规格
Product specification

软塑料 Soft Plastic	硬塑料 Hard Plastic	铜 Copper	钢 Steel
2.0		1.0	0.5
2.0		1.0	0.5
3.0	2.0	1.6	1.0
4.0	2.6	1.8	1.2
7.0	5.0	2.6	2.0
10.0	6.5	3.3	2.8
12.0	6.5	5.5	4.5

容量 Capacity ∅ (mm)

型号（Model）	大小 Size (mm) A	B	C	D	E	F	G
GT-NR3	110	23	17	M3 Depth8	7	14	7
GT-NR5	94	30	20	M4 Depth10	7	17	7
GT-NR7	113	34	22	M4 Depth10	9	17	7
GT-NR10L	113	36	24	M4 Depth10	12	20	7
GT-NR20	129	45	30	M5 Depth12	12	23	9.5
GT-NR30	165	56	40	M6 Depth12	17	30	10.5
GT-NR50	222	75	50	M8 Depth12	25.2	43	15

型号 Model	Air Consumption(cm³/str.) 耗气量（cm³/str.）	Air Pressure(MPa) 空气压力 (MPa)	Weight (g) 重量	Hose coupling 软管接头
GT-NR3	45	0.4~0.5	70	Rc1/8
GT-NR5	64	0.4~0.5	110	
GT-NR7	116	0.4~0.5	150	
GT-NR10L	116	0.4~0.6	215	
GT-NR20	230	0.5~0.6	280	
GT-NR30	584	0.5~0.6	505	
GT-NR50	1,170	0.5~0.6	1,190	

• 空气软管内径 :5mm
• 总长度 / 重量 : 不包括附件。

• Air hose inner dia. : 5mm
• Overall length/Weight: Accessories not included.

※ 在安装专用 / 自动机器之前，请检查以下产品尺寸。
(框架外径，螺纹直径。(螺钉对螺钉) 尺寸等)

※Before mounting of exclusive/automatic machines, check the following product dimensions.
(Frame O.D., screw dia. (screw to screw) dimensions etc.)

GT-NR 用固定架

GT-NR1OLST/20ST/30ST/50ST Stand

安装在直浇道或自动机上的固定金属架。
可以调整安装角度（0~60 度）
Stands for installing air nippers.
The angle is easily adjustable.

图纸
Drawing

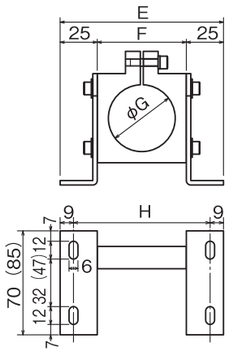

（）中的图是用于 NR50ST 的
Figures in ( ) are for the NR50ST

安装实例
Mounting example

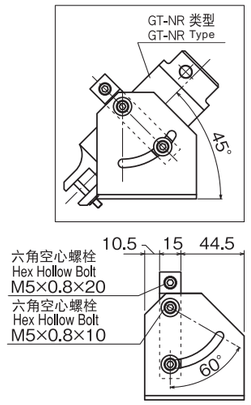

产品规格
Product specification

型号（Model）	大小 Size (mm) E	F	G	H	Weight (g) 重量
NR10LST	102	52	36	84	95
NR20ST	113	60	45	92	135
NR30ST	130	80	56	112	180
NR50ST Option	150	100	75	132	185

增压器

P-10L/20/30/50 Powerful Intensifiers (With Extra pressure Booster)

该设备可在因空间或空气压力受限得不到足够压力时使用。
This unit is to be used in case the originally required pressure is not obtainable by the limit of space and air pressure.

P-20

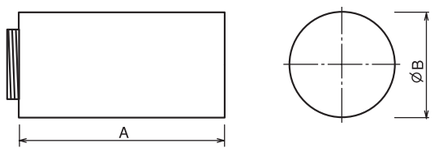

产品规格
Product specification

容量 Capacity Ø (mm) 软塑料 Soft Plastic	硬塑料 Hard Plastic	铜 Copper	钢 Steel
5.0	4.0	2.6	1.6
8.0	6.0	3.0	2.2
13.0	7.0	4.8	4.0
		6.5	5.5

Application model 应用程序模型	型号（Model）	大小 Size (mm) A	B	Air Consumption(cm³/str.) 耗气量（cm³/str.）	Air Pressure 气压	Weight (g) 重量
NS10L,NR10L,N12	P-10L	71	36	223	Up to 0.5Mpa	115
N20,NS20,NR20	P-20	87	45	508	Up to 0.5Mpa	215
N30,NS30,NR30	P-30	92	56	956	Up to 0.5Mpa	330
N50,NR50	P-50	133	75	2,670	Up to 0.5Mpa	840

• 以上总长度和重量的数字仅用于额外的助推器规格。还有这些装置中的人物。
• Above figures of overall length and the weight are defined for the extra booster specs only. And these figures in the installation.

Blade is optional

复动式气动剪刀

GT-NWR10/20/30 GT-NWS1/10/20/30 Double Action Air Nippers



刀头的开合由空气活塞驱动。
本体内不含活塞复位弹簧，便于维护。
Rlade opening and closing is air piston driven.
Having no spring mechanism in the main unit facilitates maintenance operations.

图纸
Drawing

GT-NWR



GT-NWS

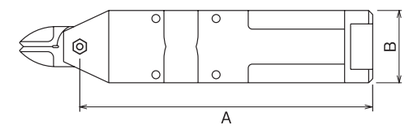

产品规格
Product specification

双动气剪（圆型无杆） Double Action Air Scissors (Round Type without Lever)

容量 Capacity Ø (mm) 铜 Copper	钢 Steel	ABS 塑料 ABS Plastic
1.8	1.2	4.0
2.6	2.0	6.5
3.3	2.8	9.5

型号（Model）	Air Consumption(cm³/str.) 耗气量（cm³/str.）	Air Pressure(MPa) 空气压力 (MPa)	Weight (g) 重量	大小 Size (mm) A	B	Weight(g) 重量
GT-NWR10	116	588	0.4~0.5	146	Ø 36	280
GT-NWR20	230	1,372	0.5~0.6	165	Ø 45	523
GT-NWR30	584	2,744	0.5~0.6	230.5	Ø 56	980

双动气剪（方形） Double Action Air Scissors (Square Type)

容量 Capacity Ø (mm) 铜 Copper	钢 Steel	ABS 塑料 ABS Plastic
1.0	0.5	2.0
1.8	1.2	4.0
2.6	2.0	6.5
3.3	2.8	9.5

型号（Model）	Air Consumption(cm³/str.) 耗气量（cm³/str.）	Air Pressure(MPa) 空气压力 (MPa)	Weight (g) 重量	大小 Size (mm) A	B	Weight(g) 重量
GT-NWS1	45	294	0.4~0.5	95	23X20	116
GT-NWS10	116	588	0.5~0.6	146	36X36	356
GT-NWS20	230	1,372	0.5~0.6	165	45X45	610
GT-NWS30	584	2,744	0.5~0.6	230.5	56X56	1115

滑动式气动剪刀支架型

GT-NB20/30/20LW/30LW Slide-Off Air Nipper Bracket-Type

GT-NB20LW-10TM
滑动座高精度型
Accurate slide function with slide stroke

GT-NB20

大型树脂产品剪切浇口时即使产生较大的冲击，本体也可以平稳的滑动，达到
VESSEL has achieved smooth, continuous slide movement even for large diameter gate cuts, which produce a large shock at each cut.

滑动式气动剪刀支架型
GT-NB20/30/20LW/30LW Slide-Off Air Nipper Bracket-Type

图纸
Drawing

OSHI 型（推出）　HIKU 型（拉回）

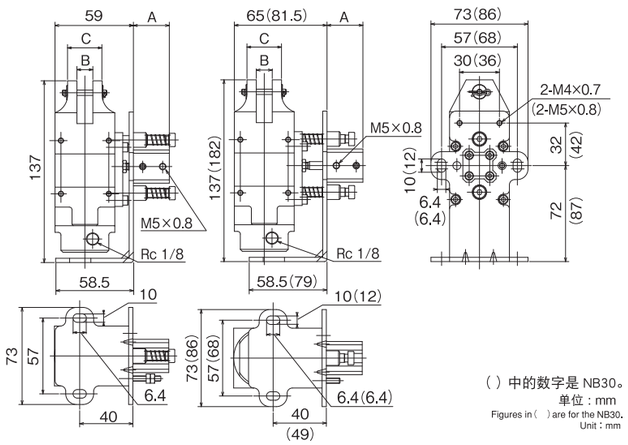

（ ）中的数字是 NB30。
单位：mm
Figures in（ ）are for the NB30.
Unit：mm

SM 型　TM 型

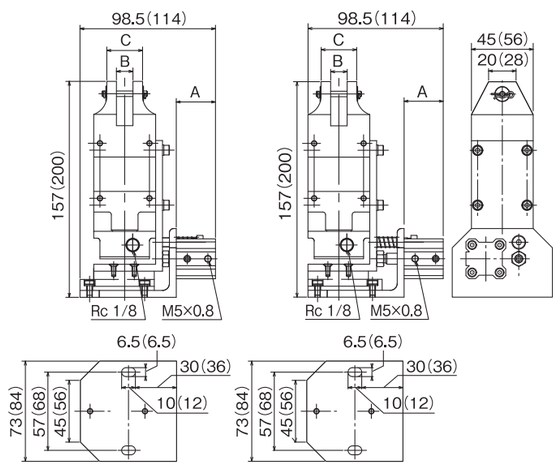

（ ）中的数字是 NB30LW。
单位 ：mm

产品规格
Product specification

型号（Model）	大小 Size(mm) A	B	C	Slide Direction/Distance(mm) 滑动方向 / 距离 (mm)	Weight(g) 重量
GT-NB20（5-OSHI）	22	12	26	Push 0~5	755
GT-NB20（5-HIKU）	22	12	26	Pull 0~5	755
GT-NB20（10-OSHI）	27	12	26	Push 0~10	755
GT-NB20（10-HIKU）	27	12	26	Pull 0~10	755
GT-NB30（10-HIKU）	28.5	17	36	Pull 0~10	1,420
GT-NB20LW-10TM	28.5	12	26	Pull 0~10	795
GT-NB30LW-10TM	29.5	17	36	Pull 0~10	1,315
GT-NB20LW-10SM	28.5	12	26	Push 0~10	795
GT-NB30LW-10SM	29.5	17	36	Push 0~10	1,325

Blade is optional

标准刀头 树脂用
Air Nipper Standard Blades For Plastic

AP
树脂用标准刀头 For plastic　Plastic 塑料

AP/ 树脂剪切用标准刀头。刀刃含有倾斜角度，确保剪切面无残留。
AP/ This is a standard set of blades used to cut plastic. A broad, gentle curve is provided in the cross section for gate processing where the cut end must not be left. (The cutting edge is curved.)

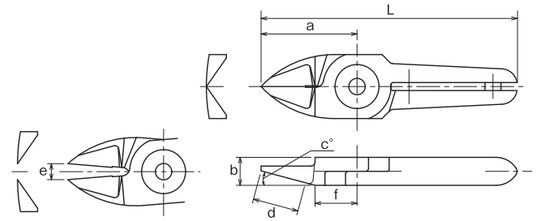

型号 (Model)	a	b	c(°)	大小 Size(mm) d	e	f	L	重量 Weight(g)	材质 Material	应用程序模型 Application model
N3AP	24	7	15	11.5	4	10.5	64	35	Special alloy steel	GT-N3/NS3/NR3
N5AP	24	7	15	11.5	4	10.5	64	40	Special alloy steel	GT-N5/NS5/NR5
N7AP	27	9	30	11.5	4	14.5	81	80	Special alloy steel	GT-N7/NS7/NR7
N10AP	27	9	30	11.5	5	14.5	91	85	Special alloy steel	GT-N10
N10LAP	35	12	15	16	5	15	89	120	Special alloy steel	GT-NS10L/NR10L
N12AP	35	12	15	16	5	15	105	135	Special alloy steel	GT-N12
N20AP	35	12	15	16	11	15	95	125	Special alloy steel	GT-NS20/NR20/N20/NB20
N30AP	66	17	15	38	16	24	150	380	Special alloy steel	GT-NS30/NR30/N30/NB30

AE
树脂用剪钳刀头 Nipping blades for plastic　Plastic 塑料

AE/ 处理直接浇口和搭接浇口时有效。
AE/ Used for processing plastic gates such as ride gates and discard gates.

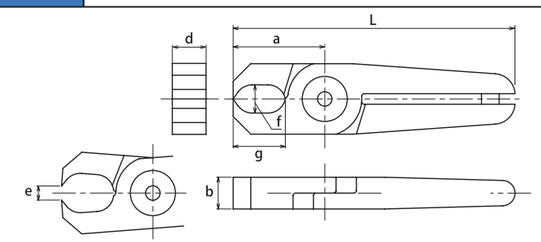

型号（Model）	a	b	fxg	大小 Size(mm) d	e	L	重量 Weight(g)	材质 Material	应用程序模型 Application model
N3AE	20	7	6x11	7	3.5	60	35	Special alloy steel	GT-N3/NS3/NR3
N5AE	20	7	6x6.6	7	3.5	60	40	Special alloy steel	GT-N5/NS5/NR5
N7AE	26	9	8x14.8	9	4	80	85	Special alloy steel	GT-N7/NS7/NR7
N20AE	28	12	10x15.5	12	8	88	135	Special alloy steel	GT-NS20/NR20/N20/NB20
N30AE	45	17	13x28	17	12	129	395	Special alloy steel	GT-NS30/NR30/N30/NB30

AJ
树脂用直刀头 Thin, straightblades for plastic　Plastic 塑料

AJ/ 树脂用直刀，刀刃不含倾斜角，可垂直剪切。
AJ/ This is a set of vertical blades with an unbeveled cutting edge for plastic. You can apply it at a right angle to the gate.

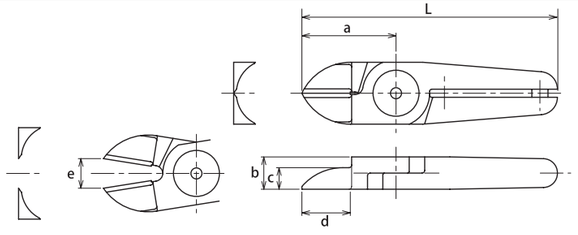

型号（Model）	a	b	c	大小 Size(mm) d	e	L	重量 Weight(g)	材质 Material	应用程序模型 Application model
NW10AJ	30	9	6	14	5	85	76	Special alloy	GT-NWR10/NWS10
N20AJ	35	12	8	18	11	95	125	Special alloy	GT-NS20/NR20/N20/NB20
N20AJB	35	12	8	18	11	95	125	Special alloy	GT-NS20/NR20/N20/NB20
NW20AJ	40	12	6	21.5	8	100	142	Special alloy	GT-NWR20/NWS20
N30AJ	52	17	8	28	11	136	370	Special alloy	GT-NS30/NR30/N30/NB30
NW30AJ	55	17	8	29.5	11	140	368	Special alloy	GT-NWR30/NWS30

标准刀头 树脂用
Air Nipper Standard Blades For Plastic

AJL/ Quasi-standard products

标准产品 树脂用直刀 Straight long blades for plastic

Plastic 塑料

AJL/AJ 的刀刃加长型，刀头与浇口距离较远时有效。N30AJL163 用于剪切宽大浇口。
AJL/ This is a long type set of straight blades. This is suitable when there is distance between the nippers and the gate cut portion of the workpiece. N30AJL163 is useful for wide gate processing

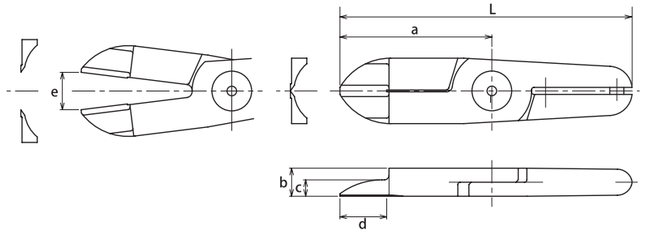

型号 (Model)	大小 Size(mm) a	b	c	d	e	L	重量 Weight(g)	材质 Material	应用程序模型 Application model
N10LAJ141	61	12	7	34	10	115	165	Special alloy steel	GT-NS10L/NR10L
N20AJL	65	12	7	20	16	125	230	Special alloy steel	GT-NS20/NR20/N20/NB20
N20AB39	61	12	7	36	14	121	185	Special alloy steel	GT-NS20/NR20/N20/NB20
N30AJ163	65	17	7	41	17.5	149	355	Special alloy steel	GT-NS30/NR30/N30/NB30
N30AJL	75	17	8	25	19	159	470	Special alloy steel	GT-NS30/NR30/N30/NB30

PF

树脂用平刀头 Flat blades for plastic

Plastic 塑料

PF / 把塑料切割的切口平坦的塑料用刀头。不会在切割时在切断面留下很大的 R 型切口。
PF/ This is a set of blades for cutting the cut end fiat for plastic. A large R is provided in the cross section for gate processing where the cut end must not be left.

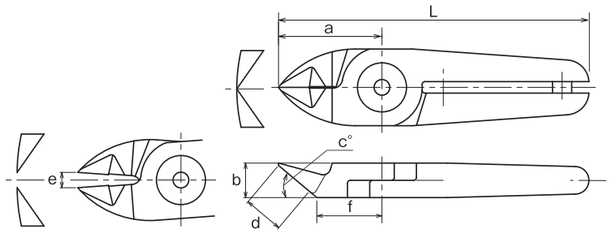

型号 (Model)	大小 Size(mm) a	b	c(°)	d	e	f	L	重量 Weight(g)	材质 Material	应用程序模型 Application model
N7PF	27	9	40	10.5	4	17	81	80	Special alloy steel	GT-N7/NS7/NR7
N10LPF	35	12	40	13.5	5	21	89	120	Special alloy steel	GT-NS10L/NR10L
N20PF	35	12	40	13.5	11	21	95	130	Special alloy steel	GT-NS20/NR20/N20/NB20
N30PF	58	17	30	25	15	33	142	390	Special alloy steel	GT-NS30/NR30/N30/NB30

AH

标准产品 树脂用 L 型刀头 Crank blades for plastic

Plastic 塑料

AH/ 刀头前端成 L 型，有障碍物或浇口狭窄时有效。
AH/ This is a set of blades with a crank cutting edge for plastic. It is efiective when there are obstructions or the gate is narrow.

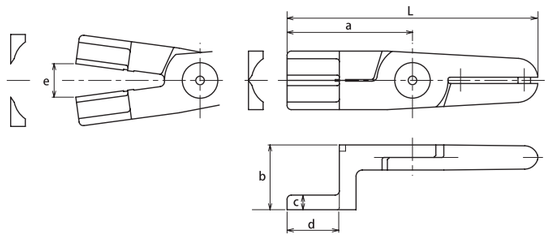

型号 (Model)	大小 Size(mm) a	b	c	d	e	L	重量 Weight(g)	材质 Material	应用程序模型 Application model
N20AH	60	31	7	23	16	120	240	Special alloy steel	GT-NS20/NR20/N20/NB20

标准刀头 树脂用
Air Nipper Standard Blades For Plastic

AMR/ AML

标准产品 树脂用横侧柄刀头 Laterally facing blades for plastics

Plastic 塑料

AMR/AML 刀头前端与刀柄成 90 度，有障碍物或浇口狭窄时有效。
AMR/AML This is a set of blades for plastic where the ML cutting edge is bent 90 degrees. It is useful when restricted to confined spaces hard for the nipper to get into.

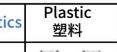

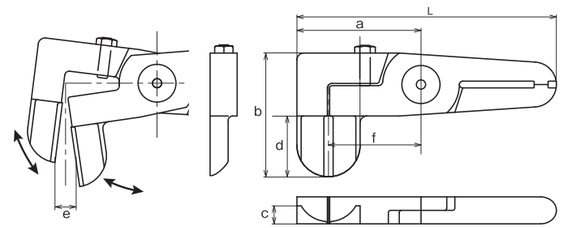

型号 (Model)	大小 Size(mm) a	b	c	d	e	f	L	重量 Weight(g)	材质 Material	应用程序模型 Application model
N20AML1498	55	55	8	26	9.5	41	115	270	Special alloy steel	GT-NS20/NR20/N20/NB20
N20AMR1499	55	55	8	26	9.5	41	115	270	Special alloy steel	GT-NS20/NR20/N20/NB20
N30AML1435	55	68	10	35	13	39	139	520	Special alloy steel	GT-NS30/NR30/N30/NB30
N30AMR1395	55	68	10	35	13	39	139	520	Special alloy steel	GT-NS30/NR30/N30/NB30

Quasi-standard products

标准产品 树脂用 R 型刀头（刀刃有倾斜角） R blades for plastic

Plastic 塑料

处理曲面浇口或剪切后必须无残留时有效。刀刃含有倾斜角，可根据本体安装角度选取最适刀头。
A large R is provided in the cross section for gate processing where the cut end must not be left. An angled blades can be selected in accordance with the installation angle of the main unit.

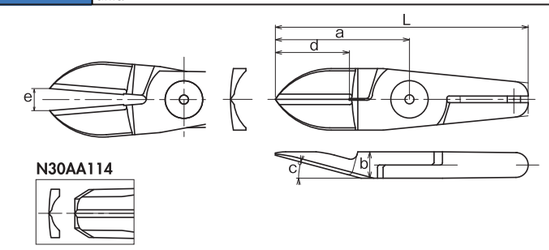

型号 (Model)	大小 Size(mm) a	b	c(°)	d	e	L	重量 Weight(g)	材质 Material	应用程序模型 Application model
N10LAB152	61	12	15	35	10	115	165	Special alloy steel	GT-NS10/NR10L
N20AA27	45	12	23	25	12	105	145	Special alloy steel	GT-NS20/NR20/N20/NB20
N20AA239	52.3	12	40	27	14	112.3	195	Special alloy steel	GT-NS20/NR20/N20/NB20
N20AB360	61	12	15	35	16	121	185	Special alloy steel	GT-NS20/NR20/N20/NB20
N30AA114	76.3	17	30	50	20	160.3	385	Special alloy steel	GT-NS30/NR30/N30/NB30

Quasi-standard products

标准产品 树脂用大 L 型刀头 L blades for sprue cut

Plastic 塑料

这是一个 90 度角的加长直角刀头。最适合切割直浇口。
This is an angled long type straight set of blades with a 90-degree angle. Ideal for direct gate cut.

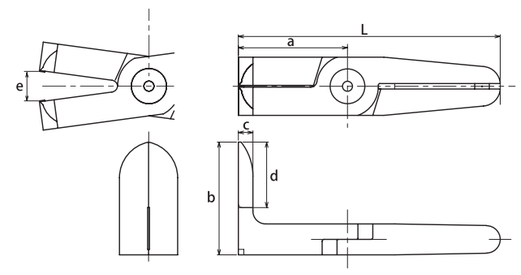

型号 (Model)	大小 Size(mm) a	b	c	d	e	L	重量 Weight(g)	材质 Material	应用程序模型 Application model
N30AL525	60	62	8	36	16	144	520	Special alloy steel	GT-N30/NS30/NR30/NB30

标准刀头 树脂用
Air Nipper Standard Blades For Plastic

Quasi-standard products	标准产品 树脂用气动剪钳	Plastic 塑料
	AE/ 处理直接浇口和搭接浇口时有效。 AE/ Used for processing plastic gates such as ride gates, discard gates.	

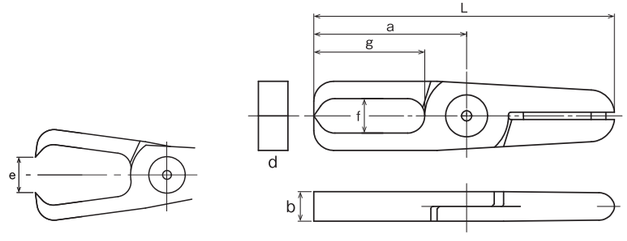

型号（Model）	大小 Size(mm) a	b	fxg	d	e	L	重量 Weight(g)	材质 Material	应用程序模型 Application model
N20AE1205	62	12	14x45	12	16.5	122	202	Special alloy steel	GT-NS20/NR20/N20/NB20

气动剪刀故障排除
Air Nipper Troubleshooting

使用过程中发生故障时的检查项目 Inspection items when a malfunction occurs during use

现象 Symptoms	原因 Causes		处理措施 Treatment	
刀刃或滑片无法正常工作 1. Blades or slide not working properly.	气源未打开	Air is not being supplied	提供空气	Supply air
	软管打结	The hose is twisted	展开软管	Extend the hose
	气压低	Low air pressure	调整气压	Air pressure adjustment
	刀头移动轴烧灼（加热剪刀）	Sliding parts burned by heat (heat nipper)	更换部件	Component replacement
	刀头弹簧损坏	Broken blade spring	更换部件	Component replacement
	气剪内部气缸复位弹簧损坏	Broken return spring	更换部件	Component replacement
	刀刃损坏	Broken blades	更换刀片	Replace blades
	刀头安装部位干涉	Wear of the cutting unit/rivet	更换刀片	Replace blades
	刀头移动轴生锈，腐蚀或混入异物	Corrosion, wear, or contamination of sliding part of the blades	润滑 / 拆卸调整	Lubrication/disassembly adjustment
空气泄漏 1. Air leakage	外层包装	Packing is broken	更换部件	Component replacement
	阀浇口功能不良 / 磨损，损坏（O 形环，球阀等）	Valve malfunction/wear, damage (O-rings, ball valves, etc.)	更换部件	Component replacement

气动加热剪刀
GT-NS30-N30PF_H Heat Air Nipper

优点：

本产品适用于剪切一些透明产品时，可以有效的抑制裂纹，使切割面更加美观
1. 增加了隔热垫，最大可能的降低产品本身的温度
2. 加热棒与温控线等可与其他产品通用
3. 外观简洁

搭配产品温度控制器使用，推荐使用温度为 120° C
最大开合距离为 15mm (参考 P218 产品 N30PF)
可以剪切

This product is suitable for cutting some transparent products, which can effectively suppress cracks and make the cutting surface more beautiful
Advantages: 1.the increase of heat insulation pad, the maximum possible reduction of the temperature of the product itself
2.the heating rod and temperature control line can be used with other products
3.Simple appearance
Used with the product temperature controller, the recommended operating temperature is 120° C

货号（PN）	7.Y02260
型号 (Model)	GT-NR30-N30PF_H

* 其他型号加热剪刀可定制
Other types of heating scissors can be customized

图纸
Drawing

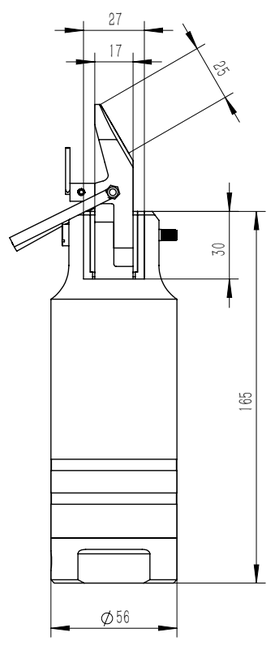

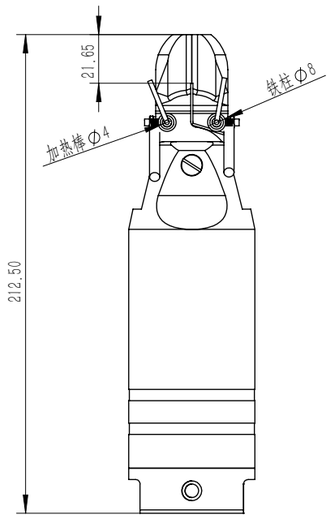

气动剪刀本体

NR20-P/NR30-P Air Nipper Round-Type without Lever

图纸
Drawing

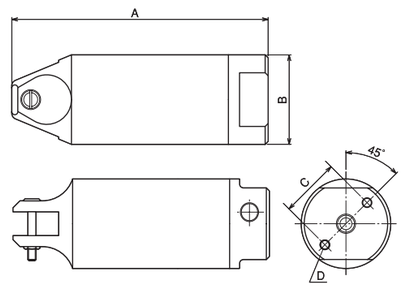

· 进气口的位置可以旋转 180 度。
· 提供两个进气口，可以根据安装位置进行自由切换。

·The main body end is 180° rotatable.
·Two suction (intake) ports are provided, the suction position can be optionally changed depending on the mounting plate.

产品规格
Product specification

容量 Capacity ∅ (mm) 软塑料 Soft Plastic	硬塑料 Hard Plastic	铜 Copper	钢 Steel
7.0	5.0	2.6	2.0
10.0	6.5	3.3	2.8

货号 PN	型号 Model	大小 Size (mm) A	B	C	D	Air Consumption(cm³/str.) 耗气量 (cm³/str.)	Air Pressure(MPa) 空气压力 (MPa)	Weight (g) 重量	Hose coupling 软管接头
8.Y00113	NR20-P	129	45	30	M5 Depth12	230	0.5~0.6	280	Rc1/8
8.Y00237	NR30-P	165	56	40	M6 De th12	584	0.5~0.6	505	

• 空气软管内径。: 5 毫米
• 总长度 / 重量 : 不含附件。
• Air hose inner dia. : 5mm
• Overall length/Weight: Accessories not included.

※ 在安装专用 / 自动机器之前，请检查以下产品尺寸。
※Before mounting of exdlusive/automatic machines, check the following product dimensions.
(Frame O.D., screw dia. (screw to screw) dimensions etc.)

图纸
Drawing

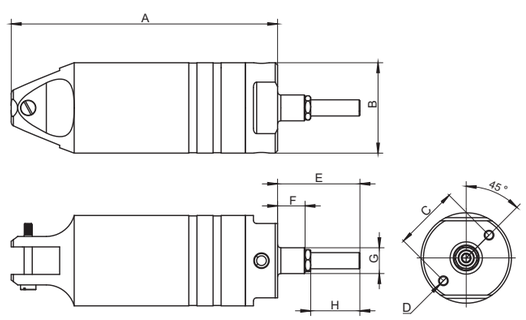

· 进气口的位置可以旋转 180 度。
· 提供两个进气口，可以根据安装位置进行自由切换。

·The main body end is 180° rotatable.
·Two suction (intake) ports are provided, the suction position can be

产品规格
Product specification

容量 Capacity ∅ (mm) 软塑料 Soft Plastic	硬塑料 Hard Plastic	铜 Copper	钢 Steel
7.0	5.0	2.6	2.0
10.0	6.5	3.3	2.8

货号 PN	型号 Model	大小 Size (mm) A	B	C	D	E	F	G	H	
8.Y00113-D1	NR20-P-D1	129	45	30	M5 Depth12		46	17	15	行程 20mm
8.Y00237-D1	NR30-P-D1	165	56	40	M6 De th12		51	17	16	行程 20mm

型号 (Model)	Air Consumption(cm³/str.) 耗气量 (cm³/str.)	Air Pressure(MPa) 空气压力 (MPa)	Weight (g) 重量	Hose coupling 软管接头
NR20-P-D1	230	0.5~0.6	508	Rc1/8
NR30-P-D1	584	0.5~0.6	533	

• 空气软管内径 : 5 毫米
• 总长度 / 重量 : 不含附件。
• Air hose inner dia. : 5mm
• Overall length/Weight: Accessories not included.

※ 在安装专用 / 自动机器之前，请检查以下产品尺寸。
(框架外径，螺纹直径。(螺钉对螺钉) 尺寸等)
※Before mounting of exdlusive/automatic machines, check the following product dimensions.
(Frame O.D., screw dia. (screw to screw) dimensions etc.)

气动剪刀本体

NS20-P/NS30-P Square Air Nippers

刀头种类丰富，可对应各种树脂成型的浇口剪切，自动化焊接及线材卷线机的线切割。

VESSEL provides a generous selection of blades for all wire cutting needs, including resin product gate cuts and automatic welding equipment.

· 进气口的位置可以旋转 180 度。
· 提供两个进气口，可以根据安装位置进行自由切换。

·The main body end is 180° rotatable.
·Two suction (intake) ports are provided, and so the suction position can be optionally changed depending on the mounting plate.

图纸
Drawing

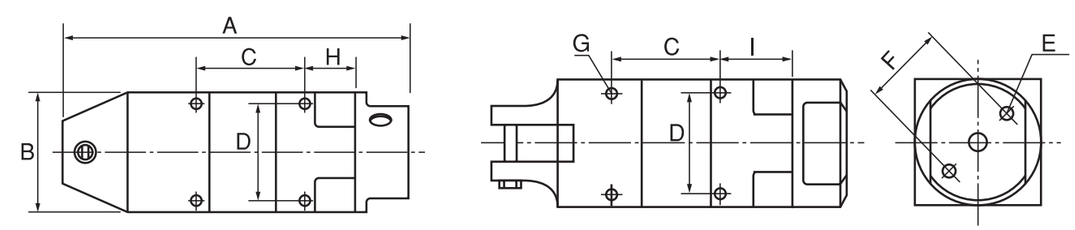

产品规格
Product specification

容量 Capacity ∅ (mm) 软塑料 Soft Plastic	硬塑料 Hard Plastic	铜 Copper	钢 Steel
7.0	5.0	2.6	2.0
10.0	6.5	3.3	2.8

货号 (PN)	型号 (Model)	大小 Size (mm) A	B	C	D	E	F	G	H	I
8.Y00079	NS20-P	129	45	40	36	M5 Depth12	30	M4Depth7	19	24
8.Y00080	NS30-P	170	56	60	46	M6 DePth12	40	M5Depth10	20	30

型号 (Model)	Air Consumption(cm³/str.) 耗气量 (cm³/str.)	Air Pressure(MPa) 空气压力 (MPa)	Weight (g) 重量	Hose coupling 软管接头
NS20-P	230	0.5~0.6	370	Rc1/8
NS30-P	584	0.5~0.6	685	

• 空气软管内径 : 5 毫米
• 总长度 / 重量 : 不含附件。

• Air hose inner dia. : 5mm
• Overall length/Weight: Accessories not included.

※ 在安装专用 / 自动机器之前，请检查以下产品尺寸。
(框架外径，螺纹直径。(螺钉对螺钉) 尺寸等)
※GT-NS50 型号为特殊订购产品。详情请与 VESSEL 联系。

※Before mounting of exdlusive/automatic machines, check the following product dimensions.
(Frame O.D., screw dia. (screw to screw) dimensions etc.)
※Model GT-NS50 is a special order item. Please contact VESSEL for details.

气动剪刀本体
NY10-P/NY15-P Slide-Off Air Nippers Horizontal-Type

横向滑动有助于空间有效利用。
机身紧凑（高度低），不妨碍卡盘运行。

The horizontal slide enables space to be used effectively.
The low nrofile of the main unit allows work to be removed without obstructing the operations of the chuck plate.

图纸
Drawing

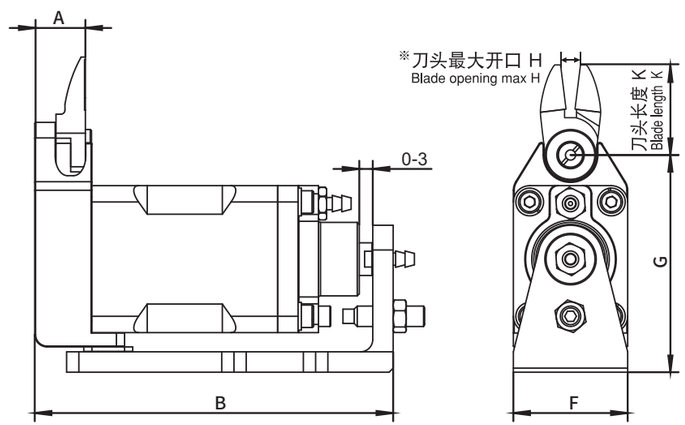

● 软管螺纹接头
Hose nipple

● 软管接头
Tube fitting

产品规格
Product specification

容量 Capacity Ø (mm) 软塑料 Soft Plastic	硬塑料 Hard Plastic
3.5	2.3
4.0	2.6

货号 (PN)	型号 (Model)	大小 Size (mm) A	B	C	D	E	F	G	H	I
8.Y00270	NR10-P	12.4	87.8	43.8	30	20	28	53.2	4	M4
8.Y00249	NR15-P	13.2	96.5	45.5	35	25	33	58	6	M4

型号 (Model)	Air Consumption(cm^3/str.) 耗气量 (cm^3/str.)	Weight (g) 重量	Slide Direction/Distance(mm) 滑动方向 / 距离 (mm)	Spec. & Size of the Hose Port 软管端口规格和尺寸
NR10-P	48	155	Pull 0~3	W/tube fitting Hose I.D. Ø 2.5XO.
NR15-P	48	155	Pull 0~3	

※ 叶片长度 (K) 和最大开度。(H) 为标准叶片 (AJ 型) 调整后的尺寸。※ 气压···0.4~0.5 MPa
※B 为 PUSH 型机型离切割位置的距离，PULL 型机型离起始位置的距离。

※Blade length (K) and opening max. (H) is the dimension adjusted for standard blade (AJ tvpe) . ※Air Pressure···0.4~0.5 MPa
※B refers to the distance from the cut position for PUSH style models, and the distance from the start position for PULL style models.

引拔座
Slide-Off Air Nipper Bracket-Type

产品剪切浇口时即使产生较大的冲击，本体也可以平稳的滑动，达到高精度剪切。

It has achieved smooth. continuous slide movement even for large diameter gate cuts. which produce a large shock at each cut.

图纸
Drawing

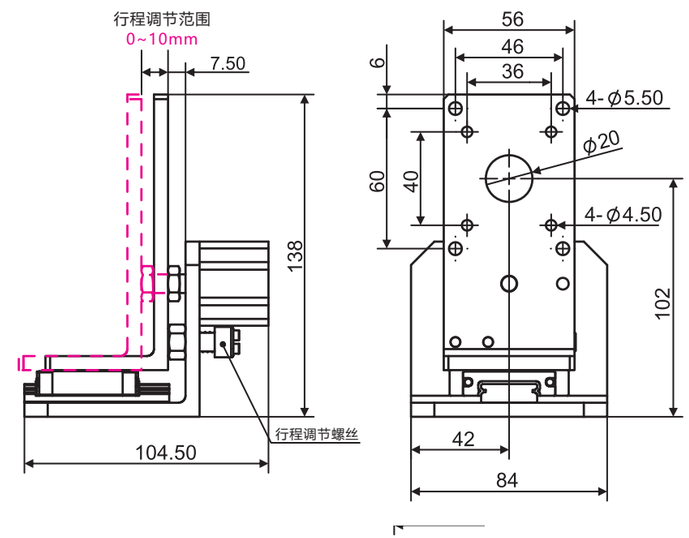

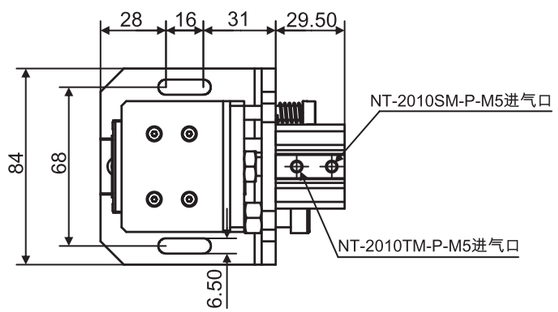

产品规格
Product specification

货号 (PN)	8.Y00006	8.Y00003
型号 (Model)	NT-2010TM-P	NT-2010SM-P
	通气拉回 pull by compressed air	通气推出 push by compressed air
重量 (Weight)	612g	617.3g

加热割刀
Heating Cutter

可切除料头，去毛刺和修边。
Remove sprue. deburr and trim.

产品规格
Product specification

货号（PN）	型号（Model）	重量（Weight）
8.Y00346	GT-BH2060	186g

图纸
Drawing

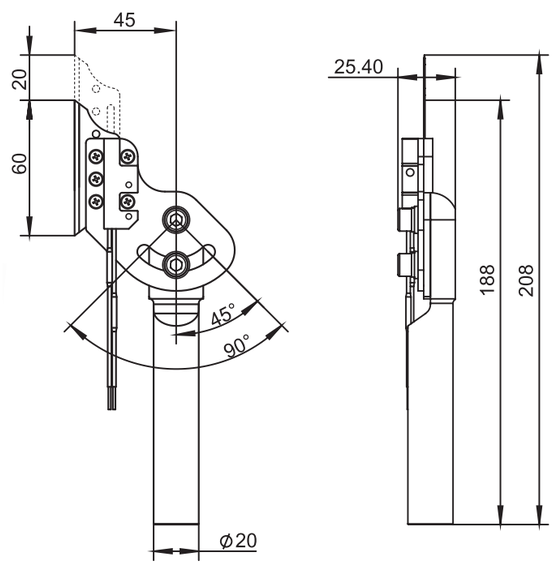

加热割刀
Heating Cutter







产品规格
Product specification

		货号（PN）	型号（Model）	描述 (Describe)
备用刀片（10 个 / 包）	Spare blade (10 pieces package)	7.Y02019	NBH2060	-
温度控制器	ater control box	8.Y01026	GTC-001	-

真空吸盘
Vacuum Cups

亮点
Highlights

尺寸和材质多种规格可选
密封唇柔软且有锥度
吸盘顶部有加强筋结构
最优结构设计
底部支撑结构

Various sizes and materials are available
Soft and tapered sealing lip
Rib structure on the top of the suction cup
Optimum structural design
Bottom support structure

优势
Advantage

适合不同尺寸和形状的工件
对曲面和不平整的工件有很强的适应性
高速运动时，具有极强的的水平和横向抓取力
尺寸小、吸力大
搬运薄壁工件不会产生永久变形

Suitable for workpieces of different sizes and shapes
Strong adaptability to curved surfaces and uneven workpieces
Strong horizontal and lateral grabbing force when moving at high speed
Small size and high suction
Handling thin-walled workpieces without permanent deformation

型号表示方法
Model representation methods

PFG - 43 - SI-55

系列
Series

吸盘直径
Suction cup diameter

橡胶件代码Rubber part code
NBR-55 丁腈橡胶
SI-55 硅橡胶
HT1-60 无痕橡胶
NBR-55 nitrile rubber
SI-55 silicone rubber
HT1-60 traceless rubber


HT1-60 无痕橡胶


NBR-55 丁腈橡胶


SI-55 硅橡胶

运用案例
Application example


包装行业
packaging industry


电子行业
Electronics industry


注塑行业
Injection molding industry

吸盘PFG系列（扁平式）
Vacuum Cups PFG Series


HT1-60
(蓝色)


NBR-55
(黑色)


SI-55
(透明)

图纸
Drawing

PFG-2...PFG-10

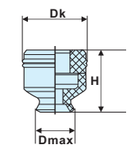

PFG-15...PFG-50

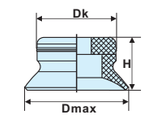

PFG-60...PFG-95

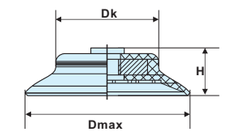

产品规格
Product specifications

型号 (Model)	吸力 (N)(1)	推荐真空管内径(mm)	Dk (mm)	Dmax (mm)	H (mm)	NBR-55 (黑色)	SI-55 (透明)	HT1-60 (蓝色)	重量 (Weight)
PFG-2-...	0.12	2	4.2	3.0	4.0	1.Y12953	1.Y12972	1.Y12991	0.02g
PFG-3.5-...	0.42	2	4.2	4.0	4.0	1.Y12954	1.Y12973	1.Y12992	0.03g
PFG-5-...	0.75	2	7.7	5.5	6.5	1.Y12955	1.Y12974	1.Y12993	0.15g
PFG-6-...	1.2	2	7.7	6.5	6.5	1.Y12956	1.Y12975	1.Y12994	0.17g
PFG-8-...	2.3	2	8.2	9.0	7.0	1.Y12957	1.Y12976	1.Y12995	0.23g
PFG-10-...	4.0	2	8.7	11.5	7.5	1.Y12958	1.Y12977	1.Y12996	0.30g
PFG-15-...	9.0	4	12.2	17.5	8.0	1.Y12959	1.Y12978	1.Y12997	1g
PFG-20-...	15.5	4	15.2	23.0	10.0	1.Y12960	1.Y12979	1.Y12998	1g
PFG-25-...	26.5	4	16.2	27.5	14.0	1.Y12961	1.Y12980	1.Y12999	3g
PFG-30-...	34.0	4	15.1	31.5	12.0	1.Y12962	1.Y12981	1.Y13000	3g
PFG-35-...	44.0	4	20.5	38.0	14.0	1.Y12963	1.Y12982	1.Y13001	6g
PFG-40-...	57.7	4	24.3	43.0	14.0	1.Y12964	1.Y12983	1.Y13002	7g
PFG-50-...	91.0	4	29.1	53.5	15.0	1.Y12965	1.Y12984	1.Y13003	11g
PFG-60-...	125	6	38.7	64.0	18.0	1.Y12966	1.Y12985	1.Y13004	25g
PFG-80-...	260	6	52.3	86.0	20.5	1.Y12967	1.Y12986	1.Y13005	52g
PFG-95-...	350	6	68.2	102.0	19.0	1.Y12968	1.Y12987	1.Y13006	93g

(1)上述规定吸力为在真空度为-0.6bar时的理论值，对于表面光滑、干燥的工件而言，未包括安全系数。

(1) The suction specified above is the theoretical value when the vacuum degree is -0.6bar. For smooth and dry workpieces, the safety factor is not included.

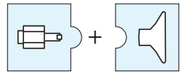
直插式
Factory-crimped fitting

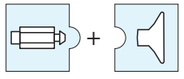
直插式
Hollow shaft fitting

吸盘座 Vacuum Cup Fitting	吸盘 Vacuum Cups
VM14-M5	PFG-2~PFG-3.5
VM29-M5、VM30-G18	PFG-5~PFG-10
VM31-M5、VM32-G18	PFG-15
VM33-M5、VM34-G18	PFG-20
VM35-M5、VM36-G18	PFG-25~PFG-40
VM37-M5、VM38-G18	PFG-50
VM-G14M-M10M	PFG-60~PFG-95

技术参数
Technical Parameters

Materials 材质	Shore Hardness 硬度	A Flexibility 柔韧性	Abrasion resistance 耐磨性	UV & weather resistance 抗紫外线	Oil resistance 抗油污性	Heat resistance (in °C) 耐高温	
SI-55: Translucent Silicone 半透明硅胶	50	+++	-	-	-	-40 to 220	Translucent 半透明
HT1-60: Siton® 特制复合材料(无痕)	60	+	++	-	++	-25 to 170	Blue 蓝色
NBR-55: Nitrile 丁腈橡胶	60	+	+	-	++	-30 to 120	Black 黑色

吸盘FGA系列（波纹管式/2层）
Vacuum Cups FGA Series


SI-55
(透明)


HT1-60
(蓝色)


NBR-55
(黑色)

图纸
Drawing

FGA-6...FGA-25

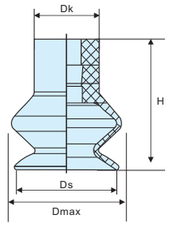

FGA-33...FGA-78

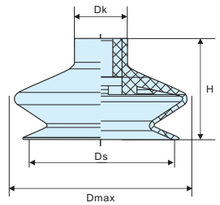

产品规格
Product specifications

型号 (Model)	吸力 (N)(1)	拉脱力 (N)(1)(2)	推荐真空管内径(mm)	Dk (mm)	Dmax(S) (mm)	Ds (mm)	H (mm)	NBR-55 (黑色)	SI-55 (透明)	HT1-60 (蓝色)	重量 (Weight)
FGA-6-...	0.4	1.4	4	7	8.0	5.7	9	1.Y12937	1.Y12949	1.Y12951	1g
FGA-11-...	0.95	3.8	4	10	13.0	10.4	16.0	1.Y12938	1.Y12288	1.Y12298	1g
FGA-14-...	1.2	5.0	4	10	14.5	12.5	15.5	1.Y12939	1.Y12289	1.Y12299	1g
FGA-16-...	2.3	6.7	4	10	18.5	15.6	19.2	1.Y12940	1.Y12290	1.Y12300	1g
FGA-20-...	4.7	10.7	4	10	21.0	18.1	15.2	1.Y12941	1.Y12291	1.Y12301	2g
FGA-22-...	5.7	15.2	4	10	25.0	21.5	19.0	1.Y12942	1.Y12292	1.Y12302	2g
FGA-25-...	5.3	17.3	4	10	26.5	22.5	23.0	1.Y12943	1.Y12293	1.Y12303	3g
FGA-33-...	13.6	39.6	6	18	38.0	30.0	27.0	1.Y12944	1.Y12294	1.Y12304	7g
FGA-43-...	22.8	64.5	6	18	47.5	38.0	27.6	1.Y12945	1.Y12295	1.Y12305	11g
FGA-53-...	51.3	95	6	18	60.0	50.0	34.0	1.Y12946	1.Y12296	1.Y12306	19g
FGA-63-...	85.0	135	6	18	68.0	60.0	34.0	1.Y12947	1.Y12297	1.Y12307	24g
FGA-78-...	137.4	218	6	25	84.5	74.0	47.0	1.Y12948	1.Y12950	1.Y12952	56g

(1)上述规定吸力为在真空度为-0.6bar时的理论值，对于表面光滑、干燥的工件而言，未包括安全系数
(1) The suction specified above is the theoretical value when the vacuum degree is -0.6bar. For smooth and dry workpieces, the safety factor is not included.
(2)天然橡胶材质的吸盘，其拉脱力约降低40%。
(2) The pull-off force of the vacuum cup made of natural rubber is reduced by about 40%.

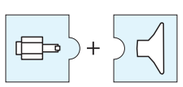
直插式
Factory-crimped fitting

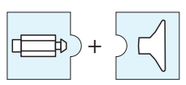
直插式
Hollow shaft fitting

吸盘座 Vacuum Cup Fitting	吸盘 Vacuum Cups
VM21-M5	FGA-6
VM18-M5、VM02-G18	FGA-11~FGA-25
VM24-G18	FGA-33~FGA-63
VM41-G14	FGA-78

技术参数
Technical Parameters

Materials 材质	Shore Hardness 硬度	A Flexibility 柔韧性	Abrasion resistance 耐磨性	UV & weather resistance 抗紫外线	Oil resistance 抗油污性	Heat resistance (in °C) 耐高温	
HT1-60: Siton ® 特制复合材料(无痕)	60	+	++	-	++	-25 to 170	Blue 蓝色
SI-55: Translucent Silicone 半透明硅胶	50	+++	-	+++	-	-40 to 220	Translucent 半透明
NBR-55: Nitrile 丁腈橡胶	60	+	+	-	++	-30 to 120	Black 黑色

吸盘FG系列（波纹管式/3层）
Vacuum Cups FG Series


SI-55
(透明)


HT1-60
(蓝色)


NBR-55
(黑色)

图纸
Drawing

FG-3...FG-9

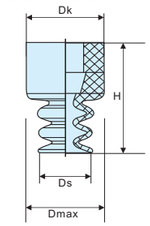

FG-12...FG-25

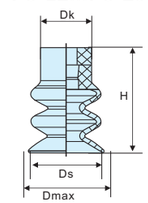

FG-32...FG-88

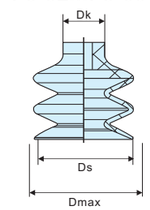

产品规格
Product specifications

型号 (Model)	吸力 (N)(1)	拉脱力 (N)(1)(2)	推荐真空管内径(mm)	Dk (mm)	Dmax(S) (mm)	Ds (mm)	H (mm)	NBR-55 (黑色)	SI-55 (透明)	HT1-60 (蓝色)	重量 (Weight)
FG-3-...	0.2	0.4	2	4	4.0	3.0	6.7	1.Y12929	1.Y12931	1.Y12934	1g
FG-4-...	0.3	0.6	2	7	7.0	3.8	14	1.Y12930	1.Y12932	1.Y12935	1g
FG-5-...	0.2	0.8	2	7	7.0	5.0	14	1.Y12308	1.Y12319	1.Y12331	1g
FG-7-...	0.1	0.9	4	9	9.0	5.9	14	1.Y12309	1.Y12320	1.Y12332	1g
FG-9-...	0.7	2.3	4	9	9.5	9.0	15	1.Y12310	1.Y12321	1.Y12333	1g
FG-12-...	0.9	3.5	4	10	13.0	12.0	21.0	1.Y12311	1.Y12322	1.Y12334	1g
FG-14-...	1.2	5.7	4	10	15.5	14.5	22.8	1.Y12312	1.Y12323	1.Y12335	2g
FG-18-...	2.3	8.5	4	10	19.0	17.2	22.6	1.Y12313	1.Y12324	1.Y12336	2g
FG-20-...	3.8	12.1	4	10	21.0	20.0	22.1	1.Y12314	1.Y12325	1.Y12337	2g
FG-25-...	4.5	19.0	4	10	26.0	23.0	34.0	1.Y12315	1.Y12326	1.Y12338	4g
FG-32-...	12.0	36.9	6	18	33.5	32	37.5	1.Y12284	1.Y12327	1.Y11797	10g
FG-42-...	13.6	44	6	18	45	42.6	46	1.Y12316	1.Y12328	1.Y12340	18g
FG-52-...	27.0	96	6	18	55	52.5	48.7	1.Y12317	1.Y12329	1.Y12341	24g
FG-62-...	39.6	137	6	18	65	62.2	54	1.Y12318	1.Y12330	1.Y12342	39g
FG-88-...	45.2	286	9	25	95.5	89	86.5	1.Y12928	1.Y12933	1.Y12936	166g

(1)上述规定吸力为在真空度为-0.6bar时的理论值，对于表面光滑、干燥的工件而言，未包括安全系数
(1) The suction specified above is the theoretical value when the vacuum degree is -0.6bar. For smooth and dry workpieces, the safety factor is not included.
(2)天然橡胶材质的吸盘，其拉脱力约降低40%。
(2) The pull-off force of the vacuum cup made of natural rubber is reduced by about 40%.

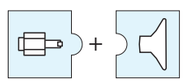
直插式
Factory-crimped fitting

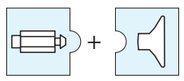
直插式
Hollow shaft fitting

吸盘座 Vacuum Cup Fitting	吸盘 Vacuum Cups
VM14-M5	FG-3
VM21-M5	FG-4~FG-5
VM39-M5、VM40-G18	FG-7~FG-25
VM24-G18	FG-32~FG-62
VM41-G14	FG-88

技术参数
Technical Parameters

Materials 材质	Shore Hardness 硬度	A Flexibility 柔韧性	Abrasion resistance 耐磨性	UV & weather resistance 抗紫外线	Oil resistance 抗油污性	Heat resistance (in °C) 耐高温	
HT1-60: Siton ® 特制复合材料(无痕)	60	+	++	-	++	-25 to 170	Blue 蓝色
SI-55: Translucent Silicone 半透明硅胶	50	+++	-	+++	-	-40 to 220	Translucent 半透明
NBR-55: Nitrile 丁腈橡胶	60	+	+	-	++	-30 to 120	Black 黑色

吸盘PFYN系列（扁平式）
Vacuum Cups PFG Series

NEW

图纸
Drawing

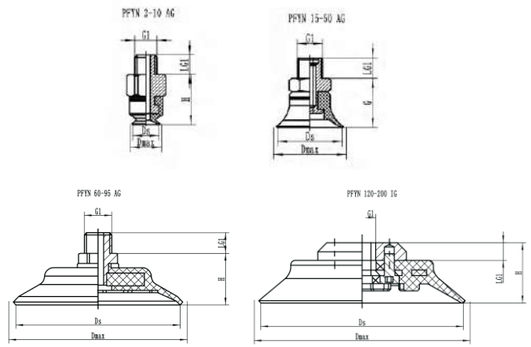

产品规格
Product specifications

型号 (Model)	吸力 (N)(1)	推荐真空管内径(mm)	G1 (mm)	Ds (mm)	Dmax (mm)	H (mm)	LG1 (mm)	NBR-55 (黑色)	SI-55 (透明)	HT1-60 (蓝色)	重量 (Weight)
PFYN-2-...	0.12	2	M3-M	2.0	2.5	6.0	3.0	7.Y02131	7.Y02147	7.Y02163	1g
PFYN-3.5-...	0.42	2	M3-M	3.5	4.0	6.0	3.0	7.Y02132	7.Y02148	7.Y02164	1g
PFYN-5-...	0.75	2	M5-M	5.0	5.5	11.5	4.5	7.Y02133	7.Y02149	7.Y02165	1g
PFYN-6-...	1.2	2	M5-M	6.0	6.5	11.5	4.5	7.Y02134	7.Y02150	7.Y02166	1g
PFYN-8-...	2.3	2	M5-M	8.0	9.0	12.0	4.5	7.Y02135	7.Y02151	7.Y02167	1g
PFYN-10-...	4.0	2	M5-M	10.0	11.5	12.5	4.5	7.Y02136	7.Y02152	7.Y02168	4g
PFYN-15-...	9.0	4	G1/8-M	15.0	17.5	13.0	8.0	7.Y02137	7.Y02153	7.Y02169	5g
PFYN-20-...	15.5	4	G1/8-M	20.0	23.0	15.0	8.0	7.Y02138	7.Y02154	7.Y02170	6g
PFYN-25-...	26.5	4	G1/8-M	25.0	27.5	19.0	8.0	7.Y02139	7.Y02155	7.Y02171	7g
PFYN-30-...	34.0	4	G1/8-M	28.8	31.5	17.0	8.0	7.Y02140	7.Y02156	7.Y02172	8g
PFYN-35-...	44.0	4	G1/8-M	35.0	38.0	19.0	8.0	7.Y02141	7.Y02157	7.Y02173	11g
PFYN-40-...	57.7	4	G1/8-M	40.0	43.0	19.0	8.0	7.Y02142	7.Y02158	7.Y02174	12g
PFYN-50-...	91.0	4	G1/8-M	50.0	53.5	20.0	8.0	7.Y02143	7.Y02159	7.Y02175	15g
PFYN-60-...	125	6	G1/4-M	60.0	64.0	230.	10.0	7.Y02144	7.Y02160	7.Y02176	34g
PFYN-80-...	260	6	G1/4-M	80.0	86.0	25.0	10.0	7.Y02145	7.Y02161	7.Y02177	63g
PFYN-95-...	350	6	G1/4-M	95.0	102.0	25.5	10.0	7.Y02146	7.Y02162	7.Y02178	102g
PFYN-120-...	540	9	G1/2-F	120.0	124	36.5	13.0	1.Y12969	1.Y12988	1.Y13007	353g
PFYN-150-...	842	9	G1/2-F	147.5	158	45.5	13.0	1.Y12970	1.Y12989	1.Y13008	521g
PFYN-200-...	1498	9	G1/2-F	193.0	222	50.5	13.0	1.Y12971	1.Y12990	1.Y13009	785g

(1)上述规定吸力为在真空度为-0.6bar时的理论值，对于表面光滑、干燥的工件而言，未包括安全系数。

(1) The suction specified above is the theoretical value when the vacuum degree is -0.6bar. For smooth and dry workpieces, the safety factor is not included.

技术参数
Technical Parameters

Materials 材质	Shore Hardness 硬度	A Flexibility 柔韧性	Abrasion resistance 耐磨性	UV & weather resistance 抗紫外线	Oil resistance 抗油污性	Heat resistance (in °C) 耐高温	
SI-55: Translucent Silicone 半透明硅胶	50	+++	-	-	-	-40 to 220	Translucent 半透明
HT1-60: Siton® 特制复合材料(无痕)	60	+	++	-	++	-25 to 170	Blue 蓝色
NBR-55: Nitrile 丁腈橡胶	60	+	+	-	++	-30 to 120	Black 黑色

吸盘FSGA系列（波纹管式/2层）
Vacuum Cups FGA Series

NEW

图纸
Drawing

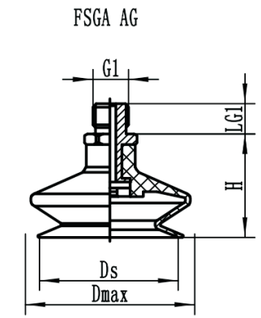

产品规格
Product specifications

型号 (Model)	吸力 (N)(1)	拉脱力 (N)(1)(2)	推荐真空管内径(mm)	G1 (mm)	Ds (mm)	Dmax(S) (mm)	H (mm)	LG1 (mm)	NBR-55 (黑色)	SI-55 (透明)	HT1-60 (蓝色)	重量 (Weight)
FSGA-6-...	0.4	1.4	4	M5-M	5.7	8.0	14.0	4.5	7.Y02179	7.Y02191	7.Y02203	2g
FSGA-11-...	0.95	3.8	4	M5-M	10.1	13.0	21.0	5.0	7.Y02180	7.Y02192	7.Y02204	2g
FSGA-14-...	1.2	5.0	4	M5-M	12.5	14.5	20.5	5.0	7.Y02181	7.Y02193	7.Y02205	2g
FSGA-16-...	2.3	6.7	4	G1/8-M	15.6	18.5	25.2	7.5	7.Y02182	7.Y02194	7.Y02206	5g
FSGA-20-...	4.7	10.7	4	G1/8-M	18.1	21.0	21.2	7.5	7.Y02183	7.Y02195	7.Y02207	5g
FSGA-22-...	5.7	15.2	4	G1/8-M	21.5	25.0	25.0	7.5	7.Y02184	7.Y02196	7.Y02208	6g
FSGA-25-...	5.3	17.3	4	G1/8-M	22.5	26.5	29.0	7.5	7.Y02185	7.Y02197	7.Y02209	6g
FSGA-33-...	13.6	39.6	6	G1/8-M	30.0	38.0	31.0	11.0	7.Y02186	7.Y02198	7.Y02210	16g
FSGA-43-...	22.8	64.5	6	G1/8-M	38.0	47.5	31.6	11.0	7.Y02187	7.Y02199	7.Y02211	19g
FSGA-53-...	51.3	95	6	G1/8-M	50.0	60.0	38.0	11.0	7.Y02188	7.Y02200	7.Y02212	27g
FSGA-63-...	85.0	135	6	G1/8-M	60.0	68.0	38.0	11.0	7.Y02189	7.Y02201	7.Y02213	34g
FSGA-78-...	137.4	218	6	G1/4-M	74.0	84.5	53.0	11.0	7.Y02190	7.Y02202	7.Y02214	71g

(1)上述规定吸力为在真空度为-0.6bar时的理论值，对于表面光滑、干燥的工件而言，未包括安全系数

(1) The suction specified above is the theoretical value when the vacuum degree is -0.6bar. For smooth and dry workpieces, the safety factor is not included.

(2)天然橡胶材质的吸盘，其拉脱力约降低40%。

(2) The pull-off force of the vacuum cup made of natural rubber is reduced by about 40%.

技术参数
Technical Parameters

Materials 材质	Shore Hardness 硬度	A Flexibility 柔韧性	Abrasion resistance 耐磨性	UV & weather resistance 抗紫外线	Oil resistance 抗油污性	Heat resistance (in °C) 耐高温	
HT1-60: Siton® 特制复合材料(无痕)	60	+	++	-	++	-25 to 170	Blue 蓝色
SI-55: Translucent Silicone 半透明硅胶	50	+++	-	+++	-	-40 to 220	Translucent 半透明
NBR-55: Nitrile 丁腈橡胶	60	+	+	-	++	-30 to 120	Black 黑色

吸盘FSG系列（波纹管式/3层）
Vacuum Cups FG Series

NEW

图纸
Drawing

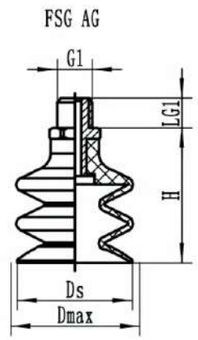

产品规格
Product specifications

型号 (Model)	吸力 (N)(1)	拉脱力 (N)(1)(2)	推荐真空管内径(mm)	G1 (mm)	Dmax(S) (mm)	Ds (mm)	H (mm)	LG1 (mm)	NBR-55 (黑色)	SI-55 (透明)	HT1-60 (蓝色)	重量 (Weight)
FSG-3-...	0.2	0.4	2	M3-M	4.0	3.0	8.7	3.0	7.Y02215	7.Y02230	7.Y02245	1g
FSG-4-...	0.3	0.6	2	M5-M	7.0	3.8	19.0	5.0	7.Y02216	7.Y02231	7.Y02246	2g
FSG-5-...	0.2	0.8	2	M5-M	7.0	5.0	19.0	5.0	7.Y02217	7.Y02232	7.Y02247	2g
FSG-7-...	0.1	0.9	4	M5-M	9.0	5.9	19.0	5.0	7.Y02218	7.Y02233	7.Y02248	2g
FSG-9-...	0.7	2.3	4	M5-M	9.5	9.0	20.0	5.0	7.Y02219	7.Y02234	7.Y02249	2g
FSG-12-...	0.9	3.5	4	M5-M	13.0	12.0	26.0	5.0	7.Y02220	7.Y02235	7.Y02250	2g
FSG-14-...	1.2	5.7	4	M5-M	15.5	14.5	27.8	5.0	7.Y02221	7.Y02236	7.Y02251	3g
FSG-18-...	2.3	8.5	4	G1/8-M	19.0	17.2	28.6	7.5	7.Y02222	7.Y02237	7.Y02252	6g
FSG-20-...	3.8	12.1	4	G1/8-M	21.0	20.0	28.1	7.5	7.Y02223	7.Y02238	7.Y02253	6g
FSG-25-...	4.5	19.0	4	G1/8-M	26.0	23.0	40.0	7.5	7.Y02224	7.Y02239	7.Y02254	8g
FSG-32-...	12.0	36.9	6	G1/8-M	33.5	32.0	41.5	11.0	7.Y02225	7.Y02240	7.Y02255	17g
FSG-42-...	13.6	44	6	G1/8-M	45.0	42.6	50.0	11.0	7.Y02226	7.Y02241	7.Y02256	27g
FSG-52-...	27.0	96	6	G1/8-M	55.0	52.5	52.7	11.0	7.Y02227	7.Y02242	7.Y02257	32g
FSG-62-...	39.6	137	6	G1/8-M	65.0	62.2	58.0	11.0	7.Y02228	7.Y02243	7.Y02258	60g
FSG-88-...	45.2	286	9	G1/4-M	95.5	89.0	92.5	11.0	7.Y02229	7.Y02244	7.Y02259	173g

(1)上述规定吸力为在真空度为-0.6bar时的理论值，对于表面光滑、干燥的工件而言，未包括安全系数
(1) The suction specified above is the theoretical value when the vacuum degree is -0.6bar. For smooth and dry workpieces, the safety factor is not included.
(2)天然橡胶材质的吸盘，其拉脱力约降低40%。
(2) The pull-off force of the vacuum cup made of natural rubber is reduced by about 40%.

技术参数
Technical Parameters

Materials 材质	Shore Hardness 硬度	A Flexibility 柔韧性	Abrasion resistance 耐磨性	UV & weather resistance 抗紫外线	Oil resistance 抗油污性	Heat resistance (in °C) 耐高温	
HT1-60: Siton ® 特制复合材料(无痕)	60	+	++	-	++	-25 to 170	Blue 蓝色
SI-55: Translucent Silicone 半透明硅胶	50	+++	-	+++	-	-40 to 220	Translucent 半透明
NBR-55: Nitrile 丁腈橡胶	60	+	+	-	++	-30 to 120	Black 黑色

吸盘SGON系列（扁平长方型）
Vacuum Cups SGON Series

图纸
Drawing

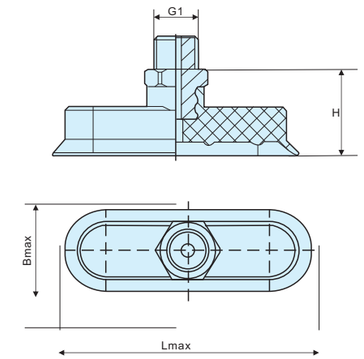

产品规格
Product specifications

型号 (Model)	吸力 (N)(1)	推荐真空管内径 (mm)	G1 (mm)	Bmax (mm)	Lmax (mm)	H (mm)	NBR-60 (黑色)	SI-60 (透明)	HT1-60 (蓝色)	重量 (Weight)
SGON-4x2-...	0.42	2	M3-M	2.5	4.5	8	1.Y13068	1.Y13079	1.Y13090	2g
SGON-7x3.5-...	1.0	2	M3-M	4.5	7.5	8	1.Y13069	1.Y13080	1.Y13091	2g
SGON-12x4-...	1.8	2	M5-M	5.0	13.0	18	1.Y13070	1.Y13081	1.Y13092	3g
SGON-15x5-...	3.1	2	M5-M	5.5	15.5	17	1.Y13071	1.Y13082	1.Y13093	3g
SGON-18x6-...	4.5	2	M5-M	7.0	18.5	17	1.Y13072	1.Y13083	1.Y13094	3g
SGON-24x8-...	8.0	4	G1/8-M	9.0	24.5	17	1.Y13073	1.Y13084	1.Y13095	7g
SGON-30x10-...	12.2	4	G1/8-M	11.5	30.5	17	1.Y13074	1.Y13085	1.Y13096	7g
SGON-45x15-...	28.2	6	G1/4-M	16.5	46.0	26	1.Y13075	1.Y13086	1.Y13097	15g
SGON-60x20-...	50.1	6	G1/4-M	22.0	61.0	26	1.Y13076	1.Y13087	1.Y13098	19g
SGON-75x25-...	78.3	6	G1/4-M	27.5	77.0	26	1.Y13077	1.Y13088	1.Y13099	27g
SGON-90x30-...	112.6	6	G1/4-M	33.0	92.5	26	1.Y13078	1.Y13089	1.Y13100	35g

(1)上述规定吸力为在真空度为-0.6bar时的理论值，对于表面光滑、干燥的工件而言，未包括安全系数
(1) The suction specified above is the theoretical value when the vacuum degree is -0.6bar. For smooth and dry workpieces, the safety factor is not included.
* SGON-24x8 及更大的替换吸盘垫配有专用固定夹。
* SGON-24x8 and larger replacement vacuum cup pads are equipped with special fixing clips.

技术参数
Technical Parameters

Materials 材质	Shore Hardness 硬度	A Flexibility 柔韧性	Abrasion resistance 耐磨性	UV & weather resistance 抗紫外线	Oil resistance 抗油污性	Heat resistance (in °C) 耐高温	
HT1-60: Siton ® 特制复合材料(无痕)	60	+	++	-	++	-25 to 170	Blue 蓝色
SI-60: Translucent Silicone 半透明硅胶	50	+++	-	+++	-	-40 to 220	Translucent 半透明
NBR-60: Nitrile 丁腈橡胶	60	+	+	-	++	-30 to 120	Black 黑色

吸盘VSH系列（扁平式）
Vacuum Cups VSH Series

VSH-S2...VSH-S10

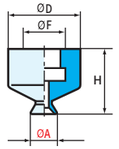

VSH-S12...VSH-S30

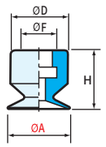

VSH-M4...VSH-M10

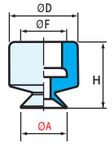

VSH-M12...VSH-M50

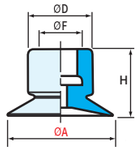

产品规格
Product specifications

	(N)(1)	(N)(1)	ØA(mm)	H(mm)	ØD(mm)	ØF(mm)	SI(半透明)	SP(海绵)
VSH-S2	0.5	0.1	2	13	11	7	1.Y07282	-
VSH-S4	0.7	0.2	4	10	10	7	1.Y07283	-
VSH-S6	0.9	0.3	6	10	10	7	1.Y07284	-
VSH-S8	1.1	0.5	8	10	10	7	1.Y07285	-
VSH-S10	1.6	0.8	10	10	10	7	1.Y07286	-
VSH-S12	2.0	1.5	12	12	10	7	1.Y07287	-
VSH-S15	3.7	1.8	15	12.5	11	7	1.Y07288	-
VSH-S20	6.1	3.0	20	13	12	7	1.Y07289	-
VSH-S25	9.4	4.7	25	13	13	7	1.Y07290	-
VSH-S30	15.9	7.9	30	13	13	7	1.Y07291	-
VSH-M4	0.7	0.2	4	15	15	10	1.Y07292	-
VSH-M6	0.9	0.3	6	15	15	10	1.Y07293	-
VSH-M8	1.1	0.5	8	15	15	10	1.Y07294	-
VSH-M10	1.6	0.8	10	15	15	10	1.Y07295	1.Y12885
VSH-M12	2.0	1.5	12	15	15	10	1.Y07296	1.Y12886
VSH-M15	3.7	1.8	15	15	15	10	1.Y07297	1.Y12887
VSH-M20	6.1	3.0	20	15	15	10	1.Y07298	1.Y07530
VSH-M25	9.4	4.7	25	15	15	10	1.Y07299	1.Y12888
VSH-M30	15.9	7.9	30	15	16	10	1.Y07300	1.Y07758
VSH-M40	26.7	13.4	40	15	17	10	1.Y07301	1.Y07894
VSH-M50	38.3	19.1	50	15	20	10	1.Y07302	1.Y07895

(1)真空度为65%时吸盘的实际吸附力，建议水平工作时安全系数为2，垂直工作时安全系数为4。
(1) Actual force of the suction cup in use with 65% vacuum and including a safety factor of 2 for horizontal handling and a factor of 4 for vertical handling.

吸盘座 Vacuum Cup Fitting	吸盘 Vacuum Cups
VM11-M5、VM11-G18 VFS 系列金具 (VFS Series Stem) VFST 系列金具 (VFST Series Stem)	VSH-S2~VSH-S30
VM10-G 1/8、VM27-M5 VFM 系列金具 (VFM Series Stem) VFMT 系列金具 (VFMT Series Stem)	VSH-M4~VSH-M50

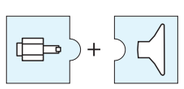

直插式
Factory-crimped fitting

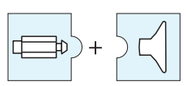

直插式
Hollow shaft fitting

技术参数
Technical Parameters

Materials 材质	Shore Hardness 硬度	A Flexibility 柔韧性	Abrasion resistance 耐磨性	UV & weather resistance 抗紫外线	Oil resistance 抗油污性	Heat resistance (in °C) 耐高温	
SI: Translucent Silicone 半透明硅胶	50	+++	-	-	-	-40 to 220	Translucent 半透明

吸盘VSH2系列（波纹管式/2层）
Vacuum Cups VSH2 Series

VSH2-S4...VSH2-S20

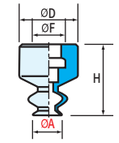

VSH2-S25...VSH2-S30

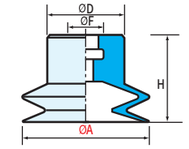

VSH2-M6...VSH2-M25

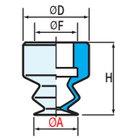

VSH2-M30...VSH2-M50

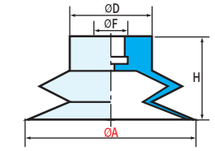

产品规格
Product specifications

	(N)(1)	(N)(1)	ØA(mm)	H(mm)	ØD(mm)	ØF(mm)	SI(半透明)	SP(海绵)
VSH2-S4	0.3	0.1	4	15	12	7	1.Y07303	-
VSH2-S6	0.5	0.2	6	15	12	7	1.Y07304	-
VSH2-S8	1.2	0.7	8	15	12	7	1.Y07305	-
VSH2-S10	1.7	0.9	10	15	12	7	1.Y07306	-
VSH2-S12	2.5	1.3	12	15	12	7	1.Y07307	-
VSH2-S15	2.7	1.3	15	17	15	7	1.Y07308	-
VSH2-S20	5.6	2.8	20	16.5	15	7	1.Y07309	-
VSH2-S25	7.9	4.0	25	18	15	7	1.Y07310	-
VSH2-S30	12	6	30	20	15	7	1.Y07311	-
VSH2-M6	0.5	0.2	6	18	15	10	1.Y07312	-
VSH2-M8	1.2	0.7	8	17	15	10	1.Y07313	-
VSH2-M10	1.7	0.9	10	17	15	10	1.Y07314	1.Y08294
VSH2-M12	2.5	1.3	12	17	15	10	1.Y07315	1.Y08295
VSH2-M15	2.7	1.3	15	18	15	10	1.Y07316	1.Y08296
VSH2-M20	5.6	2.8	20	18	15	10	1.Y07317	1.Y07929
VSH2-M25	7.9	4.0	25	18	15	10	1.Y07318	1.Y08349
VSH2-M30	12	6	30	19	18	10	1.Y07319	1.Y08056
VSH2-M35	13.9	6.9	35	24	18	10	1.Y07320	-
VSH2-M40	20.2	10.1	40	22	23	10	1.Y07321	1.Y08104
VSH2-M50	40	20	50	25	25	10	1.Y07322	1.Y08105

(1)真空度为65%时吸盘的实际吸附力，建议水平工作时安全系数为2，垂直工作时安全系数为4。
(1) Actual force of the suction cup in use with 65% vacuum and including a safety factor of 2 for horizontal handling and a factor of 4 for vertical handling.

吸盘座 Vacuum Cup Fitting	吸盘 Vacuum Cups
VM11-M5、VM11-G18 VFS 系列金具 (VFS Series Stem) VFST 系列金具 (VFST Series Stem)	VSH2-S4~VSH2-S30
VM10-G 1/8、VM27-M5 VFM 系列金具 (VFM Series Stem) VFMT 系列金具 (VFMT Series Stem)	VSH2-M6~VSH2-M50

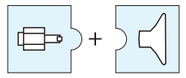

直插式
Factory-crimped fitting

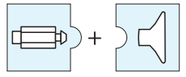

直插式
Hollow shaft fitting

技术参数
Technical Parameters

Materials 材质	Shore Hardness 硬度	A Flexibility 柔韧性	Abrasion resistance 耐磨性	UV & weather resistance 抗紫外线	Oil resistance 抗油污性	Heat resistance (in °C) 耐高温	
SI: Translucent Silicone 半透明硅胶	50	+++	-	-	-	-40 to 220	Translucent 半透明

吸盘VSH3系列（波纹管式/3层）
Vacuum Cups VSH3 Series

VSH3-S6...VSH3-S8

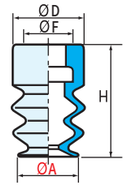

VSH3-S10...VSH3-S15

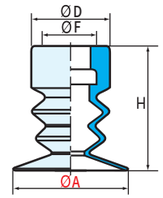

VSH3-M8...VSH3-M30

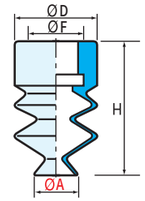

VSH3-M40...VSH3-M50

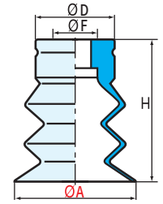

产品规格
Product specifications

	(N)(1)	ØA(mm)	H(mm)	ØD(mm)	ØF(mm)	SI(半透明)	SP(海绵)
VSH3-S6	0.5	6	15	10	7	1.Y07323	-
VSH3-S8	1.0	8	15	10	7	1.Y07324	-
VSH3-S10	1.5	10	15	10	7	1.Y07325	-
VSH3-S12	2.8	12	15	10	7	1.Y07326	-
VSH3-S15	3.0	15	15	10	7	1.Y07327	-
VSH3-M8	1.0	8	20	15	10	1.Y07328	-
VSH3-M10	1.5	10	18	15	10	1.Y07329	1.Y09163
VSH3-M12	2.8	12	21	15	10	1.Y07330	1.Y09162
VSH3-M15	3.0	15	21	15	10	1.Y07331	1.Y09161
VSH3-M20	4.6	20	24	15	10	1.Y07332	1.Y08134
VSH3-M25	6.5	25	24	15	10	1.Y07333	1.Y09065
VSH3-M30	12.1	30	25	15	10	1.Y07334	1.Y08167
VSH3-M40	20.5	40	43	20	10	1.Y07335	1.Y08168
VSH3-M50	25	50	42	20	10	1.Y07336	1.Y08234

(1)真空度为65%时吸盘的实际吸附力，建议水平工作时安全系数为2，垂直工作时安全系数为4。

(1) Actual force of the suction cup in use with 65% vacuum and including a safety factor of 2 for horizontal handling and a factor of 4 for vertical handling.

吸盘座 Vacuum Cup Fitting	吸盘 Vacuum Cups
VM11-M5、VM11-G18 VFS 系列金具 (VFS Series Stem) VFST 系列金具 (VFST Series Stem)	VSH3-S6~VSH3-S15
VM10-G 1/8、VM27-M5 VFM 系列金具 (VFM Series Stem) VFMT 系列金具 (VFMT Series Stem)	VSH3-M8~VSH3-M50

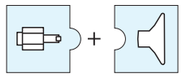

直插式
Factory-crimped fitting

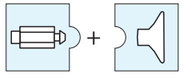

直插式
Hollow shaft fitting

技术参数
Technical Parameters

Materials 材质	Shore Hardness 硬度	A Flexibility 柔韧性	Abrasion resistance 耐磨性	UV & weather resistance 抗紫外线	Oil resistance 抗油污性	Heat resistance (in °C) 耐高温	
SI: Translucent Silicone 半透明硅胶	50	+++	-	-	-	-40 to 220	Translucent 半透明

吸盘SAF系列（扁平式）
Vacuum Cups SAF Series

图纸
Drawing

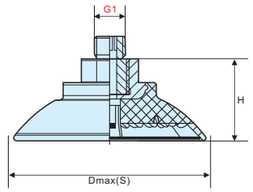

SAF...-AG(外牙安装)

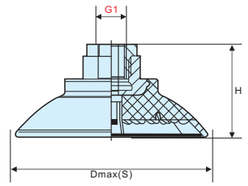

SAF...-IG(内牙安装)

产品规格
Product specifications

货号 (PN)	型号 (Model)	吸力 (N)(1)	侧向力 (N)(2)	推荐真空管内径(mm)	Dmax(S) (mm)	G1 (mm)	H (mm)	LG1 (mm)	重量 (Weight)
1.Y13010	SAF-30-G3/8AG	38	30	4	34	G3/8-M	20	10	17g
1.Y13011	SAF-30-G3/8IG	38	30	4	34	G3/8-F	36	9	43g
1.Y13012	SAF-40-G3/8AG	69	52	4	46	G3/8-M	22	10	19g
1.Y13013	SAF-40-G3/8IG	69	52	4	46	G3/8-F	38	9	45g
1.Y13014	SAF-50-G3/8AG	100	80	4	56	G3/8-M	28	10	40g
1.Y13015	SAF-50-G3/8IG	100	80	4	56	G3/8-F	28	15	31g
1.Y13016	SAF-60-G3/8AG	150	105	6	67	G3/8-M	31	10	46g
1.Y13017	SAF-60-G3/8IG	150	105	6	67	G3/8-F	31	15	37g
1.Y13018	SAF-80-G3/8AG	272	205	6	89	G3/8-M	35	10	65g
1.Y13019	SAF-80-G3/8IG	272	205	6	89	G3/8-F	35	15	56g
1.Y13020	SAF-100-G3/8AG	430	310	6	110	G3/8-M	36	10	76g
1.Y13021	SAF-100-G3/8IG	430	310	6	110	G3/8-F	36	15	67g
1.Y13023	SAF-125-G3/8IG	660	475	9	135	G3/8-F	43	15	146g

功能：防滑、防油、防水（多用于汽车钣金，玻璃等吸附）

Functions: anti-skid, oil-proof and water-proof (mostly used for adsorption of automobile sheet metal, glass, etc.)

吸盘SAOF系列（扁平式）
Vacuum Cups SAOF Series

图纸
Drawing

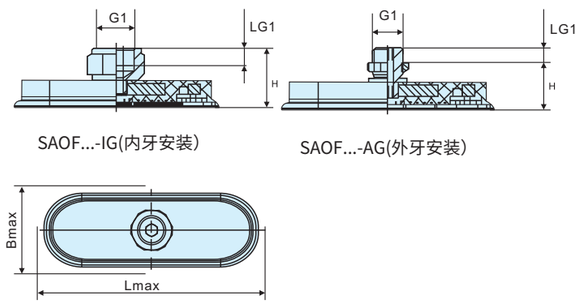

SAOF...-IG(内牙安装)　　SAOF...-AG(外牙安装)

产品规格
Product specifications

货号 (PN)	型号 (Model)	吸力 (N)(1)	侧向力 (N)(2)	推荐真空管内径(mm)	Dmax(S) (mm)	G1 (mm)	H (mm)	LG1 (mm)	Lmax(S) (mm)	重量 (Weight)
1.Y13024	SAOF-50x16-G3/8AG	31	24	4	18	G3/8-M	26	8	52	24g
1.Y13025	SAOF-50x16-G3/8IG	31	24	4	18	G3/8-F	34	9	52	45g
1.Y13026	SAOF-60x23-G3/8AG	57	37	4	25	G3/8-M	18	8	64	21g
1.Y13027	SAOF-60x23-G3/8IG	57	37	4	25	G3/8-F	26	9	64	42g
1.Y13028	SAOF-90x30-G3/8AG	122	96	4	34	G3/8-M	19	8	94	39g
1.Y13029	SAOF-90x30-G3/8IG	122	96	4	34	G3/8-F	27	9	94	60g
1.Y13030	SAOF-80x40-G3/8AG	140	110	4	43	G3/8-M	20	8	85	34g
1.Y13031	SAOF-80x40-G3/8IG	140	110	4	43	G3/8-F	28	9	85	55g
1.Y13032	SAOF-100x50-G3/8AG	217	181	6	54	G3/8-M	22	8	106	63g
1.Y13033	SAOF-100x50-G3/8IG	217	181	6	54	G3/8-F	31	9	106	85g
1.Y13034	SAOF-120x60-G3/8AG	312	254	6	65	G3/8-M	24	8	128	77g
1.Y13035	SAOF-120x60-G3/8IG	312	254	6	65	G3/8-F	33	9	128	99g
1.Y13037	SAOF-140x70-G3/8IG	425	344	6	76	G3/8-F	34	9	149	107g

功能：防滑、防油、防水（多用于汽车钣金，玻璃等吸附）

Functions: anti-skid, oil-proof and water-proof (mostly used for adsorption of automobile sheet metal, glass, etc.)

吸盘SAB系列（波纹管式/2层）
Vacuum Cups SAB Series

图纸
Drawing

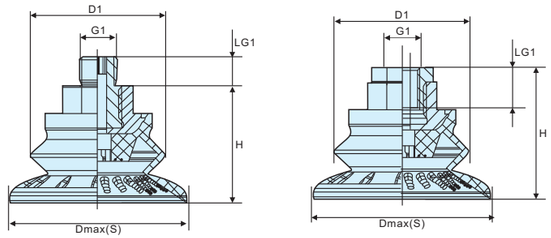

SAB...-AG(外牙安装)　　SAB...-IG(内牙安装)

产品规格
Product specifications

货号 (PN)	型号 (Model)	吸力 (N)(1)	拉脱力 (N)(1)	侧向力 (N)(2)	推荐真空管内径(mm)	Dmax(S) (mm)	G1 (mm)	D1 (mm)	H (mm)	LG1 (mm)	重量 (Weight)
1.Y13038	SAB-22-G3/8AG	16	24	18	4	24	G3/8-M	22	25	10	15g
1.Y13039	SAB-22-G3/8IG	16	24	18	4	24	G3/8-F	22	41	9.5	41g
1.Y13040	SAB-30-G3/8AG	22	33	30	4	34	G3/8-M	32	28	10	19g
1.Y13041	SAB-30-G3/8IG	22	33	30	4	34	G3/8-F	32	44	9.5	45g
1.Y13042	SAB-40-G3/8AG	38	59	36	4	45	G3/8-M	32	28.8	10	20g
1.Y13043	SAB-40-G3/8IG	38	59	36	4	45	G3/8-F	32	44.8	9.5	45g
1.Y13044	SAB-50-G3/8AG	53	87	55	4	56	G3/8-M	40	36.9	10	41g
1.Y13045	SAB-50-G3/8IG	53	87	55	4	56	G3/8-F	40	36.9	15	32g
1.Y13046	SAB-60-G3/8AG	82	130	82	6	67	G3/8-M	48	41.3	10	49g
1.Y13047	SAB-60-G3/8IG	82	130	82	6	67	G3/8-F	48	41.3	15	40g
1.Y13048	SAB-80-G3/8AG	135	221	145	6	89	G3/8-M	64	49.9	10	72g
1.Y13049	SAB-80-G3/8IG	135	221	145	6	89	G3/8-F	64	49.9	15	63g
1.Y13050	SAB-100-G3/8AG	190	357	220	6	110	G3/8-M	77	56.6	10	97g
1.Y13051	SAB-100-G3/8IG	190	357	220	6	110	G3/8-F	77	56.6	15	88g
1.Y13052	SAB-125-G3/8AG	250	558	352	9	135	G3/8-M	94	67.8	10	179g
1.Y13053	SAB-125-G3/8IG	250	558	352	9	135	G3/8-F	94	67.8	15	170g

功能：防滑、防油、防水（多用于汽车钣金，玻璃等吸附）

Functions: anti-skid, oil-proof and water-proof (mostly used for adsorption of automobile sheet metal, glass, etc.)

吸盘SAOB系列（波纹管式/2层）
Vacuum Cups SAOB Series

图纸
Drawing

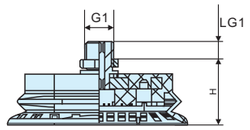

SAOB...-AG(外牙安装)

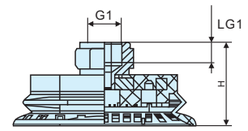

SAOB...-IG(内牙安装)

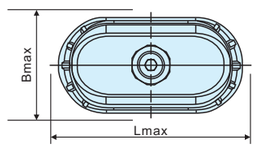

产品规格
Product specifications

货号 (PN)	型号 (Model)	吸力 (N)(1)	拉脱力 (N)(1)	侧向力 (N)(2)	推荐真空管内径(mm)	Bmax(S) (mm)	Lmax(S) (mm)	G1 (mm)	H (mm)	LG1 (mm)	重量 (Weight)
1.Y13054	SAOB-60x30-G3/8AG	38	70	73	4	33	63	G3/8-M	27.0	8	49g
1.Y13055	SAOB-60x30-G3/8IG	38	70	73	4	33	63	G3/8-F	35.0	9	70g
1.Y13056	SAOB-80x40-G3/8AG	65	132	153	6	43	83	G3/8-M	29.7	8	67g
1.Y13057	SAOB-80x40-G3/8IG	65	132	153	6	43	83	G3/8-F	37.7	9	88g
1.Y13058	SAOB-110x55-G3/8AG	110	234	299	6	59	114	G3/8-M	35.5	8	87g
1.Y13059	SAOB-110x55-G3/8IG	110	234	299	6	59	114	G3/8-F	43.5	9	109g
1.Y13061	SAOB-140x70-G3/8IG	165	355	473	6	75	146	G3/8-F	47.5	9	142g

功能：防滑、防油、防水（多用于汽车钣金，玻璃等吸附）
Functions: anti-skid, oil-proof and water-proof (mostly used for adsorption of automobile sheet metal, glass, etc.)

吸盘座
Vacuum Cups Fitting

型号表示方法
Model representation methods

VM 01 - G14

系列 Series

编号 NO.

螺牙尺寸 Thread dimension
M5 M8 G1/8 G1/4

吸盘座 Vacuum Cup Fitting			
尺寸 Dimension	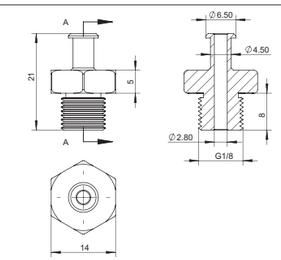	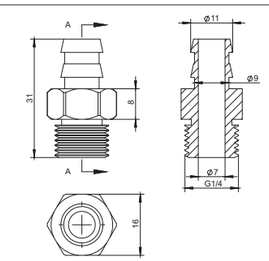	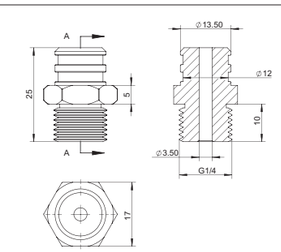
货号(PN)	7.Y00703	7.Y00709	7.Y00768
型号(Model)	VM02-G18	VM04-G14	VM06-G14
重量(Weight)	3.5g	7.0g	9.7g

吸盘座 Vacuum Cup Fitting			
尺寸 Dimension	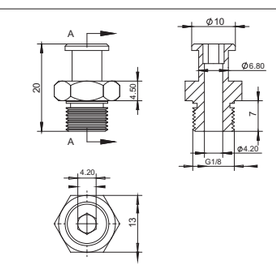	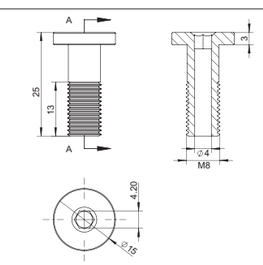	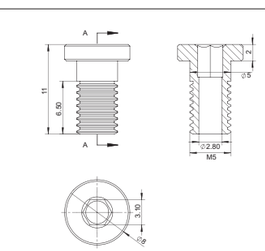
货号(PN)	7.Y00767	1.Y05275	1.Y05274
型号(Model)	VM07-G18	VM08-M8	VM09-M5
重量(Weight)	3.3g	8.3g	1.4g

吸盘座
Vacuum Cups Fitting

型号表示方法
Model representation methods

VM 01 - G14

系列 Series

编号 NO.

螺牙尺寸 Thread dimension
M5 M8 G1/8 G1/4

吸盘座 Vacuum Cup Fitting			
尺寸 Dimension	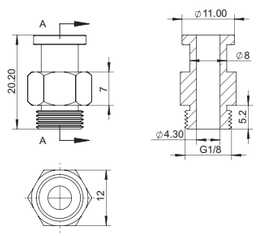	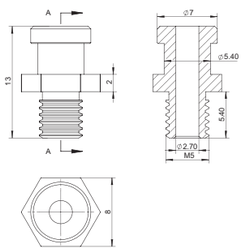	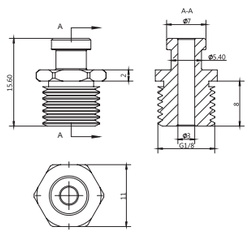
货号(PN)	7.Y00902	1.Y05327	1.Y12762
型号(Model)	VM10-G18	VM11-M5	VM11-G18
重量(Weight)	3.7g	2.0g	2.0g

吸盘座 Vacuum Cup Fitting			
尺寸 Dimension	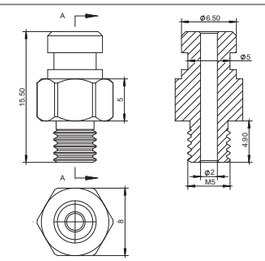	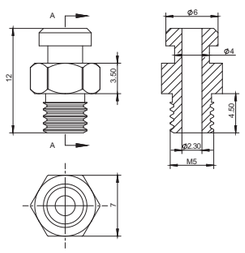	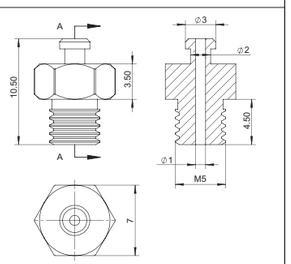
货号(PN)	7.Y00762	7.Y00761	7.Y00760
型号(Model)	VM12-M5	VM13-M5	VM14-M5
重量(Weight)	1.2g	0.7g	0.5g

吸盘座
Vacuum Cups Fitting

型号表示方法
Model representation methods

VM 01 - G14

系列 Series

编号 NO.

螺牙尺寸 Thread dimension
M5 M8 G1/8 G1/4

吸盘座 Vacuum Cup Fitting			
尺寸 Dimension	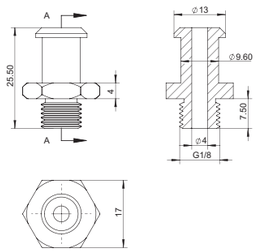	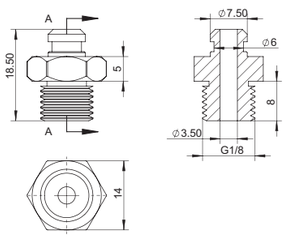	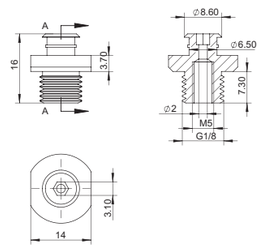
货号(PN)	7.Y00759	7.Y00758	7.Y00757
型号(Model)	VM15-G18	VM16-G18	VM17-G18
重量(Weight)	17.8g	3.8g	2.9g

吸盘座 Vacuum Cup Fitting			
尺寸 Dimension	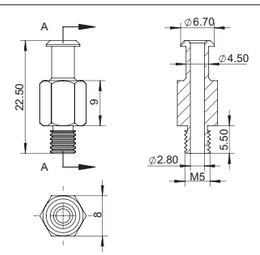	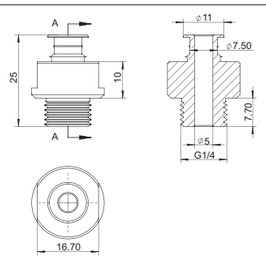	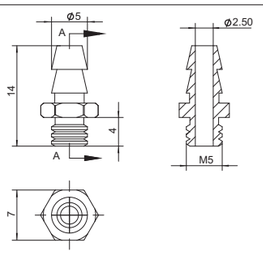
货号(PN)	1.Y05314	4.Y00058	1.Y01986
型号(Model)	VM18-M5	VM20-G14	VM21-M5
重量(Weight)	4.6g	9.5g	1.8g

吸盘座
Vacuum Cups Fitting

型号表示方法
Model representation methods

VM 01 - G14

系列 Series

编号 NO.

螺牙尺寸 Thread dimension
M5 M8 G1/8 G1/4

吸盘座 Vacuum Cup Fitting			
尺寸 Dimension	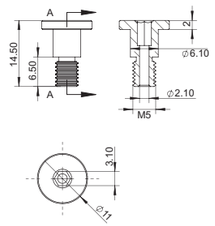	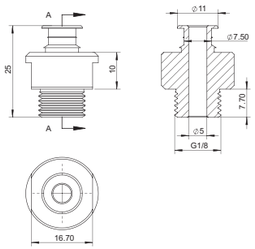	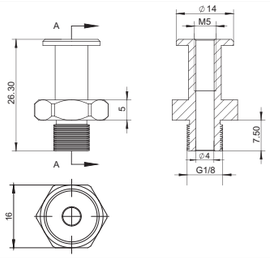
货号(PN)	1.Y05790	7.Y00900	7.Y00898
型号(Model)	VM22-M5	VM23-G18	VM24-G18
重量(Weight)	2.9g	8.9g	5.5g

吸盘座 Vacuum Cup Fitting			
尺寸 Dimension	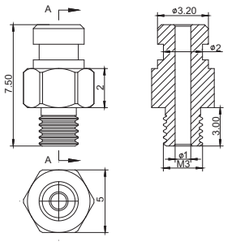	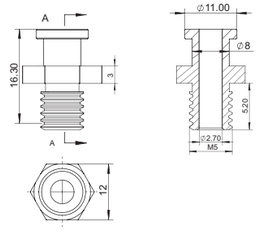	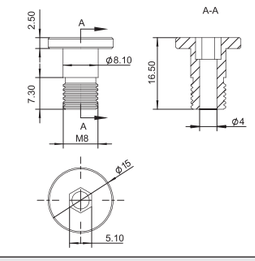
货号(PN)	7.Y00928	1.Y01097	7.Y00475
型号(Model)	VM25-M3	VM27-M5	VM28-M8
重量(Weight)	0.2g	6.2g	1.9g

型材、钢管 Profile、SUS Tube
支架模组 Stents Module
快换 Quick Changer
夹具组件 Grip Module
气动剪刀 Air Nipper
真空组件 Vacuum Module
附件 Accessory Components

吸盘座
Vacuum Cups Fitting

型号表示方法
Model representation methods

VM 01 - G14

系列 Series

编号 NO.

螺牙尺寸 Thread dimension
M5 M8 G1/8 G1/4

吸盘座 Vacuum Cup Fitting			
尺寸 Dimension	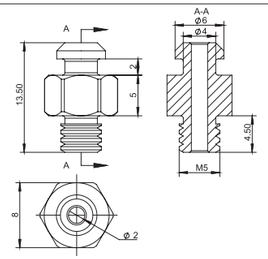	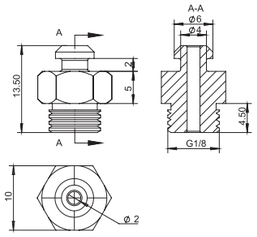	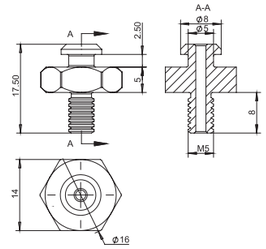
货号(PN)	7.Y01036	7.Y01037	7.Y01038
型号(Model)	VM29-M5	VM30-G18	VM31-M5
重量(Weight)	1.1g	1.3g	3.8g

吸盘座 Vacuum Cup Fitting			
尺寸 Dimension	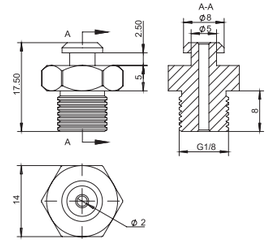	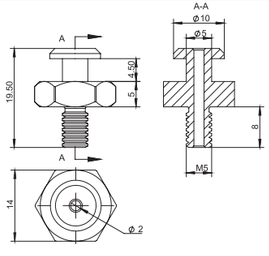	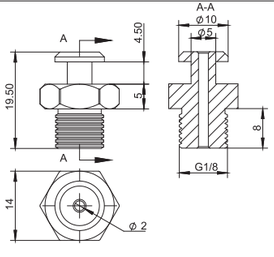
货号(PN)	7.Y01039	7.Y01040	7.Y01041
型号(Model)	VM32-G18	VM33-M5	VM34-G18
重量(Weight)	4.1g	4.0g	4.3g

吸盘座
Vacuum Cups Fitting

型号表示方法
Model representation methods

VM 01 - G14

系列 Series

编号 NO.

螺牙尺寸 Thread dimension
M5 M8 G1/8 G1/4

吸盘座 Vacuum Cup Fitting			
尺寸 Dimension	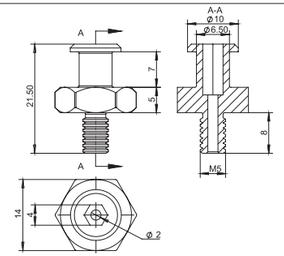	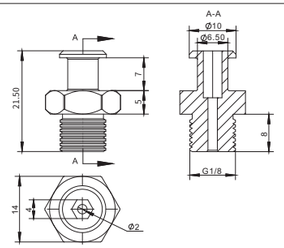	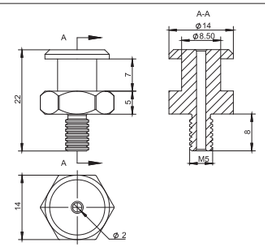
货号(PN)	7.Y01042	7.Y01043	7.Y01044
型号(Model)	VM35-M5	VM36-G18	VM37-M5
重量(Weight)	3.4g	3.7g	4.3g

吸盘座 Vacuum Cup Fitting			
尺寸 Dimension	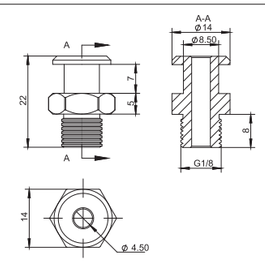	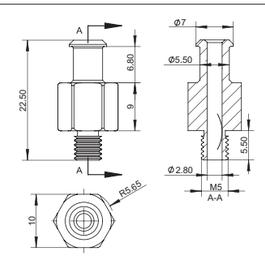	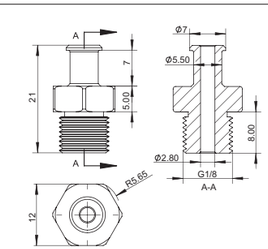
货号(PN)	7.Y01045	7.Y01046	7.Y01047
型号(Model)	VM38-G18	VM39-M5	VM40-G18
重量(Weight)	4.7g	2.6g	4.0g

吸盘座
Vacuum Cups Fitting

型号表示方法
Model representation methods

VM 01 - G14

系列 Series

编号 NO.

螺牙尺寸 Thread dimension
M5 M8 G1/8 G1/4

吸盘座 Vacuum Cup Fitting			
尺寸 Dimension	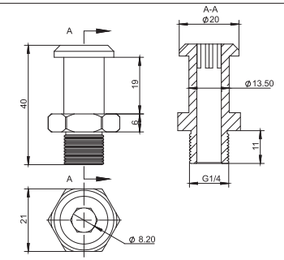	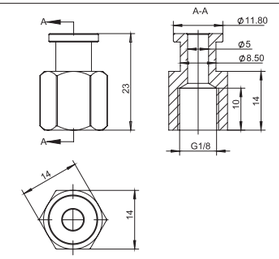	
货号(PN)	7.Y01048	7.Y02013	
型号(Model)	VM41-G14	VM10-G18-F	
重量(Weight)	14g	5.7g	

吸盘金具转接头
Vacuum Cup Connector

型号表示方法
Model representation methods

VM - G18 M - M8 F

- 系列 Series
- 螺牙尺寸 Thread dimension G1/8 G1
- 内牙 F-Female 外牙 M-Male
- 螺牙尺寸 Thread dimension M5 M8 M10
- 内牙 F-Female 外牙 M-Male

吸盘金具转接头 Vacuum Cup Connector			
尺寸 Dimension	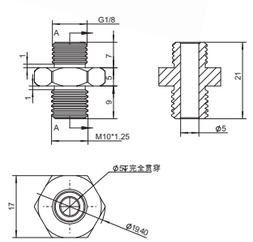	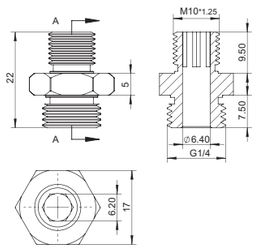	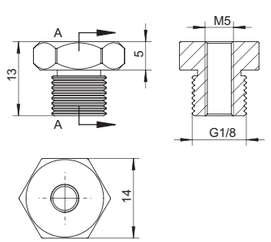
货号(PN)	7.Y00808	7.Y00756	7.Y00755
型号(Model)	VM-G18M-M10M	VM-G14M-M10M	VM-G18M-M5F
重量(Weight)	4.5g	4.7g	2.9g

吸盘金具转接头 Vacuum Cup Connector			
尺寸 Dimension	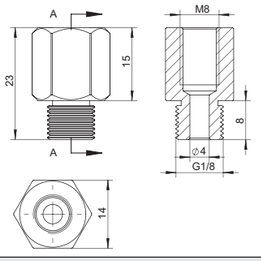	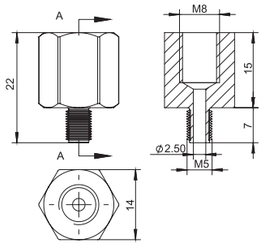	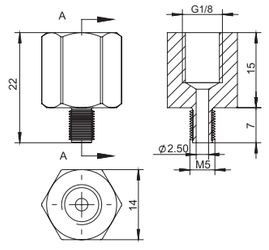
货号(PN)	7.Y00754	7.Y00473	7.Y00474
型号(Model)	VM-G18M-M8F	VM-M5M-M8F	VM-M5M-G18F
重量(Weight)	6.2g	5.6g	4.9g

吸盘金具转接头
Vacuum Cup Connector

型号表示方法
Model representation methods

VM - G18 M - M8 F

- 系列 Series
- 螺牙尺寸 Thread dimension G1/8 G1/4 M5
- 内牙 F-Female 外牙 M-Male
- 螺牙尺寸 Thread dimension M5 M8 M10
- 内牙 F-Female 外牙 M-Male

吸盘金具转接头 Vacuum Cup Connector			
尺寸 Dimension	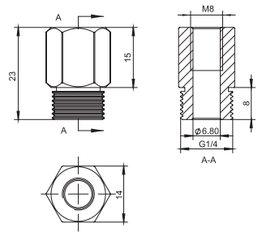		
货号(PN)	7.Y00476		
型号(Model)	VM-G14M-M8F		
重量(Weight)	6.7g		

真空吸盘悬件
Vacuum Cup Suspensions

当机械手移动时，这些悬件可用来保持吸盘的位置。
CRG 为塑料应用提供了广泛的独特设计。
它们一般通过固定支架安装在治具上。

The suspensions (or buffers, or level compensators) are used to keep the suction cups in position as the robot approaches.
CRG offers a range specifically designed for Plastics applications.
They are typically mounted on EAOTs (End Of Arm Toolings)with Mounting brackets.

型号表示方法
Model representation methods

VFE [T] [1011] - [M5]

- VFE：系列 Series
- T：无 圆柱型 Non Cylindrical type；T 螺牙型 T Thread type
- 1011：安装方式+行程 Installation+stroke
- M5：吸盘座安装孔 Vacuum Cup Fitting hole for fastening M5 G1/8


VFE


VFR


VFN


VFET


VFRT


VFNT

带平滑主体的悬件
Suspensions with smooth body

VFR
VFN
VFE

带螺纹主体的悬件
Suspensions with threaded body

VFRT
VFNT
VFET

非可旋转悬件
Non-rotative suspensions

VFN
VFNT
VFE
VFET

可旋转悬件
Rotative suspensions

VFR
VFRT

非可旋转悬件
Non-rotative Suspensions

主体和杆由阳极铝制成。
拥有高负载能力的非可旋转杆。
压力范围： -1 ~ 8 bar。.

Body and rod in anodized aluminum.
Non-rotative rod with high load capability.
Pressure range: -1 ~ 8 bar.

图纸
Drawing

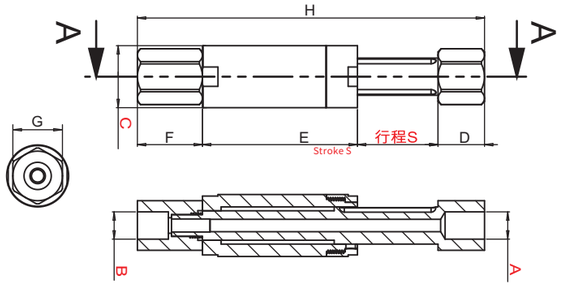

产品规格
Product specifications

货号(PN)	型号(Model)	A(mm)	B(mm)	C(mm)	D(mm)	E(mm)	F(mm)	G(mm)	H(mm)	S(mm)	Weight(g)
8.Y00064	VFN1011-M5	M5	M5	Ø10	10	22	17	8	60	11	7g
8.Y00321	VFN1021-M5	M5	M5	Ø10	10	41	17	8	89	21	11g
8.Y00065	VFN1421-G18	G1/8	G1/8	Ø14	12	40	20	12	93	21	24g
8.Y00322	VFN1436-G18	G1/8	G1/8	Ø14	12	60	20	12	128	36	44g
8.Y00066	VFN2026-G18	G1/8	G1/8	Ø20	15	50	21	16	112	26	54g
8.Y00067	VFN2051-G18	G1/8	G1/8	Ø20	15	84	21	16	171	51	80g

图纸
Drawing

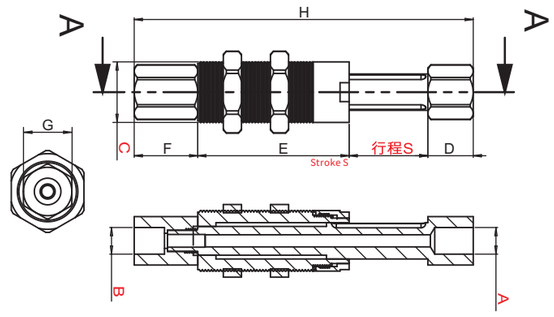

产品规格
Product specifications

货号(PN)	型号(Model)	A(mm)	B(mm)	C(mm)	D(mm)	E(mm)	F(mm)	G(mm)	H(mm)	S(mm)	Weight(g)
8.Y00068	VFNT1011-M5	M5	M5	M10*1	10	22	17	8	60	11	12g
8.Y00323	VFNT1021-M5	M5	M5	M10*1	10	41	17	8	89	21	39g
8.Y00204	VFNT1421-G18	G1/8	G1/8	M14*1	12	40	20	12	93	21	51g
8.Y00383	VFNT1621-G18	G1/8	G1/8	M16*1	12	40	20	12	93	21	64g
8.Y00324	VFNT1436-G18	G1/8	G1/8	M14*1	12	60	20	12	128	36	72g
8.Y00384	VFNT1636-G18	G1/8	G1/8	M16*1	12	60	20	12	128	36	76g
8.Y00205	VFNT2026-G18	G1/8	G1/8	M20*1	15	50	21	16	112	26	82g
8.Y00206	VFNT2051-G18	G1/8	G1/8	M20*1	15	84	21	16	171	51	120g

可旋转悬件
Rotative Suspensions

主体和杆由阳极铝制成。
拥有高负载能力的非可旋转杆。
压力范围： -1 ~ 8 bar。.

Body and rod in anodized aluminum.
Non-rotative rod with high load capability.
Pressure range: -1 ~ 8 bar.

M5为蓝色
M5 is blue

G1/8为黑色
G1/8 is black

图纸
Drawing

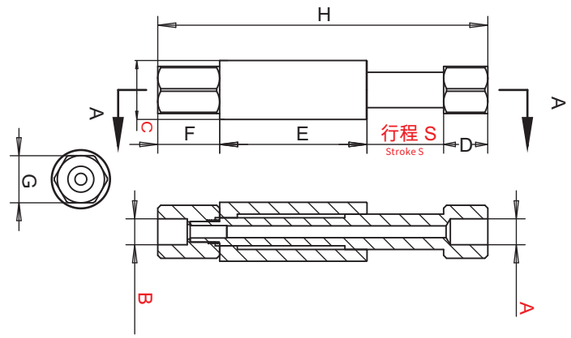

产品规格
Product specifications

货号(PN)	型号(Model)	A(mm)	B(mm)	C(mm)	D(mm)	E(mm)	F(mm)	G(mm)	H(mm)	S(mm)	Weight(g)
8.Y00060	VFR1011-M5	M5	M5	Ø10	3	22	17	8	53	11	11g
8.Y00325	VFR1021-M5	M5	M5	Ø10	3	41	17	8	82	21	17g
8.Y00061	VFR1421-G18	G1/8	G1/8	Ø14	12	40	20	12	93	21	23g
8.Y00326	VFR1436-G18	G1/8	G1/8	Ø14	12	60	20	12	128	36	40g
8.Y00062	VFR2026-G18	G1/8	G1/8	Ø20	15	50	21	16	112	26	50g
8.Y00063	VFR2051-G18	G1/8	G1/8	Ø20	15	84	21	16	171	51	77g

M5为蓝色
M5 is blue

G1/8为黑色
G1/8 is black

图纸
Drawing

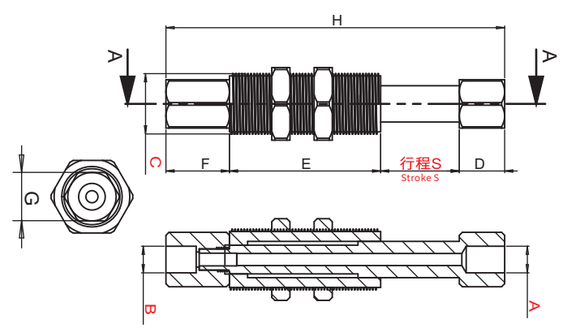

产品规格
Product specifications

货号(PN)	型号(Model)	A(mm)	B(mm)	C(mm)	D(mm)	E(mm)	F(mm)	G(mm)	H(mm)	S(mm)	Weight(g)
8.Y00074	VFRT1011-M5	M5	M5	M10*1	3	22	17	8	53	11	14g
8.Y00327	VFRT1021-M5	M5	M5	M10*1	3	41	17	8	82	21	26g
8.Y00075	VFRT1421-G18	G1/8	G1/8	M14*1	12	40	20	12	93	21	32g
8.Y00381	VFRT1621-G18	G1/8	G1/8	M16*1	12	40	20	12	93	21	36g
8.Y00328	VFRT1436-G18	G1/8	G1/8	M14*1	12	60	20	12	128	36	60g
8.Y00382	VFRT1636-G18	G1/8	G1/8	M16*1	12	60	20	12	128	36	65g
8.Y00076	VFRT2026-G18	G1/8	G1/8	M20*1	15	50	21	16	112	26	70g
8.Y00077	VFRT2051-G18	G1/8	G1/8	M20*1	15	84	21	16	171	51	104g

可调节吸盘弯臂
Adjustable Elbow Arm

在旋转后通气，可以根据客户不同需求调节不同的角度
用于应对一些特殊环境，与吸盘座和小金具配合使用

After the rotation of ventilation, according to different customer needs to adjust the different angle.
Mount this vacuum elbow between the vacuum cup and suspension of the extension tube.

实物包含气管接头
Physical Includes Air Fittings

图纸
Drawing

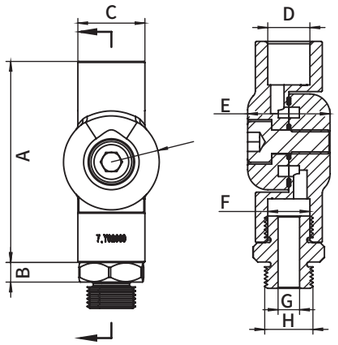

产品规格
Product specifications

货号(PN)	型号(Model)	A(mm)	B(mm)	C(mm)	D(mm)	E(mm)	F(mm)	G(mm)	H(mm)	Weight(g)
8.Y02101	VM-05F05F	33	4.10	Ø10	M5	14	M5	Ø2	G1/8	26g
8.Y02100	VM-14F14F	56	4.10	Ø15.9	G1/4	18.4	G1/4	Ø5	G1/8	49g
8.Y02099	VM-18F18F	42	4.10	Ø14	G1/8	17.2	G1/8	Ø4.5	G1/8	135g

带集成弯臂的非可旋转悬件

Non-rotative Suspensions With Integral Elbow Arms

可在 0° 和 +/-90°之间不断设置角度。
外部供气。
主体和杆由阳极铝制成。
拥有高负载能力的非可旋转杆。
压力范围： -1 ~ 8 bar。

It is possible to set continuously the angle between 0° and +/-90°.
External air feeding.
Body and rod in anodized aluminum.
Non-rotative rod with high load capability.
Pressure range: -1 ~ 8 bar.

图纸
Drawing

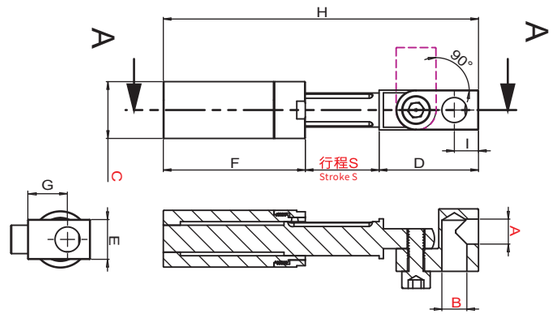

产品规格
Product specifications

货号(PN)	型号(Model)	A(mm)	B(mm)	C(mm)	D(mm)	E(mm)	F(mm)	G(mm)	H(mm)	S(mm)	Weight(g)
8.Y00070	VFE1011-M5	M5	M5	Ø10	20	8	22	8	53	11	12g
8.Y00371	VFE1021-M5	M5	M5	Ø10	20	8	41	8	81	21	16g
8.Y00071	VFE1421-G18	G1/8	G1/8	Ø14	32	14	40	14	93	21	45g
8.Y00372	VFE1436-G18	G1/8	G1/8	Ø14	32	14	60	14	128	36	48g
8.Y00072	VFE2026-G18	G1/8	G1/8	Ø20	35	14	50	14	111	26	70g
8.Y00073	VFE2051-G18	G1/8	G1/8	Ø20	35	14	84	14	169.5	51	105g

图纸
Drawing

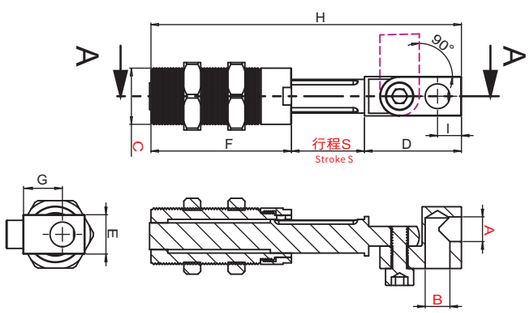

产品规格
Product specifications

货号(PN)	型号(Model)	A(mm)	B(mm)	C(mm)	D(mm)	E(mm)	F(mm)	G(mm)	H(mm)	S(mm)	Weight(g)
8.Y00069	VFET1011-M5	M5	M5	M10*1	20	8	22	8	53	11	15g
8.Y00374	VFET1021-M5	M5	M5	M10*1	20	8	41	8	81	21	24g
8.Y00228	VFET1421-G18	G1/8	G1/8	M14*1	32	14	40	14	93	21	57g
8.Y00379	VFET1621-G18	G1/8	G1/8	M16*1	32	14	40	14	93	21	64g
8.Y00375	VFET1436-G18	G1/8	G1/8	M14*1	32	14	60	14	128	36	80g
8.Y00380	VFET1636-G18	G1/8	G1/8	M16*1	32	14	60	14	128	36	85g
8.Y00229	VFET2026-G18	G1/8	G1/8	M20*1	35	14	50	14	111	26	88g
8.Y00230	VFET2051-G18	G1/8	G1/8	M20*1	35	14	84	14	169.5	51	125g

配管固定的非可旋转悬件

Non-rotating suspension for fixed piping

产品采用阳极铝制成。
内置防转塑料活塞。
内置伸缩功能弹簧复位，
尾部真空进气固定式设计。

The product is made of anodic aluminium.
Built-in anti-rotation plastic piston.
Built-in telescopic function of spring reset,
tail vacuum intake fixed design.

图纸
Drawing

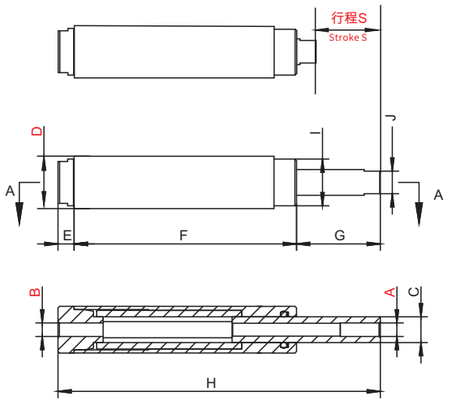

产品规格
Product specifications

货号(PN)	型号(Model)	A	B	C	D	E	F	G	H	I	J	S	Weight(g)
8.Y00313	VFC2030-G18	G1/8	G1/8	Φ13	Φ20	8	85	40	133	Φ18	12	30	60

图纸
Drawing

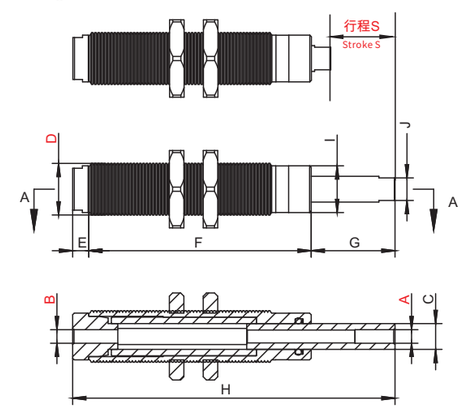

产品规格
Product specifications

货号(PN)	型号(Model)	A	B	C	D	E	F	G	H	I	J	S	Weight(g)
8.Y00277	VFCT1620-M5	M5	M5	Φ8	M16X1.0	5	69	26	100	Φ14.5	7	20	42.7
8.Y00314	VFCT2030-G18	G1/8	G1/8	Φ13	M20X1.0	8	85	40	133	Φ18	12	30	80

气动吸附金具
The Adsorption Of Pneumatic Fittings

图纸
Drawing

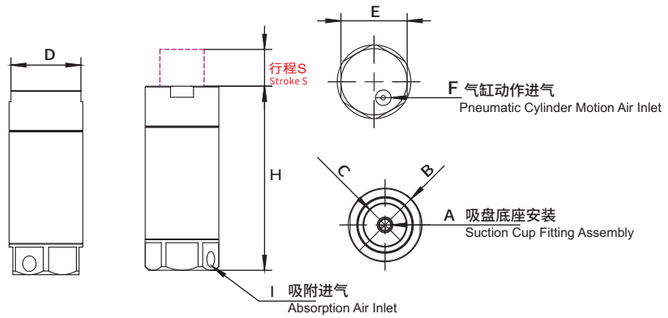

产品规格
Product specifications

货号(PN)	型号(Model)	A(mm)	B(mm)	C(mm)	D(mm)	E(mm)	F(mm)	H(mm)	I(mm)	S(mm)	重量(Weight)
8.Y00207	VFG20-10	M5	Φ20	Φ12	19	18	M5	50	M5	10	35g
8.Y00337	VFG20-20	M5	Φ20	Φ12	19	18	M5	65	M5	20	45g
8.Y00338	VFG30-20	G1/8	Φ30	Φ20	27	27	G1/8	72	G1/8	20	70g

双动吸附金具
Double action adsorption fittings

图纸
Drawing

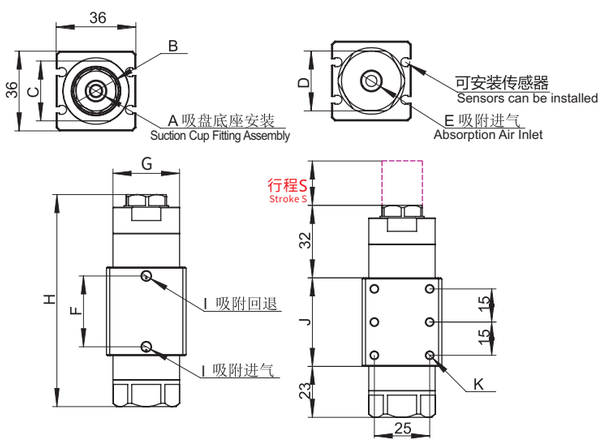

产品规格
Product specifications

货号(PN)	型号(Model)	A	B	C	D	E	F	G	H	I	J	K	S	重量(Weight)
8.Y00451	VFGD30-20	G1/8	Φ20	27	27	G1/8	32	Φ30	95	M5	40	M4	20	198.2g

吸着金具
suction Stems

型号表示方法
Model representation methods

VFS [T] - [30] [M10]

- VFS: 系列 Series
- T: 无 圆柱型 Non Cylindrical type; T 螺牙型 T Thread type
- 30: 行程 Stroke
- M10: M 螺牙尺寸 M Thread type

VFST

VFS

VFMT

VFM

图纸
Drawing

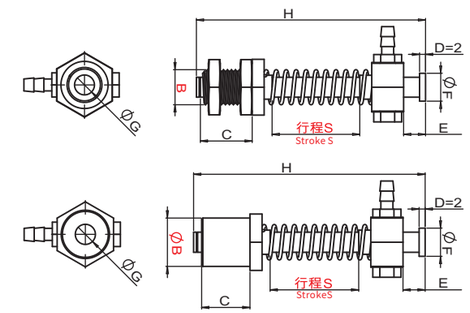

产品规格
Product specifications

货号(PN)	型号(Model)	B(mm)	C(mm)	E(mm)	F(mm)	G(mm)	H(mm)	S(mm)	Weight(g)
8.Y00283	VFST-5M10	M10*1	18	5.5	Ø7	Ø3.4	49	5	14g
8.Y00284	VFST-10M10	M10*1	18	5.5	Ø7	Ø3.4	54	10	15g
8.Y00285	VFST-20M10	M10*1	18	5.5	Ø7	Ø3.4	64	20	15g
8.Y00286	VFST-30M10	M10*1	18	5.5	Ø7	Ø3.4	74	30	16g
8.Y00287	VFS-0508	Ø8	18	5.5	Ø7	Ø3.4	49	5	9g
8.Y00288	VFS-0512	Ø12	18	5.5	Ø7	Ø3.4	49	5	13g
8.Y00289	VFS-1008	Ø8	18	5.5	Ø7	Ø3.4	54	10	9g
8.Y00007	VFS-1012	Ø12	18	5.5	Ø7	Ø3.4	54	10	14g
8.Y00290	VFS-2008	Ø8	18	5.5	Ø7	Ø3.4	64	20	10g
8.Y00008	VFS-2012	Ø12	18	5.5	Ø7	Ø3.4	64	20	14g
8.Y00291	VFS-3008	Ø8	18	5.5	Ø7	Ø3.4	74	30	11g
8.Y00292	VFS-3012	Ø12	18	5.5	Ø7	Ø3.4	74	30	15g
8.Y00293	VFMT-5M12	M12*1	18	9	Ø11	Ø4.6	52.5	5	20g
8.Y00294	VFMT-10M12	M12*1	18	9	Ø11	Ø4.6	57.5	10	21g
8.Y00295	VFMT-20M12	M12*1	18	9	Ø11	Ø4.6	67.5	20	22g
8.Y00296	VFMT-30M12	M12*1	18	9	Ø11	Ø4.6	77.5	30	24g
8.Y00297	VFM-0512	Ø12	18	9	Ø11	Ø4.6	52.5	5	15g
8.Y00298	VFM-0520	Ø20	18	9	Ø11	Ø4.6	52.5	5	29g
8.Y00299	VFM-1012	Ø12	18	9	Ø11	Ø4.6	57.5	10	16g
8.Y00300	VFM-1020	Ø20	18	9	Ø11	Ø4.6	57.5	10	29g
8.Y00301	VFM-2012	Ø12	18	9	Ø11	Ø4.6	67.5	20	18g
8.Y00302	VFM-2020	Ø20	18	9	Ø11	Ø4.6	67.5	20	31g
8.Y00303	VFM-3012	Ø12	18	9	Ø11	Ø4.6	77.5	30	19g
8.Y00304	VFM-3020	Ø20	18	9	Ø11	Ø4.6	77.5	30	32g

吸着金具
suction Stems

型号表示方法
Model representation methods

VFRS - 20 M10 - M5

系列
Series

行程 Stroke

安装尺寸
Installation size
M10 M17

吸盘座安装孔
Vacuum Cup Fitting hole for fastening
M5 G1/8

图纸
Drawing

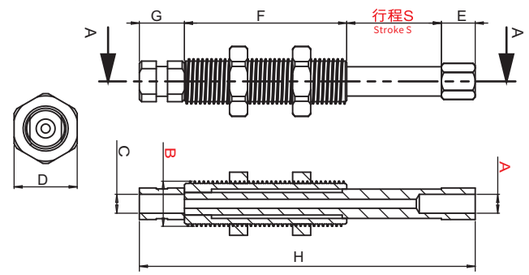

产品规格
Product specifications

货号(PN)	型号(Model)	A(mm)	B(mm)	C(mm)	D(mm)	E(mm)	F(mm)	G(mm)	H(mm)	S(mm)	Weight(g)
4.Y00026	VFRS-20M10-M5	M5	M10*1	M5	14	7	36	10	73.5	20	27g
4.Y00023	VFRS-20M16-G18	G1/8	M16*1	G1/8	21	4	36	15	77	20	76g

图纸
Drawing

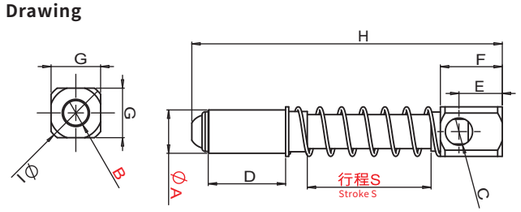

产品规格
Product specifications

货号(PN)	型号(Model)	A(mm)	B(mm)	C(mm)	D(mm)	E(mm)	F(mm)	G(mm)	H(mm)	I(mm)	S(mm)	Weight(g)
1.Y01452	VFM-4014-G18	Ø14	G1/8	G1/8	25	14	20	16	100	Ø20	40	48g
1.Y01451	VFM-2020-G14	Ø20	G1/4	G1/8	48	15	26	22	113	Ø27	20	136g

图纸
Drawing

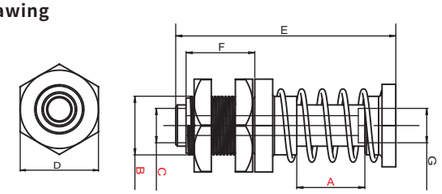

产品规格
Product specifications

货号(PN)	型号(Model)	A(mm)	B(mm)	C(mm)	D(mm)	E(mm)	F(mm)	G(mm)	Weight(g)
1.Y01453	VFL-20M17-G18	20	M17*1	G1/8	27	64	20	G1/8	119g

吸着金具
suction Stems

图纸
Drawing

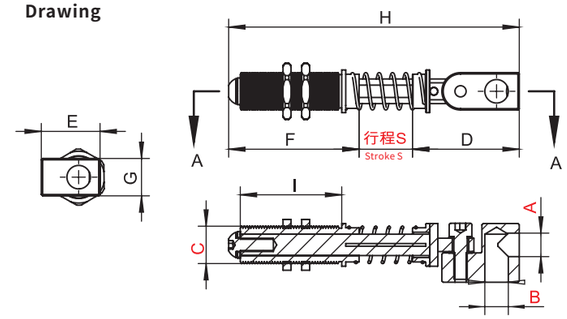

产品规格
Product specifications

货号(PN)	型号(Model)	A(mm)	B(mm)	C(mm)	D(mm)	E(mm)	F(mm)	G(mm)	H(mm)	I(mm)	S(mm)	Weight(g)
8.Y00319	VFMT-20M14-G18	G1/8	G1/8	M14X1.0	40	22	49	14	109	38	20	97g
8.Y00320	VFMT-40M14-G18	G1/8	G1/8	M14X1.0	40	22	64	14	144	50	40	123g

图纸
Drawing

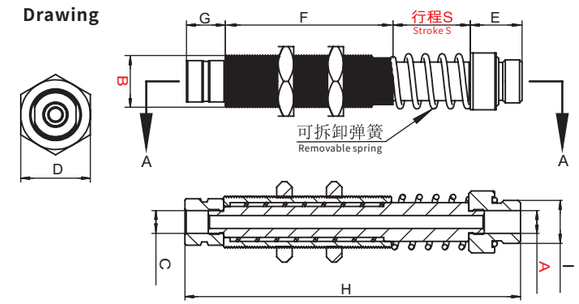

产品规格
Product specifications

货号(PN)	型号(Model)	A(mm)	B(mm)	C(mm)	D(mm)	E(mm)	F(mm)	G(mm)	H(mm)	I(mm)	S(mm)	Weight(g)
8.Y00409	VFHT-30M20-G38F-G18M	G1/8	M20*1	G1/8	27	20	65	15	130	G3/8	30	260g

*安装单弹簧时，所能承受的压力为7N-18N。安装双弹簧时，所能承受的压力为60N-150N
*When installing a single spring, the pressure it can bear is 7N-18N. When installing the double spring, the pressure that can bear is 60N-150N.

图纸
Drawing

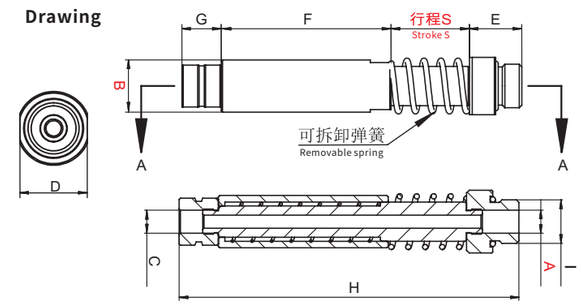

产品规格
Product specifications

货号(PN)	型号(Model)	A(mm)	B(mm)	C(mm)	D(mm)	E(mm)	F(mm)	G(mm)	H(mm)	I(mm)	S(mm)	Weight(g)
8.Y00410	VFH-30M20-G38F-G18M	G1/8	Ø20	G1/8	22	20	65	15	130	G3/8	30	235g

*安装单弹簧时，所能承受的压力为7N-18N。安装双弹簧时，所能承受的压力为60N-150N
*When installing a single spring, the pressure it can bear is 7N-18N. When installing the double spring, the pressure that can bear is 60N-150N.

电磁阀 VUVG-LK
Solenoid Valve VUVG-LK

单个管式阀 VUVG-LK,24VDC, 内先导,接线盒H2 带0.5米电缆

Single pipe valve VUVG-LK,24VDC, Inner leader H2 Junction box with0.5m cable

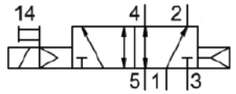

M52，两位五通，
单电控，气复位
M52 Two-position five-way
single electronic control air reset

附件
密封垫（一包10个）
accessory
seal a pack of ten

图纸
Drawing

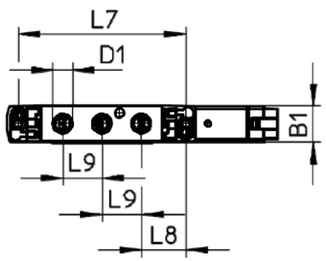

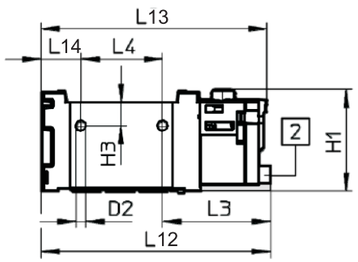

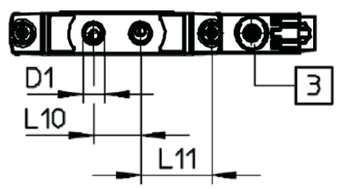

2 水平电接口 3 手控按钮
2 horizontal electrical inferface 3 manual buttorn

产品规格
Product specifications

货号(PN)	型号(Model)	B1	D2	H1	H3	L3	L4	L7	L8	L9	L10	L11	L12	L13	L14	流量参数 (l/min)
1.Y06040	VUVG-LK14-M52-AT-G18-1H2L-S	14.4	3.3	34.8	3.2	40.1	37	66.5	18.4	14.9	17	24.8	95.6	94.4	17.7	660

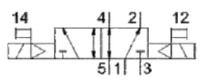

B52，两位五通，双电控
B52 Two-position double
electronic contral

附件
密封垫（一包10个）
accessory
seal a pack of ten

图纸
Drawing

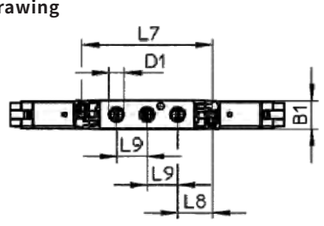

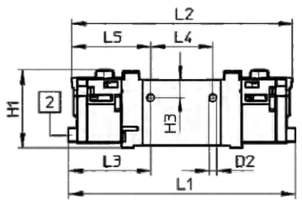

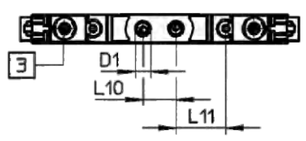

2 水平电接口 3 手控按钮
2 horizontal electrical inferface 3 manual buttorn

产品规格
Product specifications

货号(PN)	型号(Model)	B1	D2	H1	H3	L1	L2	L3	L4	L5	L7	L8	L9	L10	L11	流量参数 (l/min)
1.Y06288	VUVG-LK14-B52-T-G18-1H2L-W1-S	14.4	3.3	34.8	3.2	118.9	116.4	40.1	37	39.7	66.5	18.4	14.9	17	24.8	660

电磁阀底座
Solenoid valve base

图纸
Drawing

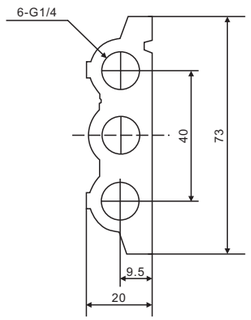

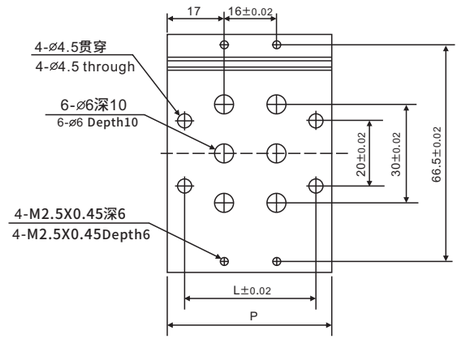

产品规格
Product specifications

货号(PN)	1.Y06289	1.Y06290	1.Y06291	1.Y06292	1.Y06293	1.Y06294	1.Y06042	1.Y07453	1.Y06295
型号(Model)	VUVG1/8-LK-2F	VUVG1/8-LK-3F	VUVG1/8-LK-4F	VUVG1/8-LK-5F	VUVG1/8-LK-6F	VUVG1/8-LK-7F	VUVG1/8-LK-8F	VUVG1/8-LK-9F	VUVG1/8-LK-10F
连数(Row)	2	3	4	5	6	7	8	9	10
L	40	56	72	88	104	120	136	152	168
P	50	66	82	98	114	130	146	162	178

货号(PN)	1.Y09872	1.Y09873	1.Y09874	1.Y09875	1.Y09876	1.Y09877	1.Y09878	1.Y09879	1.Y09880	1.Y09881
型号(Model)	VUVG1/8-LK-11F	VUVG1/8-LK-12F	VUVG1/8-LK-13F	VUVG1/8-LK-14F	VUVG1/8-LK-15F	VUVG1/8-LK-16F	VUVG1/8-LK-17F	VUVG1/8-LK-18F	VUVG1/8-LK-19F	VUVG1/8-LK-20F
连数(Row)	11	12	13	14	15	16	17	18	19	20
L	184	200	216	232	248	264	280	296	312	328
P	194	210	226	242	258	274	290	306	322	338

案例
Case

Compact 10CE 集成式真空发生器

Compact 20CE Integrated Vacuum Generator

数据表所指明的数值可进行测试：

- 室温 (20 C [68 F] ± 3 C [5.5 F])。
- 标准大气压 (101.3 [29.9 inHg] ± 1.0 Kpa [0.3 inHg])。
- 相对湿度：35-85%, 无冷凝。
- 压缩空气质量，DIN ISO 8573-1 class 4 标准。

Values specified in the data sheet are tested at:

- Room temperature (20 C [68 F] ± 3 C [5.5 F])
- Standard atmosphere (101.3 [29.9 inHg] ± 1.0 kPa [0.3 inHg])
- Relative humidity: 35-85%, non condensation
- Compressed air quality DIN ISO 8573-1 class 4 standard

气路图

Gas circuit diagram

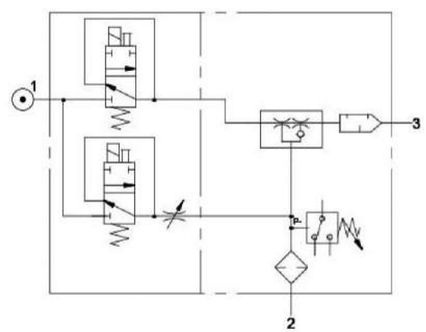

*连接线线材长为两米 The wire's length is 2 meters

货号(PN)	型号(Model)	类型(Type)
1.Y13064	COMPACT10E PNP	PNP
1.Y13279	COMPACT10E NPN	NPN

技术参数

Technical data

说明 Description	单位 Unit	值 Value
推荐进气压力 Recommended feed pressure	Mpa	0.5
最大进气压力 Feed pressure, max.	Mpa	0.7
温度范围 Temperature range	°C	0-50
重量* Weight*	g	74
材料 Material	-	PA, AL, CuZn, PE, NBR, PC, SS, TPV, FKM,Steel, Glass epoxy
1-8 个真空通道条件下的噪音等级范围 Noise level range of 1-8 vacuum channels	dB	46-60
连接，压缩空气 Connection, compressed air	-	ø6 推入式连接器 ø6 push-in connector
连接，真空 Connection, vacuum	-	ø6 推入式连接器 ø6 push-in connector

) 注意！重量不包括运输中包含的电缆。) Note! The weight does not include the cables that are included in the shipping.

Compact 10CE 集成式真空发生器

Compact 20CE Integrated Vacuum Generator

图纸

Drawing

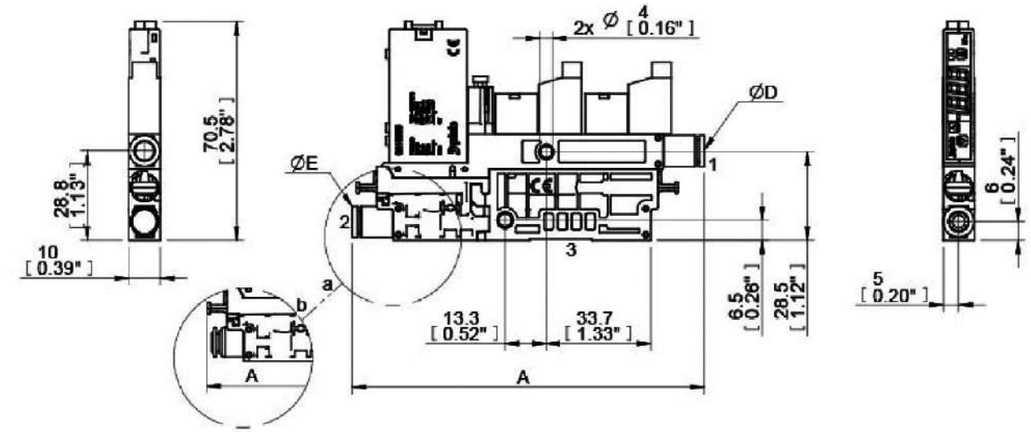

说明 Description	单位 Unit	值 Value
A	mm	113.6
ΦD	mm	Φ6
ΦE	mm	Φ6

配置 Configuration	值 Value
a	ø6 推入式连接器 ø6 push-in connector

真空流量

Vacuum flow

供气压力真空泵/喷嘴 Feed pressure vacuum pump/nozzle	每个泵/喷嘴的空气消耗量 Air consumption per pump /nozzle	不同真空度 (-kPa) 下的真空流量 (Nl/s) Vacuum flow (Nl/s) under different vacuum degrees (-kPa)								最大真空度 Max vacuum
Mpa	Nl/s	0	10	20	30	40	50	60	70	-kpa
0.50/0.40	0.23	0.26	0.24	0.19	0.14	0.088	0.063	0.045	0.023	84

抽真空时间

Vacuum time

供气压力真空泵/喷嘴 Feed pressure vacuum pump/nozzle	每个泵/喷嘴的空气消耗量 Air consumption per pump /nozzle	达到不同真空度 (-kPa) 的抽气时间 Pumping time to different vacuum (- kPa)								最大真空度 Max vacuum
Mpa	Nl/s	10	20	30	40	50	60	70	80	-kpa
0.50/0.40	0.23	0.40	0.87	1.49	2.38	3.71	5.57	8.52	15.44	84

Compact 10CE 集成式真空发生器

Compact 20CE Integrated Vacuum Generator

阀门模块

Valve module

说明 Description	单位 Unit	值 Value
阀门功能 Valve function	-	NC 真空常闭 + NC 吹气常闭 NC vacuum normally closed +NC blowing normally closed
电源电压 Supply voltage	VDC	24 (21.6 – 26.4)
功率 Power	W	3.5
响应时间 Response time	ms	≤3
电气连接 Electrical connection	-	Supplied cable, Red (+) Black (-)

真空传感器

Vacuum sensor

说明 Description	单位 Unit	值 Value
电源电压 Supply voltage	VDC	12-24 ±10%，波动 P-P 10% 或更低 12-24 ±10%, Fluctuation P-P 10% or less
电流消耗(无负载) Current consumption (with no load)	mA	≤40
切换输出 Switch output	-	NPN
响应时间 Response time	ms	≤2,5
模拟输出 Analog output	VDC	1-5 ±2.5% F.S.
电气连接 Electrical connection	-	JST PAP-05V

订购信息

Ordering information

说明 Description	产品代码 Product code
COMPACT10E, 超高真空流量 (micro), 显示屏，模拟和数字输出，NPN, ø6 推入式连接器, 1 通道, Φ6推入式连接器, 集成式消音器, NC 真空常闭 + NC 吹气常闭 COMPACT10E, ultra high vacuum flow (micro), display screen, analog and digital output, NPN, ø6 push in connector, 1 channel, ø6 push in connector, integrated muffler, NC vacuum normally closed + NC blowing normally closed	C10E.T.BB.6.1.6.EJ.CC

VLCLASSIC XI x 2 真空发生器

VLCLASSIC XI x 2 Vacuum Generator

货号(PN)	型号(Model)
1.Y13065	VLCLASSIC XI x 2

高效节能发生器技术。
真空发生管可在高达 95 -kPa 的真空度下提供高流量。
适用于需高真空度的无渗透应用。
大容量范围，可提供 1 至 6 个真空发生管如有需要，VLCLASSIC 可以由较小的容量很轻松的升级为更大容量。
轻巧、可配置的和模块化设计。
易于拆卸维护。

High efficiency and energy saving generator technology.
The vacuum generating tube can provide high flow rate under the vacuum degree up to 95 - kPa.
Suitable for non permeable applications requiring high vacuum.
Large capacity range, 1 to 6 vacuum tubes can be provided. If necessary, vlclassic can be easily upgraded from smaller capacity to larger capacity.
Lightweight, configurable and modular design.
Easy to disassemble and maintain.

概述/Summary

物料 Materiel	CuZn, NBR (FKM), PA, SS, Al
噪音 Noise level	64-69 dBA
温度范围 Temperature	-10-80 °C
重量 Weight	550 g
消音器重量 Muffler weight	120 g

性能/Performance

最大进气压力 Feed pressure, max.	0.7 MPa
最佳进气压力 Feed pressure, optimum	0.45 MPa
最大真空度 Max vacuum	95 -kPa

气动参数/Aerodynamic parameters

内部容积 Internal volume	140 cm^3

真空流量/Vacuum flow (Nl/s)

进气压力 Feed pressure	耗气量 Gas consumption	真空流量 (Nl/s) @真空度 (-kPa) Vacuum flow(Nl/s) @ vacuum (- kPa)										最大真空度 Max vacuum
Mpa	Nl/s	0	10	20	30	40	50	60	70	80	90	-kPa
0.45	3.66	11.8	6	4	2.6	1.46	1.16	0.86	0.64	0.36	0.06	95

排气时间/Exhaust time (s/l)

进气压力 Feed pressure	耗气量 Gas consumption	排气时间 (s/l) 真空度 (-kPa) Exhaust time (s / L) Vacuum (- kPa)									最大真空度 Max vacuum
Mpa	Nl/s	10	20	30	40	50	60	70	80	90	-kPa
0.45	3.66	0.011	0.031	0.06	0.11	0.19	0.29	0.42	0.6	1.1	95

数据表所指明的数值可进行测试：

The values indicated in the data sheet can be tested:

室温 Room temperature	(20 C [68 F] ± 3 C [5.5 F])
标准大气压 Standard atmosphere	(101.3 [29.9 inHg] ± 1.0 kPa [0.3 inHg])
相对湿度 Relative humidity	0-100%
压缩空气质量 Compressed air quality	DIN ISO 8573-1 class 4

Compact 20CE 真空发生器
Compact 20CE Vacuum Generator

真空发生器 Vacuum Generator

- 配置Piab 多级真空发生器
  Configure Piab multistage vacuum generator

阀 valve

- 真空阀和吹气阀
  Integrated electric vacuum and blow-off valve
- 吹气流量调节阀
  Blowing flow control valve

快插接头 Quick connector

- 可配置8mm或者10mm的快插接头。
  8mm or 10mm quick connector can be configured.

真空传感器 Vacuum sensor

- 可选配具有用户友好型界面的真空传感器，或者选配预留真空检测端口。
  Vacuum sensor with user-friendly interface or reserved vacuum detection port is optional.

模块式设计 Modular design

- 多级真空发生器可拆卸清洗和更换，故障排除更加简单。
  The multistage vacuum generator can be disassembled, cleaned and replaced, and the troubleshooting is simpler.

*连接线线材长为两米 The wire's length is 2 meters

货号(PN)	型号(Model)	类型(Type)
1.Y13062	COMPACT 20CE PNP	PNP
1.Y13063	COMPACT 20CE NPN	NPN

Compact20CE 技术参数
Compact 20CE technical parameter

真空技术 Vacuum technology	多级真空发生器 Multistage vacuum generator
工作气源压力 (Mpa) Working air pressure	0.38~0.6
最大真空流量 (NL/s) Maximum Vacuum flow	2.4
最高真空度 (-Kpa) Maximum Vacuum level	84
耗气量 (NL/s) Air comsuption	1.5~2.2
工作温度 (°C) Working temperature	-5~50
尺寸 (mm) Size	94x78x30
噪音 (dBA) Noise level	57-68
真空口尺寸 Vacuum port size	G3/8"
净重 (g) Net Weight	370
真空传感器 Vacuum Sensor	PNP/NPN
电磁阀 Solenoid Valve	NC/NO
消耗功率 Power consumption	24V±10% VDC,2W

Compact 20CE 真空发生器
Compact 20CE Vacuum Generator

Compact 20CE 真空发生器和传感器尺寸图
Dimensional drawing of Compact 20CE Vacuum Generator and Sensor

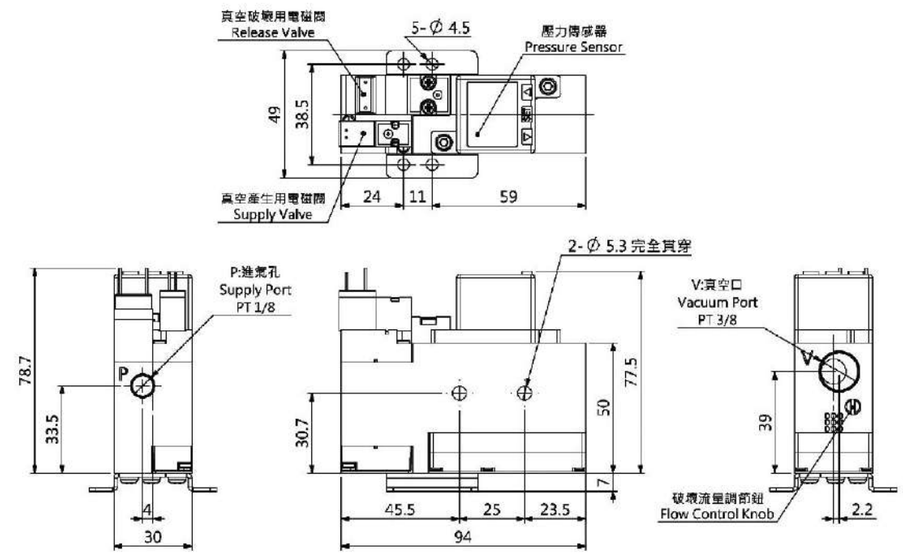

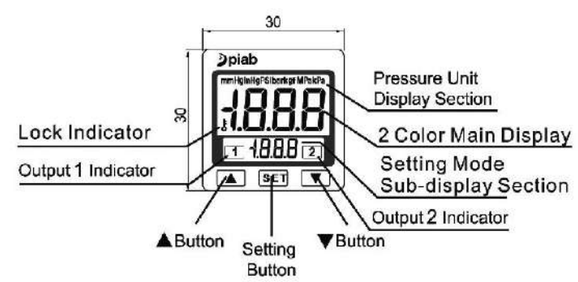

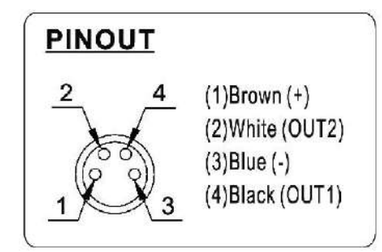

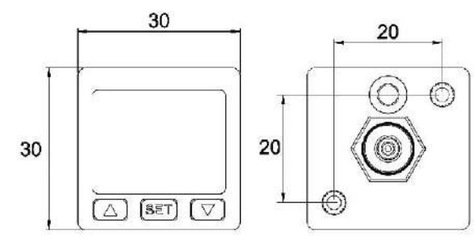

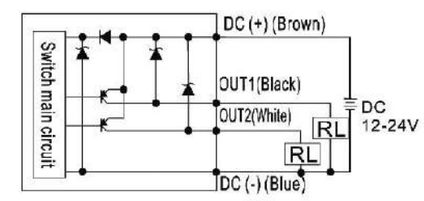

PiINLINE® vacuum generator MINI Si 真空发生器

PiINLINE® vacuum generator MINI Si Vacuum Generator

- 获得专利的COAX®盒式磁带技术。
- 与能耗相关的高真空流量。
- 低重量内联设计，带有用于真空和压缩空气的推入式配件。
- 直接在软管上快速方便地安装。
- 用于额外真空流的Si滤筒。
- 用于在低进料压力下实现高性能的Pi滤。
- 需要高流量和深真空时的Xi滤筒。
- Patented COAX® cartridge technology.
- High vacuum flow capacity in relation to energy consumption.
- Low weight inline design with push-in fittings for vacuum and compressed air.
- Quick and easy installation directly on the hose.
- Si cartridge for extra vacuum flow.
- Pi cartridge for high performance at low feed pressures.
- Xi cartridge when high flow and deep vacuum is needed.

图纸

Drawing

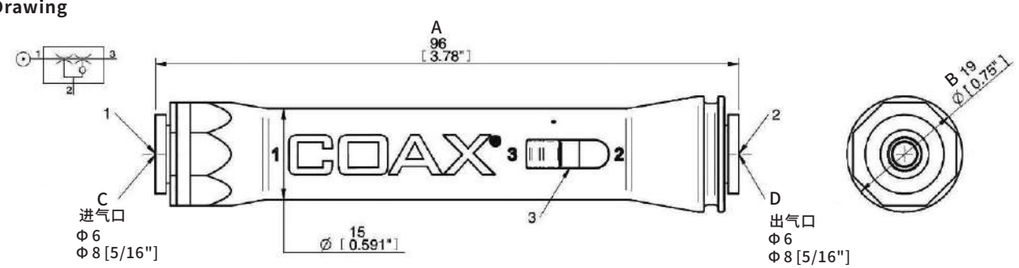

产品规格

Product specifications

型号 (Model)	piINLINE® vacuum generator MINI Si, 6-6 mm	piINLINE® vacuum generator MINI Si, 8-8 mm
货号 (PN)	1.Y13066	1.Y13067
直径 Diameter	19 mm (B)	19 mm (B)
进气口直径 Air inlet diameter	6 mm (C)	8 mm (C)
出气口直径 Air outlet diameter	6 mm (D)	8 mm (D)
长度 Length	96 mm (A)	96 mm (A)

概述

Summary

产品编号（备选） Product number (optional)	E12842188
物料 Materiel	CuZn, PA, SS, 丁腈橡胶
重量 Weight	21.8 g

性能

Performance

耗气量 Gas consumption	25.7 l/m (.9 scfm) Nl/s
最大进气压力 Feed pressure, max.	0.7 MPa

PiINLINE® vacuum generator MINI Si 真空发生器
PiINLINE® vacuum generator MINI Si Vacuum Generator

真空流量

Vacuum flow(Nl/s)

进气压力 Feed pressure	耗气量 Gas consumption	真空流量 (Nl/s) @真空度 (-kPa) Vacuum flow(Nl/s) @ vacuum (- kPa)								最大真空度 Max vacuum
Mpa	Nl/s	0	10	20	30	40	50	60	70	-kPa
0.6	0.44	0.69	0.55	0.42	0.28	0.23	0.16	0.12	0.08	75

排气时间

Exhaust time (s/l)

进气压力 Feed pressure	耗气量 Gas consumption	排气时间 (s/l) 真空度 (-kPa) Exhaust time (s / L) Vacuum (- kPa)							最大真空度 Max vacuum
Mpa	Nl/s	10	20	30	40	50	60	70	-kPa
0.6	0.44	0.16	0.37	0.66	1.1	1.4	2.1	3.1	75

数据表所指明的数值可进行测试：

The values indicated in the data sheet can be tested:

室温 Room temperature	(20 C [68 F] ± 3 C [5.5 F])
标准大气压 Standard atmosphere	(101.3 [29.9 inHg] ± 1.0 kPa [0.3 inHg])
相对湿度 Relative humidity	0-100%
压缩空气质量 Compressed air quality	DIN ISO 8573-1 class 4

真空模组　SCPSb系列
Vacuum Module SCPSb Series

体型轻巧的集成式真空发生器采用高效eco nozzle技术，适用于空间局限下的工况。
The compact and lightweight integrated vacuum generator adopts high-efficiency eco nozzle technology, which is suitable for working conditions under limited space.

亮点Highlights

高效eco nozzle技术
体积小巧，材质为极其耐用的塑料
最佳流体结构，以高效产生真空
快插式接口
可供DIN标导轨连接的连接口
开放式消音器

Efficient eco nozzle technology
Small size, made of extremely durable plastic
Optimal fluid structure for efficient vacuum generation
Quick-plug interface
Connecting port for DIN standard rail connection
Open silencer

优势Advantage

压缩空气消耗量极少，抽吸速率更高
装置小巧耐用；可直接安装在搬运系统上
动作周期极短，频率高
无需额外螺丝
安装简单；也可直接安装于配电箱上
噪声低，维护时间间隔长，维护频率低

The compressed air consumption is very small, and the suction rate is higher
The device is small and durable; it can be directly installed on the handling system
The action cycle is extremely short, the frequency is high
No extra screws required
Simple installation; can also be installed directly on the distribution box
Low noise, long maintenance interval, low maintenance frequency

*连接线线材长为五米　The wire's length is 5 meters

气路图
Gas circuit diagram

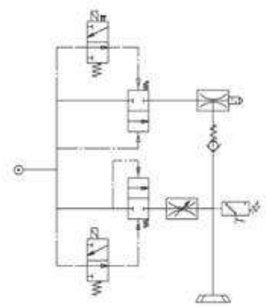

结构
Structure

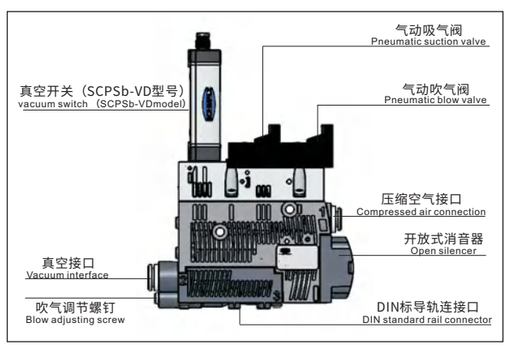

集成式真空发生器SCPSb-VD采用系统化设计
The integrated vacuum generator SCPSb-VD adopts a systematic design.



通过集成式真空发生器SCPSb可中央式供给真空
Vacuum can be supplied centrally through the integrated vacuum generator SCPSb.

真空模组　SCPSb系列
Vacuum Module SCPSb Series

图纸
Drawing

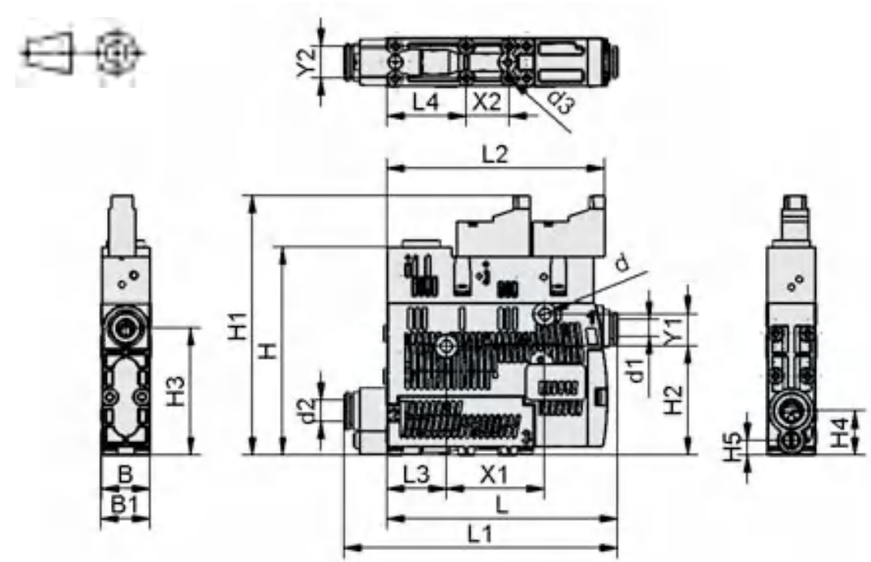

产品规格
Product specifications

货号 (PN)	型号 (Model)	B	B1	d	d1	d2	d3	H	H1	H2	H3	H4	H5	L	L1	L2	L3	L4	X1	X2	Y1	Y2
1.Y13276	SCPSb-07-S04-NC-VD	18	18.6	4.4	6	6	2.6	77.5	147	40.8	47.5	16.5	5.5	86.2	102.5	81.4	22	29.5	36.9	16	12	12
1.Y13277	SCPSb-10-S04-NC-VD	18	18.6	4.4	6	6	2.6	77.5	147	40.8	47.5	16.5	5.5	86.2	102.5	81.4	22	29.5	36.9	16	12	12
1.Y13278	SCPSb-15-S04-NC-VD	18	18.6	4.4	6	8	2.6	77.5	147	40.8	47.5	16.5	5.5	86.2	102.5	81.4	22	29.5	36.9	16	12	12

技术参数
Technical Parameter

货号 (PN)	型号 (Model)	喷嘴-Ø Nozzle [mm]	真空度 Vacuum [%]	最大抽吸速率 Maximum suction rate [l/min]	耗气量(1) Air consumption [l/min]		噪音等级(1) Noise level [dB(A)]		工作压力 Work pressure [bar]	推荐真空管内径 Recommended vacuum tube inner diameter[mm]		工作温度 Work temperature [°C]
					吸气 Inhale	吹气 Blow	空载状态 No-load state	吸取状态 Absorption state		压缩空气管 Compressed air pipe	真空管 Vacuum tube	
1.Y13276	SCPSb-07-S04-NC-VD	0.7	85	16	22	116	61	58	2...6	4	4	0...50
1.Y13277	SCPSb-10-S04-NC-VD	1.0	85	34	46	116	73	60	2...6	4	4	0...50
1.Y13278	SCPSb-15-S04-NC-VD	1.5	85	64	59	116	76	65	2...6	4	6	0...50

*所有流量参数均指的是环境大气压(ANR)为101.3kPa，温度和湿度分别为20°C和65%条件下的参数。
*All flow parameters refer to the parameters under the conditions of ambient atmospheric pressure (ANR) of 101.3kPa, temperature and humidity of 20°C and 65% respectively
*压缩空气质量：达到ISO 8573-1，3-3-3级，过滤等级(40 μm)含油或不含油。
*Compressed air quality: up to ISO 8573-1, level 3-3-3, filter grade (40 μm) with or without oil.
(1)工作压力4bar以下。
(1) Working pressure below 4 bar.

I/O 模组 信号盒
I/O Module Signal Boxes

结构说明
Structure description



货号（PN）	8.Y00087
型号（Model）	ASC-8A-B

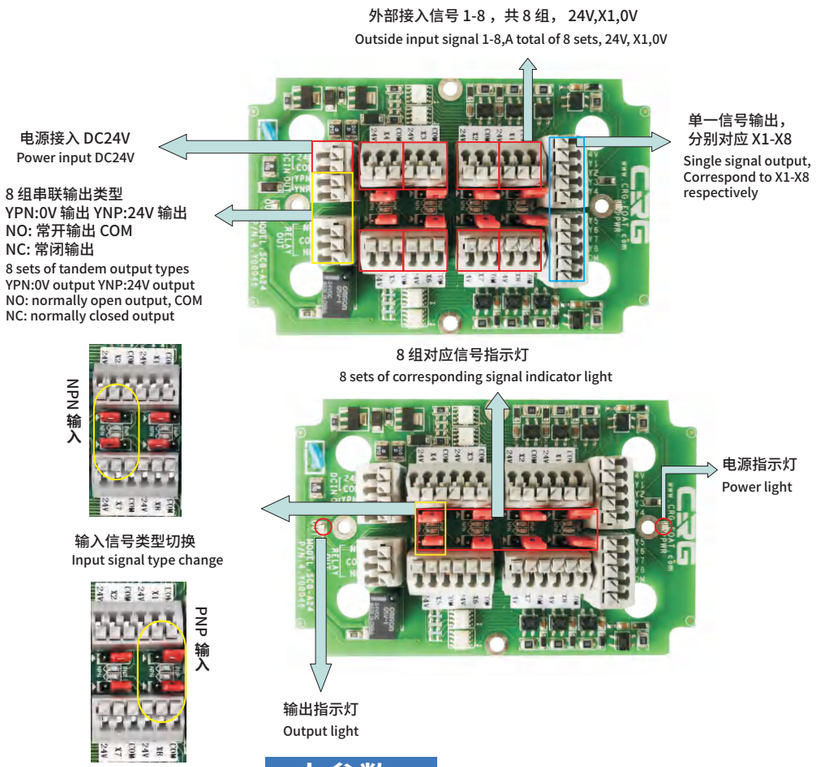

操作说明
Operation description

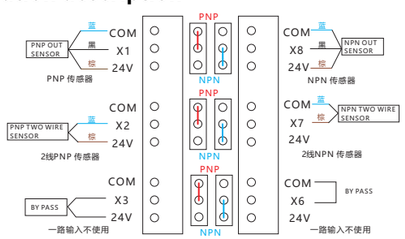

电参数
Electrical parameters

	最小 minimum	推荐 Recommend	最大 Maximum	单位 Unit
电源电压 supply voltage	20	24	28	V
输入端有效电流值 Value of effective current at input	5	7	10	mA
晶体管输出最大负载 Transistor Output Maximum Load			100	mA
继电器输出端负载能力（阻性负载时） Relay Output Load Capability (Resistive Load)			0.5A@125VAC 1A@24VDC	
最大开关频率 Maximum switching frequency		TBD		Hz

功能说明
Function description

1. 解决多个传感器串成一路后电源功率不够的问题，取消继电器转换，占地空间的问题。最多可使用 8 组，不足 8 组需要短接。
2. 输出类型的可变更，目前为 NPN,PNP,NC,NO 四种输出形式。
3. 也可以单独抓取信号，抓取的信号类型为感应器的实际类型。
4. 可观察每个感应器的感应状态，以及输出的状态。
5. 感应器与输出类型不符时，可利用跳针将类型转化，减去更换感应器的工作。

1. To solve the problem that the power supply of multiple sensors is not connected as one line, the problem of space occupation is cancelled. The maximum 8 groups can be used, and less than 8 groups need to be shorted.
2. Output types can be changed at present for NPN, PNP, NC, NO, and four output forms.
3. You can also crawl the signal individually, and grab the signal type for the actual type of sensor.
4. Observe the induction state of each inductor and the status of the output.
5. Types of sensors and output is not available, skipping type conversion, minus the replacement work of the sensor.

分线盒
Junction box

外壳材质 : 尼龙 , 黑色
锁紧螺母 : 黄铜镀镍
针托 :TPU 材质 , 黑色
触点 : 黄铜镀金
防护等级 :IP67
负载 :10~30VDC,6A 总电流强度 ,2A 分口电流强度 ,LED 10mA
使用环境温度 :-30...+80°C
单通道 PNP NPN

Housing material:Nylon/Black
Coupling nut:Brass/Nicket
Contact carrier:TPU/Black
Pin:Brass/Gold
IP degree:IP67
Load:10~30VDC,2 A/port, 6 A total,LED 10mA
Temperature range:-30...+80°C
Single channel PNP or NPN

型号表示方法
Model representation methods

AJB 4 M8 - 3 P - M12

- AJB：标准分线盒 Standard Junction box
- 4：端口数量 Port number
- M8：分口连接类型 Port link type
- 3：针脚数 Number of pins
- P：P PNP / N NPN
- M12：出线方式 Connection Type
  - D2 直出2m电缆 D2 Cable connection 2m
  - M12 垂直式 M12 M12 vertical connection
  - M16 垂直式 M16 M16 vertical connection

货号（PN）	型号（Model）	类型（Type）	重量（Weight）
4.Y00487	AJB4M8-	PNP	110g
4.Y00488	AJB4M8-3N-M12	NPN	110g
4.Y00491	AJB8M8-3P-M16	PNP	120g
4.Y00492	AJB8M8-3N-M16	NPN	120g
4.Y00495	AJB8M8-3P-D2	PNP	300g
4.Y00496	AJB8M8-3N-D2	NPN	300g

运用实例 / Application example

1. 单通道 PNP NPN
2. 四路输入同时有效 , 输出一组信号，实现 " 与电路 " 输出功能（选配）
1. Single channel PNP or NPN
2. The four way input is effective at the same time, and outputs a set of signals to realize the output function of "and circuit".

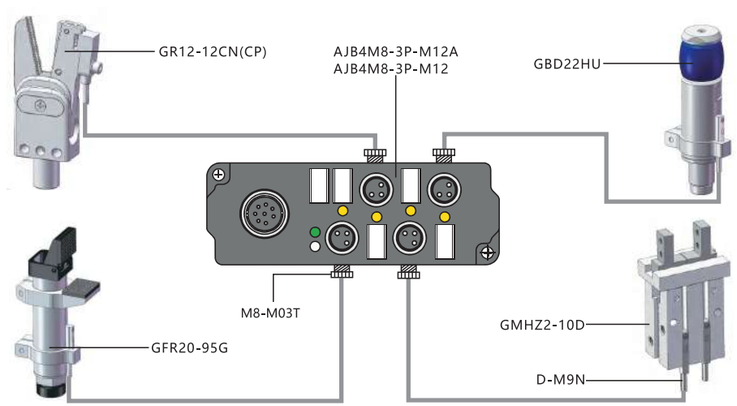

M8 四分口分线盒
M8 4 ports Junction box

外壳材质 : 尼龙 , 黑色
锁紧螺母 : 黄铜镀镍
针托 :TPU 材质 , 黑色
触点 : 黄铜镀金
防护等级 :IP67
负载 :10~30VDC,6A 总电流强度 ,2A 分口电流强度 ,LED 10mA
使用环境温度 :-30...+80°C

Housing material:Nylon/Black
Coupling nut:Brass/Nicket
Contact carrier:TPU/Black
Pin:Brass/Gold
IP degree:IP67
Load:10~30VDC,2 A/port, 6 A total,LED 10mA
Temperature range:-30...+80°C

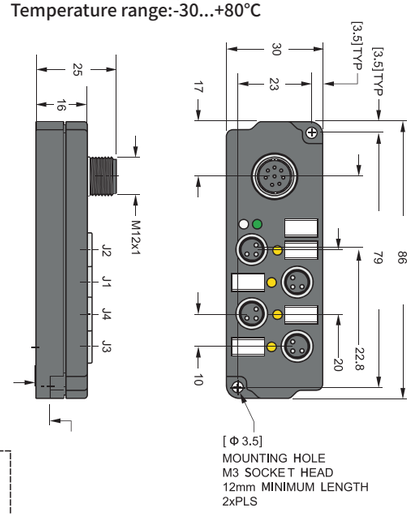

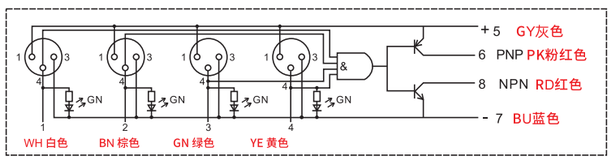

AJB4M8-3P-M12

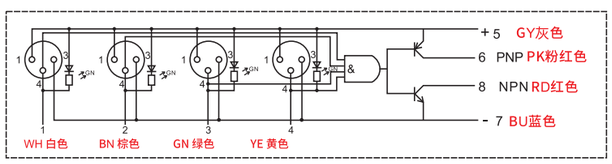

AJB4M8-3N-M12

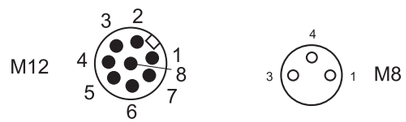

接头 /Joint

8针M12现场可接线连接器
8 pins M12 Field wirable connector

货号（PN）	1.Y07461
型号（Model）	ELK8112-0/9

3针M8现场可接线连接器
3 pins M8 Field wirable connector

货号（PN）	1.Y06722
型号（Model）	M8-M03T

单通道 PNP NPN
每分口 1 路信号
带 LED 显示灯
垂直式 M12 连接器

Single channel PNP or NPN
1 signal per port
LED
M12 vertical connector

3针M8现场可接线连接器
3 pins M8 Field wirable connector

货号（PN）	1.Y13391
型号（Model）	M8-M03L

8针M12预铸电缆
8 pins M12 pre-moulding Cable

货号（PN）	1.Y07462
型号（Model）	ELK8-2M/P00

* 线材长为 2 米 The wire length is 2 meters

针脚排列图/Pinout

孔座/Female

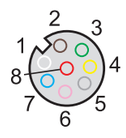

1.WH 白色 5.GY 灰色
2.BN 棕色 6.PK 粉红色
3.GN 绿色 7.BU 蓝色
4.YE 黄色 8.RD 红色

货号（PN）	货号（PN）	类型（Type）	重量（Weight）
4.Y00487	AJB4M8-3P-M12	PNP	110g
4.Y00488	AJB4M8-3N-M12	NPN	110g

M8 八分口分线盒
M8 8 ports Junction box

外壳材质 : 尼龙 , 黑色
锁紧螺母 : 黄铜镀镍
针托 :TPU 材质 , 黑色
触点 : 黄铜镀金
防护等级 :IP67
负载 :10~30VDC,6A 总电流强度 ,2A 分口电流强度 ,LED 10mA
使用环境温度 :-30...+80°C

Housing material:Nylon/Black
Coupling nut:Brass/Nicket
Contact carrier:TPU/Black
Pin:Brass/Gold
IP degree:IP67
Load:10~30VDC,2 A/port, 6 A total,LED 10mA
Temperature range:-30...+80°C

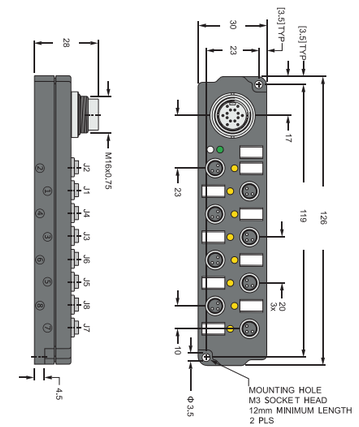

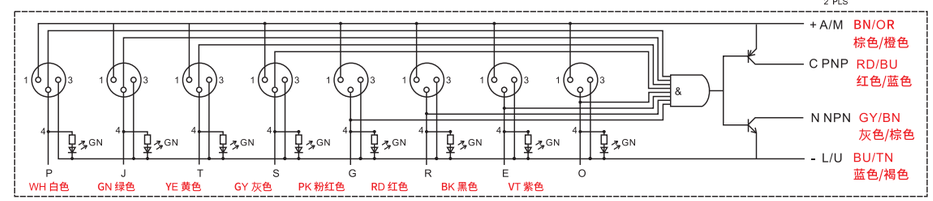

AJB8M8-3P-M16

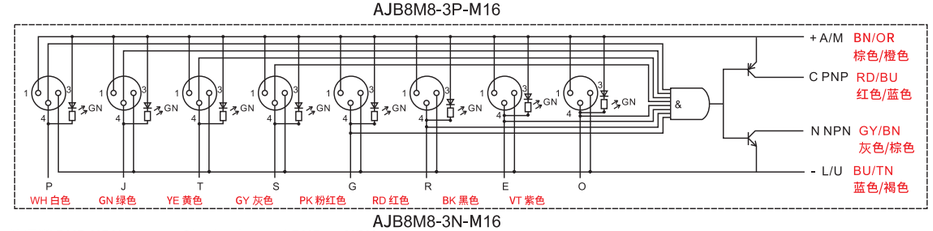

AJB8M8-3N-M16

单通道 PNP NPN
每分口 1 路信号
带 LED 显示灯
垂直式 M16 连接器

Single channel PNP or NPN
1 signal per port
LED
M16 vertical connector

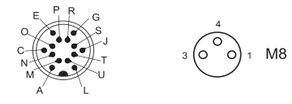

接头 /Joint

14针M16预铸电缆
14 pins M16 pre-moulding Cable

货号（PN）	1.Y07463
型号（Model）	DNLK14-14-2M/P00

3针M8现场可接线连接器
3 pins M8 Field wirable connector

货号（PN）	1.Y06722
型号（Model）	M8-M03T

3针M8现场可接线连接器
3 pins M8 Field wirable connector

货号（PN）	1.Y13391
型号（Model）	M8-M03L

针脚排列图/Pinout

孔座/Female

A.BN 棕色
C.RD/BU 红色/蓝色
E.BK 黑色
G.PK 粉红色
J. GN 绿色
L. BU 蓝色
M.OR 橙色
N.GY/BN 灰色/棕色
O.VT 紫色
P.WH 白色
R.RD 红色
S.GY 灰色
T.YE 黄色
U.TN 褐色

货号（PN）	型号（Model）	类型（Type）	重量（Weight）
4.Y00491	AJB8M8-3P-M16	PNP	120g
4.Y00492	AJB8M8-3N-M16	NPN	120g

M8 八分口分线盒

M8 8 ports Junction box

外壳材质 : 尼龙 , 黑色
锁紧螺母 : 黄铜镀镍
针托 :TPU 材质 , 黑色
触点 : 黄铜镀金
防护等级 :IP67
负载 :10~30VDC,6A 总电流强度 ,2A 分口电流强度 ,LED 10mA
使用环境温度 :-30...+80°C

Housing material:Nylon/Black
Coupling nut:Brass/Nicket
Contact carrier:TPU/Black
Pin:Brass/Gold
IP degree:IP67
Load:10~30VDC,2 A/port, 6 A total,LED 10mA
Temperature range:-30...+80°C

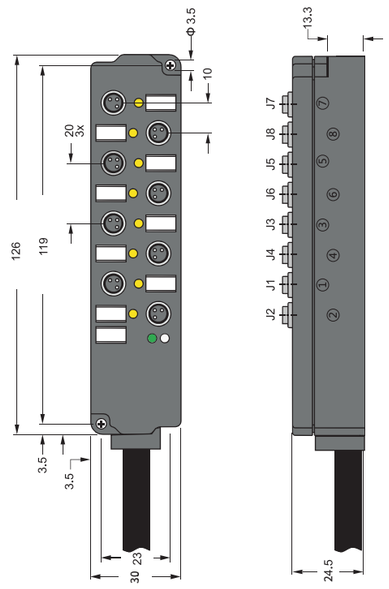

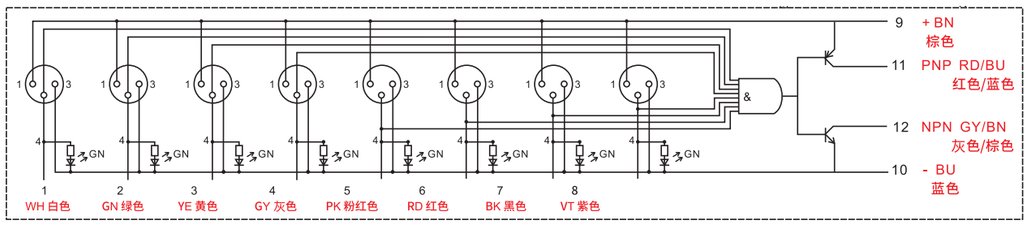

AJB8M8-3P-D2

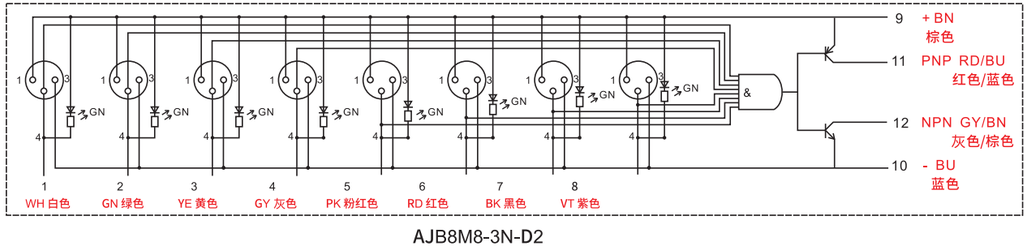

AJB8M8-3N-D2

M8 八分口分线盒

M8 8 ports Junction box

单通道 PNP NPN
每分口 1 路信号
带 LED 显示灯
2m 黑色 10 芯 PVC 线

Single channel PNP or NPN
1 signal per port
LED
M16 vertical connector

信号线截面示意图
Singal Wire Cross-sectional Sketch Map

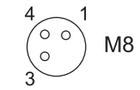

接头 /Joint

3 针 M8 现场可接线连接器
3 pins M8 Field wirable connector

货号（PN）	1.Y06722
型号（Model）	M8-M03T

3 针 M8 现场可接线连接器
3 pins M8 Field wirable connector

货号（PN）	1.Y13391
型号（Model）	M8-M03L

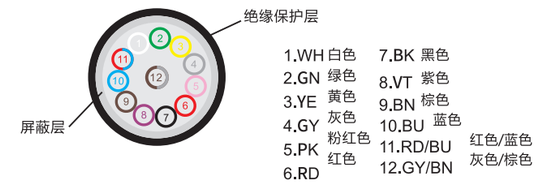

货号（PN）	型号（Model）	类型（Type）	重量（Weight）
4.Y00495	AJB8M8-3P-D2	PNP	300g
4.Y00496	AJB8M8-3N-D2	NPN	300g

* 标准长度为 2 米 , 可订制长度
* The standard length is 2 meters, which can be customized.

微型减压阀 ARJ210 系列
Miniature Regulator ARJ210 series

本体材质为铝，轻量 (60g)
IN 侧配管连接用 1/8(外螺纹)
M5(内螺纹)2 种类型 .
The body is made of aluminum, lightweight (60g)
IN side pipe connections are made with 1/8 (external thread)
M5 (internal thread) 2 types

图纸
Drawing

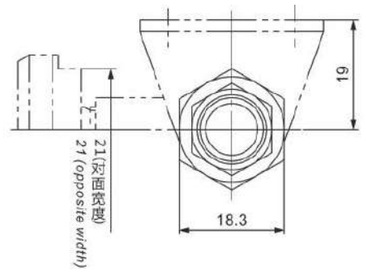

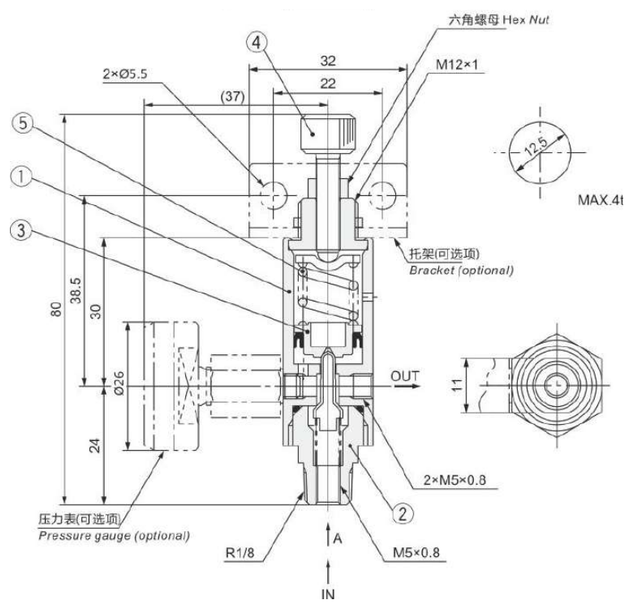

产品规格
Product specification

货号（PN）		1.Y05877
型号（Model）		ARJ210-M5
接管口径 Pipe Siz	IN 侧	1/8 (F- 外螺纹) 及 M5×0.8(M- 内螺纹)
	OUT 侧	M5×0.8(F- 内螺纹 2 处)
使用流体 Fluid		空气 Air
保证耐压力 Proof pressure		1.2MPa
最高使用压力 MaximumOperating pressure		0.8MPa
设定压力范围 Set pressure range		0.2~0.7MPa
		0.2MPa: 0.05~0.2MPa
压力表连接口径 Pressure gauge connecting caliber		M5×0.8(M- 内螺纹)
环境温度及使用流体温度 Environment and fluid temperature		-5~60℃
重量 (kg) Weight		0.06

钢棒切割器
Tube Cutter

用于切割铜管、铝管、不锈钢管
选用高品质合金工具钢刀片，便于更换内有可收缩去毛刺刀片，
使用简单、携带方便 , 重量 (248g)
Used for cutting copper, aluminum and stainless steel tubes.
High quality alloy tool steel blades, easy to replace with shrinkable deburring blades inside.
Simple to use, easy to carry, weight (248g)

货号（PN）	1.Y02592

金属接头
Connector

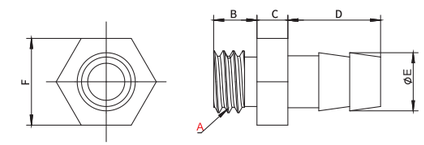

货号（PN）	型号（Model）	A	B	C	D	E	F	重量 (Weight)
1.Y03145	APB -M3- Ø 4	M3	4	2	5.5	3.5	4.5	0.6g
1.Y05008	APB -M5- Ø 4	M5	5	2	6.5	3.5	7	1.4g
1.Y01986	APB -M5- Ø 6	M5	4.5	2.5	7	4.8	7	1.7g

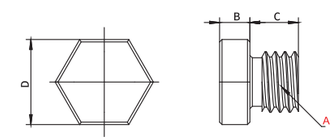

货号（PN）	型号（Model）	A	B	C	D	重量 (Weight)
1.Y06794	APF-M3	M3	2	3	4.9	0.5g
1.Y02510	APF-M5	M5	2.5	4.5	7	1.4g

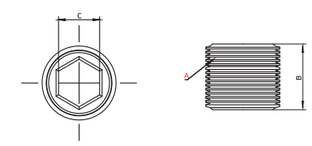

货号（PN）	型号（Model）	A	B	C	重量 (Weight)
1.Y00462	APF-G18	G1/8	8	5	0.5g
1.Y00463	APF-G14	1/4	9	6	1.4g

金属接头
Connector

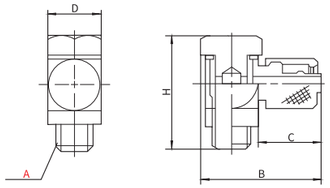

货号 (PN)	型号 (Model)	A	B	C	D	H	重量 (Weight)
1.Y13282	APBL-M3- ∅ 4	M3	9.5	4.5	5	9.5	0.8g
1.Y13283	APBL-M5- ∅ 4	M5	15.5	8.5	7	15	4.5g
1.Y13284	APBL-M5- ∅ 6	M5	17.5	9.5	8	16	6.6g
1.Y13285	APBL-M18- ∅ 6	G1/8	20	9	10	21.5	13g

接头
Connector

KQ2 系列 KQ2 series
直通接头 :KQ2H(密封垫密封)
Straight connector :KQ2H(gasket seal)

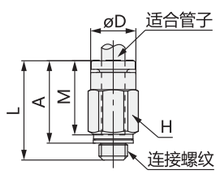

适合管子外径 mm	货号（PN）	型号 (Model)	连接螺纹 M	H (六角对边)		L	A	M	有效截面积（mm） 尼龙	有效截面积（mm） 聚氨酯	最小孔径	重量 (Weight)
∅ 2	1.Y13101	KQ2H02-M3G	M3x0.5	7	5.5	15.6	13	11.9	-	0.9	1.2	1.5g
	1.Y13102	KQ2H02-M5A	M5x0.8	7	5.5	13.8	10.8	11.9	-	0.9	1.4	2g
∅ 3.2	1.Y13103	KQ2H23-M3G	M3x0.5	7	6.7	17	14.4	13.3	0.9	0.9	1.2	2.4g
	1.Y13104	KQ2H23-M5A	M5x0.8	7	6.7	17.3	14.3	13.3	3	2.5	2.5	2.7g
∅ 4	1.Y13105	KQ2H04-M3G	M3x0.5	8	7.7	17.1	14.5	13.3	0.9	0.9	1.2	2.9g
	1.Y04451	KQ2H04-M5A	M5x0.8	8	7.7	17.7	14.7	13.3	4	4	2.5	3.3g
	1.Y13106	KQ2H04-M6A	M6x1.0	8	7.7	18.7	14.7	13.3	4	4	3	3.6g
∅ 6	1.Y04452	KQ2H06-M5A	M5x0.8	10	9.7	17.7	14.7	13.3	4	4	2.5	4.1g
	1.Y13107	KQ2H06-M6A	M6x1.0	10	9.7	18.8	14.8	13.3	4	4	3	4.4g

接头
Connector

KQ2 系列 KQ2 series
直通接头 :KQ2H(密封剂)
Straight connector :KQ2H(sealant)

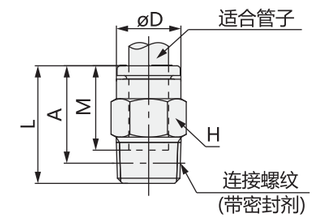

适合管子外径 mm	货号（PN）	型号 (Model)	连接螺纹 R	H (六角对边)		L	A※	M	有效截面积 mm 尼龙	有效截面积 mm 聚氨酯	最小孔径	重量 (Weight)
∅ 3.2	1.Y13108	KQ2H23-01AS	1/8	10	6.7	14	10.9	13.3	3.4	2.9	2.5	6g
	1.Y13109	KQ2H23-02AS	1/4	14	6.7	16.7	12	13.3	3.4	2.9	2.5	15.3g
∅ 4	1.Y03599	KQ2H04-01AS	1/8	10	7.7	14.3	11.2	13.3	5.6	4	3	5.6g
	1.Y05147	KQ2H04-02AS	1/4	14	7.7	16.7	12	13.3	5.6	4	3	14.6g
∅ 6	1.Y13110	KQ2H06-01AS	1/8	10	9.7	18.4	15.3	13.3	13.1	10.4	4.5	5.8g
	1.Y07090	KQ2H06-02AS	1/4	14	9.7	16.7	12	13.3	13.1	10.4	4.5	12.5g
	1.Y05164	KQ2H06-03AS	3/8	17	9.7	18.1	13	13.3	13.1	10.4	4.5	24.5g
∅ 8	1.Y07162	KQ2H08-01AS	1/8	14	12.2	22.5	19.4	14.2	26.1	18	6	11.9g
	1.Y05101	KQ2H08-02AS	1/4	14	12.2	22	17.3	14.2	26.1	18	6	13.9g
	1.Y02228	KQ2H08-03AS	3/8	17	12.2	18.1	13	14.2	26.1	18	6	21g
∅ 10	1.Y13111	KQ2H10-01AS	1/8	17	14.6	23.8	20.7	15.6	26.1	26.1	6	16.9g
	1.Y07142	KQ2H10-02AS	1/4	17	14.6	27.3	22.6	15.6	41.5	29.5	7.5	22.1g
	1.Y07632	KQ2H10-03AS	3/8	17	14.6	23.5	18.4	15.6	41.5	29.5	7.5	22.5g
	1.Y13112	KQ2H10-04AS	1/2	22	14.6	22.3	15.9	15.6	41.5	29.5	7.5	44.7g
∅ 12	1.Y13113	KQ2H12-02AS	1/4	19	17	28.7	24	17	58.3	46.1	9	24.3g
	1.Y13114	KQ2H12-03AS	3/8	19	17	25.9	20.8	17	58.3	46.1	9	25.2g
	1.Y13115	KQ2H12-04AS	1/2	22	17	22.3	15.9	17	58.3	46.1	9	37.7g
∅ 16	1.Y13116	KQ2H16-02AS	1/4	24	21.8	32.5	27.8	20.6	58.3	46.1	9	37.4g
	1.Y13117	KQ2H16-03AS	3/8	24	21.8	33.1	28	20.6	81	67	11	42.4g
	1.Y13118	KQ2H16-04AS	1/2	24	21.8	32.1	25.7	20.6	113	67	13	44.6g

※ R 螺纹拧入后的参考尺寸
※ R reference dimension of R thread after screwing in

接头
Connector

KQ2 系列　KQ2 series

直通接管 :KQ2H
Straight joint :KQ2H

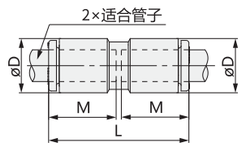

适合管子外径 mm	货号（PN）	型号 (Model)	øD*	L	M	有效截面积（mm）		最小孔径	重量 (Weight)
						尼龙	聚氨酯		
∅ 2	1.Y13119	KQ2H02-00A	5.8	24.8	11.9	-	0.9	1.4	0.8g
	1.Y13120	KQ2H23-00A	7.1	27.6	13.3	3.4	2.9	2.5	1.4g
∅ 4	1.Y13121	KQ2H04-00A	8.2	27.6	13.3	5.6	4	3	1.6g
∅ 6	1.Y13122	KQ2H06-00A	10.4	27.6	13.3	13.1	10.4	4.5	2.1g
∅ 8	1.Y13123	KQ2H08-00A	13.2	29.4	14.2	26.1	18	6	3.7g
	1.Y13124	KQ2H10-00A	15.9	32.2	15.6	41.5	29.5	7.5	5.5g
	1.Y13125	KQ2H12-00A	18.5	35	17	58.3	46.1	9	8.2g
	1.Y13126	KQ2H16-00A	23.8	42.2	20.6	113	67	13	15.2g

* øD 是最大直径。
* øD are maximum diameters.

KQ2 系列　KQ2 series

异型直通接管 :KQ2H
Special type through connection: KQ2H

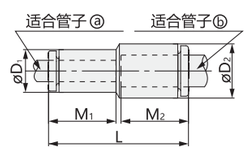

适合管子外径 mm		货号（PN）	型号 (Model)	øD*	øD*	L	M	M	有效截面积（mm）		最小孔径	重量 (Weight)
ⓐ	ⓑ								尼龙	聚氨酯		
∅ 2	∅ 3.2	1.Y13127	KQ2H02-23A	5.8	7.1	26.2	11.9	13.3	-	0.9	1.4	1.1g
∅ 2	∅ 4	1.Y13128	KQ2H02-04A	5.8	8.2	26.2	11.9	13.3	-	0.9	1.4	1.2g
∅ 3.2	∅ 4	1.Y13129	KQ2H23-04A	7.1	8.2	27.6	13.3	13.3	3.4	2.9	2.5	1.5g
∅ 3.2	∅ 6	1.Y13130	KQ2H23-06A	7.1	10.4	27.6	13.3	13.3	3.4	2.9	2.5	1.8g
∅ 4	∅ 6	1.Y13131	KQ2H04-06A	8.2	10.4	27.6	13.3	13.3	5.6	5.6	3	2g
∅ 6	∅ 8	1.Y13132	KQ2H06-08A	10.4	13.2	28.5	13.3	14.2	13.1	10.4	4.5	2.9g
∅ 8	∅ 10	1.Y13133	KQ2H08-10A	13.2	15.9	30.8	14.2	15.6	26.1	18	6	4.9g
∅ 10	∅ 12	1.Y13134	KQ2H10-12A	15.9	18.5	33.6	15.6	17	41.5	29.5	7.5	7.2g
∅ 12	∅ 16	1.Y13135	KQ2H12-16A	18.5	23.8	38.6	17	20.6	58.3	46.1	9	12.4g

* $øD_1$ 、 $øD_2$ 是最大直径。
* $øD_1$、 $øD_2$ are maximum diameters.

接头
Connector

KQ2 系列　KQ2 series

弯头: KQ2L(密封垫密封)
Elbow : KQ2L(gasket

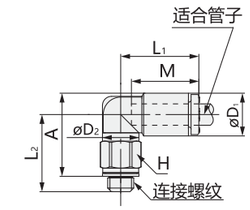

适合管子外径 mm	货号（PN）	型号 (Model)	连接螺纹 M	H (六角对边)			L	L	A	M	有效截面积（mm）		最小孔径	重量 (Weight)
											尼龙	聚氨酯		
∅ 2	1.Y13136	KQ2L02-M3G	M3x0.5	5.5	5.8	5.5	12.6	12.5	12.8	11.9	-	0.8	1.2	1.6g
	1.Y13137	KQ2L02-M5A	M5x0.8	7	5.8	5.5	12.6	13	12.9	11.9	-	0.8	1.4	2.7g
	1.Y13138	KQ2L23-M3G	M3x0.5	7	7.1	7	15.3	13.8	14.8	13.3	13.3	0.8	1.2	2.7g
	1.Y13139	KQ2L23-M5A	M5x0.8	7	7.1	7	15.3	14.3	14.9	13.3	13.3	2.2	2.5	3.1g
∅ 4	1.Y13140	KQ2L04-M3G	M3x0.5	7	8.2	7	15.4	14.3	15.8	13.3	13.3	0.8	1.2	2.7g
	1.Y02599	KQ2L04-M5A	M5x0.8	7	8.2	7	15.4	14.8	15.9	13.3	13.3	3.5	2.5	3.1g
	1.Y13141	KQ2L04-M6A	M6x1.0	8	8.2	7	15.4	15.8	15.9	13.3	13.3	3.5	2.5	4.2g
∅ 6	1.Y02345	KQ2L06-M5A	M5x0.8	7	10.4	7	14.5	16.5	18.7	13.3	13.3	3.5	2.5	3.2g
	1.Y13142	KQ2L06-M6A	M6x1.0	8	10.4	7	14.5	17.5	18.7	13.3	13.3	3.5	2.5	4.3g

* $øD_1$ 是最大直径。
* $øD_1$ are maximum diameters.

KQ2 系列　KQ2 series

弯头：KQ2L(密封剂)
Elbow:KQ2L(sealant)

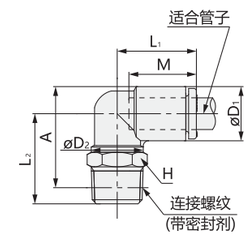

适合管子外径 mm	货号（PN）	型号 (Model)	连接螺纹 R	H (六角对边)	$øD^*_1$	∅ D_2	L_1	L_2	A※	M	有效截面积（mm）		最小孔径	重量 (Weight)
											尼龙	聚氨酯		
	1.Y13143	KQ2L23-01AS	1/8	10	7.1	10	14.5	16.7	17.2	13.3	3	2.5	2.5	4.6g
	1.Y13144	KQ2L23-02AS	1/4	14	7.1	10	14.5	21.2	20.1	13.3	3	2.5	2.5	14.1g
∅ 4	1.Y05151	KQ2L04-01AS	1/8	10	8.2	10	14.8	16.2	17.2	13.3	4.2	4.2	3	4.8g
	1.Y05751	KQ2L04-02AS	1/4	14	8.2	10	14.8	21.7	21.1	13.3	4.2	4.2	3	14.3g
∅ 6	1.Y02343	KQ2L06-01AS	1/8	10	10.4	10	15.5	17.3	19.4	13.3	11.4	9	4.5	5.2g
	1.Y11935	KQ2L06-02AS	1/4	14	10.4	10	15.5	22.8	23.3	13.3	11.4	9	4.5	14.7g
	1.Y10180	KQ2L06-03AS	3/8	17	10.4	10	15.5	24.1	24.2	13.3	11.4	9	4.5	26.5g
∅ 8	1.Y07560	KQ2L08-01AS	1/8	10	13.2	10	16.4	18.7	22.2	14.2	11.4	11.4	4.5	6.1g
	1.Y04922	KQ2L08-02AS	1/4	14	13.2	12	17.2	25.4	27.3	14.2	21.6	14.9	6	17.7g
	1.Y05070	KQ2L08-03AS	3/8	17	13.2	12	17.2	25.5	27.0	14.2	21.6	14.9	6	24.7g
∅ 10	1.Y13145	KQ2L10-01AS	1/8	12	15.9	12	18.6	23.6	28.4	15.6	21.6	14.9	6	11.1g
	1.Y06994	KQ2L10-02AS	1/4	17	15.9	17	19.3	28.7	31.9	15.6	35.2	25	7.5	21.7g
	1.Y08074	KQ2L10-03AS	3/8	17	15.9	17	19.3	29.6	32.4	15.6	35.2	25	7.5	22.2g
	1.Y13146	KQ2L10-04AS	1/2	22	15.9	17	19.3	33.6	35.1	15.6	35.2	25	7.5	44.6g
∅ 12	1.Y13147	KQ2L12-02AS	1/4	17	18.5	17	21.5	30.0	34.5	17	50.2	39.7	9	23.5g
	1.Y13148	KQ2L12-03AS	3/8	17	18.5	17	21.5	30.9	35.0	17	50.2	39.7	9	24.1g
	1.Y13149	KQ2L12-04AS	1/2	22	18.5	17	21.5	34.9	37.7	17	50.2	39.7	9	46.5g
∅ 16	1.Y13150	KQ2L16-02AS	1/4	17	23.8	17	25.1	32.6	39.8	20.6	50.2	50.2	9	27.8g
	1.Y13151	KQ2L16-03AS	3/8	22	23.8	21	27.1	35.4	42.2	20.6	71	58.9	11	40.8g
	1.Y13152	KQ2L16-04AS	1/2	22	23.8	21	27.1	34.1	39.6	20.6	100	58.9	13	44.5g

※ R 螺纹拧入后的参考尺寸
※ R reference dimension of R thread after screwing in
* $øD_1$ 是最大直径。
* $øD_1$ are maximum diameters.

接 头
Connector

KQ2 系列　KQ2 series
万向弯头 :KQ2V(密封垫密封)
Universal elbow :KQ2V(gasket

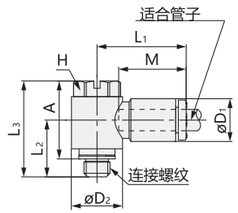

适合管子外径 mm	货号（PN）	型号 (Model)	连接螺纹 M	H (六角对边)	øD*1	∅ D2	L1	L2	L3	A	M	有效截面积（mm）		最小孔径	重量 (Weight)
												尼龙	聚氨酯		
∅ 4	1.Y13153	KQ2V04-M5A	M5x0.8	8	8.2	9.8	17.5	10.9	18.4	14.9	13.3	2.9	2.9	2.5	5.4g
∅ 6	1.Y13154	KQ2V06-M5A	M5x0.8	8	10.4	9.8	18.3	10.9	18.4	14.9	13.3	3.8	3.8	2.5	5.7g

* øD1 是最大直径。
* øD1 are maximum diameters.

KQ2 系列　KQ2 series
万向弯头 :KQ2V(密封剂)
Universal elbow :KQ2V(sealant)

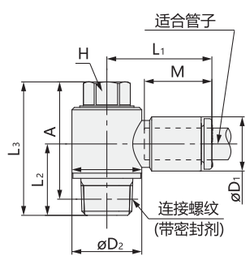

适合管子外径 mm	货号（PN）	型号 (Model)	连接螺纹 R	H (六角对边)	øD*1	∅ D2	L1	L2	L3	A※	M	有效截面积（mm）		最小孔径	重量 (Weight)
												尼龙	聚氨酯		
∅ 4	1.Y13155	KQ2V04-01AS	1/8	8	8.2	13.4	19.3	13.7	25.6	22.5	13.3	2.9	2.9	3	13.2g
∅ 6	1.Y13156	KQ2V06-01AS	1/8	8	10.4	13.4	20.5	13.7	25.6	22.5	13.3	7.5	5.9	4.5	13.5g
	1.Y13158	KQ2V06-02AS	1/4	10	10.4	15.3	19.9	17.9	30.5	25.8	13.3	7.5	5.9	4.5	24.9g
∅ 8	1.Y13159	KQ2V08-01AS	1/8	12	13.2	17.6	23.5	15.1	27.6	24.5	14.2	16	11.2	6	22.6g
	1.Y13157	KQ2V08-02AS	1/4	12	13.2	17.6	23.5	18.5	31	26.3	14.2	16	11.2	6	29.1g
	1.Y13160	KQ2V08-03AS	3/8	14	13.2	20.6	23.1	19.5	35.3	30.2	14.2	16	11.2	6	44.4g
∅ 10	1.Y13161	KQ2V10-02AS	1/4	14	15.9	20.6	25.9	19.9	34.9	30.2	15.6	27	20.3	7.5	38.1g
	1.Y13162	KQ2V10-03AS	3/8	14	15.9	20.6	25.9	20.3	35.3	30.2	15.6	27	20.3	7.5	45.7g
∅ 12	1.Y13163	KQ2V12-03AS	3/8	17	18.5	25.2	28.5	21.4	37.6	32.5	17	39	30.8	9	59.6g
	1.Y13164	KQ2V12-04AS	1/2	17	18.5	25.2	28.5	24.6	40.8	34.4	17	39	30.8	9	78.2g
∅ 16	1.Y13165	KQ2V16-03AS	3/8	21	23.8	32.3	34.2	25.1	45.4	40.3	20.6	55	46	11	99.5g
	1.Y13166	KQ2V16-04AS	1/2	21	23.8	32.3	34.2	28.3	48.6	42.2	20.6	78	46	13	107.9g

※ R 螺纹拧入后的参考尺寸
※ R reference dimension of R thread after screwing in

* øD1 是最大直径。
* øD1 are maximum diameters.

接 头
Connector

KQ2 系列　KQ2 series
双管 T 形接头 :KQ2T(密封垫密封)
Double tube T-joint:KQ2T(gasket seal)

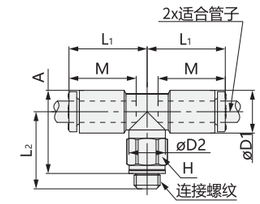

适合管子外径 mm	货号（PN）	型号 (Model)	连接螺纹 M	H (六角对边)	øD*1	∅ D2	L1	L2	A	M	有效截面积 (mm)		最小孔径	重量 (Weight)
											尼龙	聚氨酯		
∅ 2	1.Y13167	KQ2T02-M3G	M3x0.5	5.5	5.8	5.5	12.6	12.5	12.8	11.9	-	0.9	1.2	1.9g
	1.Y13168	KQ2T02-M5A	M5x0.8	7	5.8	5.5	12.6	13	12.9	11.9	-	0.9	1.4	3g
∅ 3.2	1.Y13169	KQ2T23-M3G	M3x0.5	7	7.1	7	15.3	13.8	14.7	13.3	0.9	0.9	1.2	3.1g
	1.Y13170	KQ2T23-M5A	M5x0.8	7	7.1	7	15.3	14.3	14.8	13.3	3.2	2.7	2.5	3.5g
∅ 4	1.Y13171	KQ2T04-M3G	M3x0.5	7	8.2	7	15.4	14.3	15.8	13.3	0.9	0.9	1.2	3.4g
	1.Y01536	KQ2T04-M5A	M5x0.8	7	8.2	7	15.4	14.8	15.9	13.3	4.5	4.5	2.5	3.9g
	1.Y13172	KQ2T04-M6A	M6x1.0	8	8.2	7	15.4	15.8	15.9	13.3	4.5	4.5	2.5	4.9g
∅ 6	1.Y03052	KQ2T06-M5A	M5x0.8	7	10.4	7	14.5	16.5	18.7	13.3	4.5	4.5	2.5	4.4g
	1.Y13173	KQ2T06-M6A	M6x1.0	8	10.4	7	14.5	17.5	18.7	13.3	4.5	4.5	2.5	5.4g

* øD1 是最大直径。
* øD1 are maximum diameters.

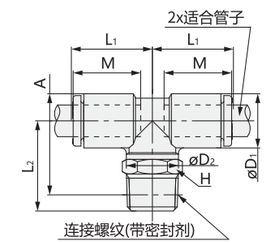

适合管子外径 mm	货号（PN）	型号 (Model)	连接螺纹 R	H (六角对边)	øD*1	∅ D2	L1	L2	A※	M	有效截面积 (mm)		最小孔径	重量 (Weight)
											尼龙	聚氨酯		
∅ 3.2	1.Y13174	KQ2T23-01AS	1/8	10	7.1	10	14.5	16.6	17.1	13.3	3.4	2.9	2.5	5.2g
	1.Y13175	KQ2T23-02AS	1/4	14	7.1	10	14.5	21.1	20	13.3	3.4	2.9	2.5	14.7g
∅ 4	1.Y13176	KQ2T04-01AS	1/8	10	8.2	10	14.8	16.2	17.2	13.3	6	4.1	3	5.5g
	1.Y13177	KQ2T04-02AS	1/4	14	8.2	10	14.8	21.7	21.1	13.3	6	4.1	3	15g
∅ 6	1.Y05154	KQ2T06-01AS	1/8	10	10.4	10	15.5	17.3	19.4	13.3	13.9	11	4.5	6.1g
	1.Y13178	KQ2T06-02AS	1/4	14	10.4	10	15.5	22.8	23.3	13.3	13.9	11	4.5	15.6g
	1.Y13179	KQ2T06-03AS	3/8	17	10.4	10	15.5	24.1	24.2	13.3	13.9	11	4.5	27.4g
∅ 8	1.Y13180	KQ2T08-01AS	1/8	10	13.2	10	16.4	18.7	22.2	14.2	14	14	4.5	7.9g
	1.Y13181	KQ2T08-02AS	1/4	14	13.2	12	17.2	25.4	27.3	14.2	26.3	18.2	6	19.4g
	1.Y13182	KQ2T08-03AS	3/8	17	13.2	12	17.2	25.5	27	14.2	26.3	18.2	6	26.5g
∅ 10	1.Y13183	KQ2T10-01AS	1/8	12	15.9	12	18.6	23.5	28.4	15.6	21.6	14.9	6	13.9g
	1.Y13184	KQ2T10-02AS	1/4	17	15.9	17	19.3	28.6	31.9	15.6	35.2	25	7.5	24.3g
	1.Y13185	KQ2T10-03AS	3/8	17	15.9	17	19.3	29.5	32.4	15.6	35.2	25	7.5	24.8g
	1.Y13186	KQ2T10-04AS	1/2	22	15.9	17	19.3	33.5	35.1	15.6	35.2	25	7.5	47.3g
∅ 12	1.Y13187	KQ2T12-02AS	1/4	17	18.5	17	21.5	29.9	34.5	17	57.2	45.2	9	27.3g
	1.Y13188	KQ2T12-03AS	3/8	17	18.5	17	21.5	30.8	35	17	57.2	45.2	9	28g
	1.Y13189	KQ2T12-04AS	1/2	22	18.5	17	21.5	34.8	37.7	17	57.2	45.2	9	50.4g
∅ 16	1.Y13190	KQ2T16-02AS	1/4	17	23.8	17	25.1	32.6	39.8	20.6	57.2	57.2	9	35.5g
	1.Y13191	KQ2T16-03AS	3/8	22	23.8	21	27.1	35.4	42.2	20.6	71	58.9	11	47.7g
	1.Y13192	KQ2T16-04AS	1/2	22	23.8	21	27.1	34.1	39.6	20.6	100	58.9	13	51.4g

※ R 螺纹拧入后的参考尺寸
※ R reference dimension of R thread after screwing in
* øD1 是最大直径。
* øD1 are maximum diameters.

接头
Connector

KQ2 系列 KQ2 series

T 形接管 :KQ2T
T-shaped connection :KQ2T

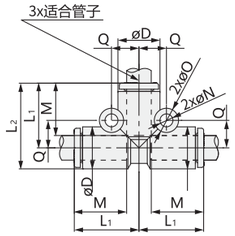

适合管子外径 mm	货号（PN）	型号 (Model)	øD*	L_1	L_2	M	Q	øO	øN	有效截面积（mm）		最小孔径	重量 (Weight)
										尼龙	聚氨酯		
∅ 2	1.Y13193	KQ2T02-00A	5.8	12.9	15.8	11.9	4.5	6	3.2	-	0.9	1.4	1.4g
∅ 3.2	1.Y13194	KQ2T23-00A	7.1	14.9	18.5	13.3	5.4	6	3.2	3.4	2.9	2.5	2.3g
∅ 4	1.Y03077	KQ2T04-00A	8.2	15.3	19.4	13.3	5.7	6	3.2	6.4	4.4	3	2.8g
∅ 6	1.Y03076	KQ2T06-00A	10.4	16.3	21.5	13.3	6.8	6	3.2	13.4	10.6	4.5	3.8g
∅ 8	1.Y00761	KQ2T08-00A	13.2	18.2	24.8	14.2	8.4	8	4.2	25.6	17.7	6	7g
∅ 10	1.Y13195	KQ2T10-00A	15.9	20.6	28.6	15.6	9.6	8	4.2	40	28.4	7.5	11g
∅ 12	1.Y13196	KQ2T12-00A	18.5	23	32.3	17	10.7	8	4.2	57.4	45.4	9	15.7g
∅ 16	1.Y13197	KQ2T16-00A	23.8	28.6	40.5	20.6	13.4	8	4.2	100	58.9	13	29.8g

KQ2 系列 KQ2 series

T 形接管 :KQ2T
T-shaped connection :KQ2T

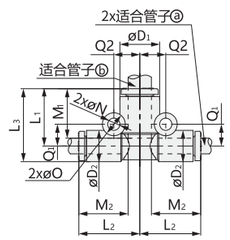

适合管子外径 mm		货号 (PN)	型号 (Model)	$øD_1^*$	$øD_2$	L_1	L_2	L_3	M_1	M_2	Q_1	Q_2	øO	øN	有效截面积（mm）		最小孔径	重量 (Weight)
ⓐ	ⓑ														尼龙	聚氨酯		
∅ 3.2	∅ 4	1.Y13198	KQ2T23-04A	8.2	7.1	14.9	15.3	18.5	13.3	13.3	5.4	5.8	6	3.2	3.8	3.5	2.5	2.6g
∅ 4	∅ 6	1.Y04160	KQ2T04-06A	10.4	8.2	15.3	16.3	19.4	13.3	13.3	5.7	6.8	6	3.2	7.1	6.6	3	3.3g
∅ 6	∅ 8	1.Y04159	KQ2T06-08A	13.2	10.4	17.2	17.3	22.4	14.2	13.3	7.3	8.4	8	4.2	16.4	16.4	4.5	5.3g
∅ 8	∅ 10	1.Y07561	KQ2T08-10A	15.9	13.2	19.6	19.2	26.2	15.6	14.2	8.4	9.6	8	4.2	36	27.2	6	8.3g
∅ 10	∅ 12	1.Y13199	KQ2T10-12A	18.5	15.9	22	21.6	30	17	15.6	9.6	10.7	8	4.2	56	44.5	7.5	12.2g
∅ 12	∅ 16	1.Y13200	KQ2T12-16A	23.8	18.5	26.6	25	35.9	20.6	17	10.7	13.4	8	4.2	108.5	74	9	20.1g

KQ2 系列 KQ2 series

T 形接管 :KQ2T
T-shaped connection :KQ2T

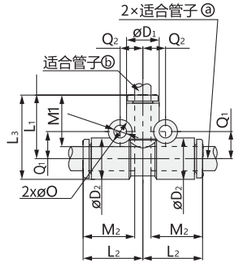

适合管子外径 mm		货号 (PN)	型号 (Model)	$øD_1^*$	$øD_2$	L_1	L_2	L_3	M_1	M_2	Q_1	Q_2	øO	øN	有效截面积（mm）		最小孔径	重量 (Weight)
ⓐ	ⓑ														尼龙	聚氨酯		
∅ 6	∅ 4	1.Y13201	KQ2T06-04A	8.2	10.4	16.3	15.3	21.5	13.3	13.3	6.8	5.7	6	3.2	6.4	4.4	3	2.5g
∅ 8	∅ 6	1.Y13202	KQ2T08-06A	10.4	13.2	17.3	17.2	23.9	13.3	14.2	8.4	7.3	8	4.2	13.4	10.6	4.5	6g
∅ 10	∅ 8	1.Y13203	KQ2T10-08A	13.2	15.9	19.2	19.6	27.2	14.2	15.6	9.6	8.4	8	4.2	25.6	17.7	6	9.5g
∅ 12	∅ 10	1.Y13204	KQ2T12-10A	15.9	18.5	21.6	22	30.9	15.6	17	10.7	9.6	8	4.2	40	28.4	7.5	13.4g

* $øD_1$ 是最大直径。
* $øD_1$ are maximum diameters.

接头
Connector

KQ2 系列 KQ2 series

Y 形接管 :KQ2U
Y-shaped connection :KQ2U

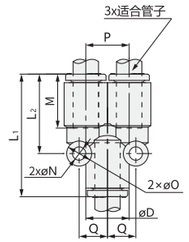

适合管子外径 mm	货号（PN）	型号 (Model)	øD*	L_1	L_2	P	M	Q	øO	øN	有效截面积 (mm)		最小孔径	重量 (Weight)
											尼龙	聚氨酯		
∅ 2	1.Y13205	KQ2U02-00A	5.8	25.8	16.1	5.8	11.9	4.5	6	3.2	-	0.9	1.2	1.4g
∅ 3.2	1.Y13206	KQ2U23-00A	7.1	28.9	18	7.1	13.3	5.2	6	3.2	3.4	2.9	2.5	2.3g
∅ 4	1.Y02601	KQ2U04-00A	8.2	29	18.2	8.2	13.3	5.7	6	3.2	4.2	4.2	3	2.8g
∅ 6	1.Y02600	KQ2U06-00A	10.4	30.1	19.4	10.4	13.3	6.8	6	3.2	13.4	10.6	4.5	3.8g
∅ 8	1.Y03078	KQ2U08-00A	13.2	33.2	22.3	13.2	14.2	8.7	8	4.2	25.6	17.7	6	7g
∅ 10	1.Y13207	KQ2U10-00A	15.9	37.1	25	15.9	15.6	10.1	8	4.2	40	28.4	7.5	11g
∅ 12	1.Y13208	KQ2U12-00A	18.5	41.1	27.8	18.5	17	11.4	8	4.2	57.4	45.4	9	15.7g
∅ 16	1.Y13209	KQ2U16-00A	23.8	51.5	35	23.8	20.6	14	8	4.2	113	60	13	29.8g

* øD 是最大直径。
* øD are maximum diameters.

KQ2 系列 KQ2 series

Y 形接管 :KQ2U
Y-shaped connection :KQ2U

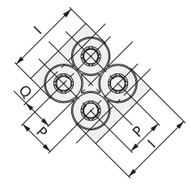

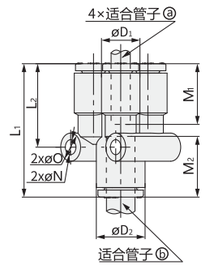

适合管子外径 mm		货号 (PN)	型号 (Model)	$øD_1^*$	$øD_2$	L_1	L_2	P	I	M_1	M_2	Q	øO	øN	有效截面积 (mm)		最小孔径	重量 (Weight)
ⓐ	ⓑ														尼龙	聚氨酯		
∅ 4	∅ 6	1.Y06909	KQ2UD04-06A	8.2	10.4	29.2	18.2	8.2	16.6	13.3	13.3	6.8	6	3.2	4.2	4.2	3	5.4g
∅ 6	∅ 8	1.Y08529	KQ2UD06-08A	10.4	13.2	32	20.5	10.4	21	13.3	14.2	8.2	6	3.2	13.4	10.6	4.5	8.1g

* $øD_1$、$øD_2$ 是最大直径。
* $øD_1$、$øD_2$ are maximum diameters.

接 头
Connector

AS 系列　ASseries

弯头型节流阀
Elbow type throttle valve

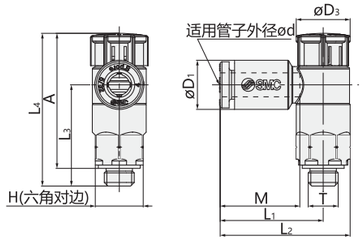

(mm)

Ø d	型号 (Model)	T	H	øD1	øD3	L1	L2	L3	L4(1)		A(2)		M	进气节流 (PN)	排气节流 (PN)	重量 (Weight)
									解锁	锁定	解锁	锁定				
Ø 2	As12 □ 1F-M5-02A	M5x0.8	8	5.8	9.4	15.8	20.3	16.9	26.5	25.4	23.5	22.4	11.9	1.Y13218	1.Y13222	5g
Ø 3.2	As12 □ 1F-M5-23A	M5x0.8	8	7.2	9.4	17.2	21.7	16.9	26.5	25.4	23.5	22.4	13.3	1.Y13219	1.Y13223	5g
Ø 4	As12 □ 1F-M5-04A	M5x0.8	8	8.2	9.4	17.2	21.7	16.9	26.5	25.4	23.5	22.4	13.3	1.Y13220	1.Y13224	5g
Ø 6	As12 □ 1F-M5-06A	M5x0.8	8	10.4	9.4	18.6	23.1	16.5	26.5	25.4	23.5	22.4	13.3	1.Y13221	1.Y03830	6g

□记号 /0 排气节流、1 进气节流　Symbol/0 exhaust throttling, 1 intake throttling

(1) 参考尺寸　Reference Size
(2) 螺纹拧入后的参考尺寸　Reference dimension of R thread after screwing in

AS 系列　ASseries

弯头型节流阀 (密封剂)
Elbow type throttle valve(sealant)

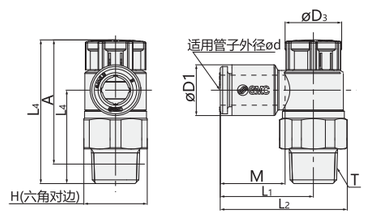

(mm)

Ø d	型号 (Model)	T	H	øD1	øD3	L1	L2	L3	L4(1)		A(2)		M	进气节流 (PN)	排气节流 (PN)	重量 (Weight)
									解锁	锁定	解锁	锁定				
Ø 3.2	AS22 □ 1F-01-23SA	1/8	13	7.2	12	19.1	26.2	19.1	30.6	29.2	27.5	26.1	13.3	1.Y13225	1.Y13246	9g
Ø 4	AS22 □ 1F-01-04SA	1/8	13	8.2	12	19.1	26.2	19.1	30.6	29.2	27.5	26.1	13.3	1.Y13226	1.Y13247	9g
Ø 6	AS22 □ 1F-01-06SA	1/8	13	10.4	12	19.1	26.2	19.1	30.6	29.2	27.5	26.1	13.3	1.Y13227	1.Y05040	10g
Ø 8	AS22 □ 1F-01-08SA	1/8	13	13.2	12	22.4	29.5	19.1	30.6	29.2	27.5	26.1	14.2	1.Y13228	1.Y13248	11g
Ø 10	AS22 □ 1F-01-10SA	1/8	13	15.9	12	25.3	32.4	19.1	30.6	29.2	27.5	26.1	15.6	1.Y13229	1.Y13249	12g
Ø 3.2	AS22 □ 1F-02-23SA	1/4	17	7.2	13	20.9	30.2	22.6	36.6	35	31.1	29.5	13.3	1.Y13230	1.Y13250	18g
Ø 4	AS22 □ 1F-02-04SA	1/4	17	8.2	13	20.9	30.2	22.6	36.6	35	31.1	29.5	13.3	1.Y13231	1.Y13251	18g
Ø 6	AS22 □ 1F-02-06SA	1/4	17	10.4	13	23.4	32.7	22.6	36.6	35	31.1	29.5	13.3	1.Y13232	1.Y06906	18g
Ø 8	AS22 □ 1F-02-08SA	1/4	17	13.2	13	23.9	33.2	22.6	36.6	35	31.1	29.5	14.2	1.Y13233	1.Y08260	19g
Ø 10	AS22 □ 1F-02-10SA	1/4	17	15.9	13	26.9	36.2	22.6	36.6	35	31.1	29.5	15.6	1.Y13234	1.Y13252	20g
Ø 6	AS32 □ 1F-02-06SA	1/4	19	10.4	16.6	21.8	32.1	36.4	50	48.4	44.5	42.9	13.3	1.Y13235	1.Y13253	40g
Ø 8	AS32 □ 1F-02-08SA	1/4	19	13.2	16.6	22.7	33	36.4	50	48.4	44.5	42.9	14.2	1.Y13236	1.Y13254	41g
Ø 10	AS32 □ 1F-02-10SA	1/4	19	15.9	16.6	26.7	37	35.7	50	48.4	44.5	42.9	15.6	1.Y13237	1.Y13255	42g
Ø 12	AS32 □ 1F-02-12SA	1/4	19	18.5	16.6	29.7	40	34.5	50	48.4	44.5	42.9	17	1.Y13238	1.Y13256	43g
Ø 6	AS32 □ 1F-03-06SA	3/8	19	10.4	16.6	21.8	32.1	28.7	42.3	40.7	37.1	35.5	13.3	1.Y13239	1.Y13257	31g
Ø 8	AS32 □ 1F-03-08SA	3/8	19	13.2	16.6	22.7	33	28.7	42.3	40.7	37.1	35.5	14.2	1.Y13240	1.Y13258	31g
Ø 10	AS32 □ 1F-03-10SA	3/8	19	15.9	16.6	26.7	37	28	42.3	40.7	37.1	35.5	15.6	1.Y13241	1.Y13259	32g
Ø 12	AS32 □ 1F-03-12SA	3/8	19	18.5	16.6	29.7	40	26.8	42.3	40.7	37.1	35.5	17	1.Y13242	1.Y13260	34g
Ø 10	AS42 □ 1F-04-10SA	1/2	24	15.9	18.8	27.4	40.3	36.2	50.8	49.2	43.7	42.1	15.6	1.Y13243	1.Y13261	54g
Ø 12	AS42 □ 1F-04-12SA	1/2	24	18.5	18.8	30.8	43.7	35.1	50.8	49.2	43.7	42.1	17	1.Y13244	1.Y13262	56g
Ø 16	AS42 □ 1F-04-16SA	1/2	24	23.8	18.8	34.8	47.7	32.7	50.8	49.2	43.7	42.1	20.6	1.Y13245	1.Y13263	60g

□记号 /0 排气节流、1 进气节流　Symbol/0 exhaust throttling, 1 intake throttling

(1) 参考尺寸　Reference Size
(2) 螺纹拧入后的参考尺寸　Reference dimension of R thread after screwing in

接 头
Connector

AS 系列　ASseries

直通型节流阀
Straight-through throttle valve

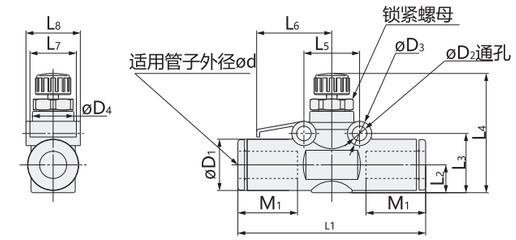

(mm)

适合管子外径 mm	货号（PN）	型号 (Model)	øD1	øD2	øD3	øD4	L1	L2	L3	L4(1)		L5	L6	L7	L8	M1	重量 (Weight)
										MAX.	MIX.						
Ø 2	1.Y13264	AS1002F-02	6	3.2	5	6	25.4	3.4	7.9	20.9	18.4	11	9.8	5	6.7	8.8	3g
Ø 3.2	1.Y13265	AS1002F-23	8.4	3.3	5.5	9.1	36	4.4	11.1	23.8	21	11	15.4	8.8	9.8	12.7	5g
Ø 4	1.Y04457	AS1002F-04	9.3	3.3	5.5	9.1	37	5.1	11.8	24.5	21.7	11	15.4	8.8	10.1	12.7	5.5g
Ø 6	1.Y04777	AS1002F-06	11.6	3.3	5.5	9.1	39.5	6.1	12.8	25.5	22.7	11	15.4	8.8	12.3	13.5	6.5g
Ø 4	1.Y13266	AS2002F-04	9.3	3.3	5.5	10	40.7	5.2	12.3	28.9	25.4	12.6	17	10.5	11.5	12.5	8.5g
Ø 6	1.Y13267	AS2002F-06	11.6	3.3	5.5	10	42.5	6.3	13.4	30	26.5	12.6	17	10.5	12.3	13.5	9.5g
Ø 6	1.Y13268	AS2052F-06	12.8	4.3	7.8	14	53.2	6.7	16.3	34.5	29.5	17	22.8	12	15.7	17	19g
Ø 8	1.Y13269	AS2052F-08	15.2	4.3	7.8	14	57.2	8	17.6	35.8	30.8	17	22.8	12	16.1	18	22g
Ø 6	1.Y13270	AS3002F-06	13.2	4.3	8	19.3	59	7.4	19.3	38.6	33.6	22	25	12	20.5	17	36g
Ø 8	1.Y13271	AS3002F-08	15.2	4.3	8	19.3	65	8.2	20.1	39.4	34.4	22	25	12	20.5	18	38g
Ø 10	1.Y13272	AS3002F-10	18.5	4.3	8	19.3	70.8	9.8	21.7	41	36	22	25	12	20.5	21	42g
Ø 12	1.Y13273	AS3002F-12	20.9	4.3	8	19.3	76	10.9	22.8	42.1	37.1	22	25	12	22.1	22	44g
Ø 10	1.Y13274	AS4002F-10	18.5	4.3	8	25	76.9	10.3	22.7	51.6	44.1	28	33	14	26.2	21	76g
Ø 12	1.Y13275	AS4002F-12	21.7	4.3	8	25	81.3	11.3	23.7	52.6	45.1	28	33	14	26.2	22	82g

□记号 /0 排气节流、1 进气节流　Symbol/0 exhaust throttling, 1 intake throttling

(1) 参考尺寸　Reference Size
(2) 螺纹拧入后的参考尺寸　Reference dimension of R thread after screwing in

接 头
Connector

KC 系列 KCseries

直通接头 :KCH
Straight joint :KCH

<M5 的场合 >

<R 的场合 >

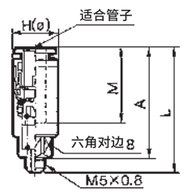

<M5 的场合 >

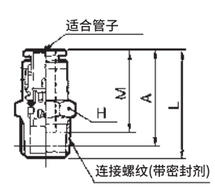

<R 的场合 >

适合管子外径 mm	货号（PN）	型号 (Model)	连接螺纹 M	H (六角对边)	L	A	M	有效截面积（mm）		重量 (Weight)
								尼龙	聚氨酯	
⌀ 4	1.Y03525	KCH04-M5	M5x8	9.8	30.8	27.3	18	2.1	2.1	1.5g
	1.Y13286	KCH04-01S	1/8	10	26.1	22.1	18	2.6	2.6	2g
⌀ 6	1.Y03524	KCH06-M5	M5x0.8	11.8	32.4	28.9	19.5	2.4	2.4	2.4g
	1.Y13287	KCH06-01S	1/8	12	37.5	33.4	19	6.8	6.8	2.7g
⌀ 8	1.Y13288	KCH08-01S	1/8	14	42.4	38.4	21.5	16.2	13.1	2.9g

※ R 螺纹拧入后的参考尺寸
※ R reference dimension of R thread after screwing in

KQ2 系列 KQ2series

堵头 :KQ2P
Plug :KQ2P

适合管子尺寸 ød	货号 (PN)	型号 (Model)	øD*	L	A	重量 (Weight)
⌀ 2	1.Y13210	KJP-02	3	17	10.4	0.1g
⌀ 3.2	1.Y13211	KQ2P-23	5	31.5	18.2	1g
⌀ 4	1.Y13212	KQ2P-04	6	32	18.7	1g
⌀ 6	1.Y13213	KQ2P-06	8	35	21.7	1g
⌀ 8	1.Y13214	KQ2P-08	10	39	24.8	2g
⌀ 10	1.Y13215	KQ2P-10	12	43	27.4	3.5g
⌀ 12	1.Y13216	KQ2P-12	14	45.5	28.5	5g
⌀ 16	1.Y13217	KQ2P-16	20.9	47	26.4	8g

软管
Hoses

聚氨酯软管可通过快速接头输送压缩空气。
Polyurethane hose for compressed air suitable for use with push-in fittings.

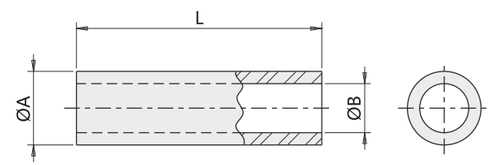

技术规格
Technical characteristics

T= -15 ~ +60° C
P= 0.8MPa

* 每盒长度为 100 米
* Each box is 100 meters in length.

货号（PN）	型号 (Model)	颜色 (Colour)	A (mm)	B (mm)	L (m)	Lm (g/m)
1.Y00824	AH4B	黑色 /Black	4	2.5	100	9g
1.Y03687	AH4BU	蓝色 /Blue	4	2.5	100	9g
1.Y00823	AH4G	绿色 / Green	4	2.5	100	9g
1.Y03686	AH4T	透明色 /Transparent	4	2.5	100	9g
1.Y00821	AH4Y	黄色 / Yellow	4	2.5	100	9g
1.Y00822	AH4R	红色 / Red	4	2.5	100	9g
1.Y05661	AH4O	橙色 /Orange	4	2.5	100	9g
1.Y00830	AH6B	黑色 / Black	6	4	100	19g
1.Y00829	AH6BU	蓝色 /Blue	6	4	100	19g
1.Y00825	AH6G	绿色 / Green	6	4	100	19g
1.Y00827	AH6T	透明色 /Transparent	6	4	100	19g
1.Y00828	AH6Y	黄色 / Yellow	6	4	100	19g
1.Y00826	AH6R	红色 / Red	6	4	100	19g
1.Y04640	AH6O	橙色 /Orange	6	4	100	19g
1.Y04478	AH8B	黑色 / Black	8	5	100	36g
1.Y00831	AH8BU	蓝色 /Blue	8	5	100	36g
1.Y04476	AH10B	黑色 / Black	10	6.5	100	54g
1.Y05660	AH10BU	蓝色 /Blue	10	6.5	100	54g

A [外径 - Outer diameter]
B [内径 - Inner diameter]
L [长度 - Lenght]
Lm [线重 - Linear mass]
P [操作压力范围 - Operating pressure range]
T [操作温度范围 - Operating temperature range]

型号(Model)	货号(PN)	页码(Page)
NR20ST	1.Y02115	331
NR30ST	1.Y03140	331
NR50ST	1.Y03141	331
P-10L	1.Y06200	331
P-20	1.Y04318	331
P-30	1.Y04310	331
P-50	1.Y06201	331
GT-NWR1	1.Y06202	332
GT-NWR10	1.Y06143	332
GT-NWR20	1.Y06144	332
GT-NWR30	1.Y06145	332
GT-NWS1	1.Y06146	332
GT-NWS10	1.Y02979	332
GT-NWS20	1.Y06147	332
GT-NWS30	-	333
GT-NB20(5-OSHI)	-	333
GT-NB20(5-HIKU)		333
GT-NB20(10-OSHI)		333
GT-NB20(10-HIKU)		333
GT-NB30(10-HIKU)		333
GT-NB20LW-10TM	1.Y06148	333
GT-NB30LW-10TM	1.Y04593	333
GT-NB20LW-10SM	1.Y06149	333
GT-NB30LW-10SM	1.Y06150	333
N3AP	1.Y05931	334
N5AP	1.Y00077	334
N7AP	1.Y00955	334
N10AP	1.Y01444	334
N10LAP	1.Y00956	334
N12AP	1.Y06167	334
N20AP	1.Y00060	334
N30AP	1.Y00062	334
N3AE	1.Y03037	334
N5AE	1.Y02106	334
N7AE	1.Y03325	334
N20AE	1.Y00057	334
N30AE	1.Y00061	334
NW10AJ	1.Y06168	334
N20AJ	1.Y00056	334
N20AJB	1.Y00033	334
NW20AJ	1.Y06169	334
N30AJ	1.Y00059	334
NW30AJ	1.Y06170	334
N10LAJ141	1.Y01176	335
N20AJL	1.Y00035	335
N20AB39	1.Y00028	335
N30AJ163	1.Y04313	335
N30AJL	1.Y00067	335
N7PF	1.Y06171	335
N10LPF	1.Y06172	335
N20PF	1.Y00065	335
N30PF	1.Y00058	335
N20AH	1.Y00032	335
N20AML1498	1.Y00047	336
N20AMR1499	1.Y00046	336
N10LAB152	1.Y06173	336
N20AA27	1.Y00030	336
N20AA239	1.Y00045	336
N20AB360	1.Y00042	336
N30AA114	1.Y00052	336
N30AL525	1.Y00050	336
N20AE1205	-	336
GT-NR30-N30PF_H	-	338
NR20-P	8.Y00113	339
NR20-P-D1	8.Y00113-D1	339
NR30-P	8.Y00237	339
NR30-P-D1	8.Y00237-D1	339

型号(Model)	货号(PN)	页码(Page)
NS20-P	8.Y00079	340
NS30-P	8.Y00080	340
NY10-P	8.Y00270	341
NY15-P	8.Y00249	341
NT-2010TM-P	8.Y00006	342
NT-2010SM-P	8.Y00003	342
GT-BH2060	8.Y00346	343
NBH2060	7.Y02019	344
GTC-001	8.Y01026	344

真空组件 Vacuum Module

型号(Model)	NBR-55(黑色)	SI-55(透明)	HT1-60(蓝色)	页码(Page)
PFG-2-...	1.Y12953	1.Y12972	1.Y12991	346
PFG-3.5-...	1.Y12954	1.Y12973	1.Y12992	346
PFG-5-...	1.Y12955	1.Y12974	1.Y12993	346
PFG-6-...	1.Y12956	1.Y12975	1.Y12994	346
PFG-8-...	1.Y12957	1.Y12976	1.Y12995	346
PFG-10-...	1.Y12958	1.Y12977	1.Y12996	346
PFG-15-...	1.Y12959	1.Y12978	1.Y12997	346
PFG-20-...	1.Y12960	1.Y12979	1.Y12998	346
PFG-25-...	1.Y12961	1.Y12980	1.Y12999	346
PFG-30-...	1.Y12962	1.Y12981	1.Y13000	346
PFG-35-...	1.Y12963	1.Y12982	1.Y13001	346
PFG-40-...	1.Y12964	1.Y12983	1.Y13002	346
PFG-50-...	1.Y12965	1.Y12984	1.Y13003	346
PFG-60-...	1.Y12966	1.Y12985	1.Y13004	346
PFG-80-...	1.Y12967	1.Y12986	1.Y13005	346
PFG-95-...	1.Y12968	1.Y12987	1.Y13006	346
FGA-6-...	1.Y12937	1.Y12949	1.Y12951	347
FGA-11-...	1.Y12938	1.Y12288	1.Y12298	347
FGA-14-...	1.Y12939	1.Y12289	1.Y12299	347
FGA-16-...	1.Y12940	1.Y12290	1.Y12300	347
FGA-20-...	1.Y12941	1.Y12291	1.Y12301	347
FGA-22-...	1.Y12942	1.Y12292	1.Y12302	347
FGA-25-...	1.Y12943	1.Y12293	1.Y12303	347
FGA-33-...	1.Y12944	1.Y12294	1.Y12304	347
FGA-43-...	1.Y12945	1.Y12295	1.Y12305	347
FGA-53-...	1.Y12946	1.Y12296	1.Y12306	347
FGA-63-...	1.Y12947	1.Y12297	1.Y12307	347
FGA-78-...	1.Y12948	1.Y12950	1.Y12952	347
FG-3-...	1.Y12929	1.Y12931	1.Y12934	348
FG-4-...	1.Y12930	1.Y12932	1.Y12935	348
FG-5-...	1.Y12308	1.Y12319	1.Y12331	348
FG-7-...	1.Y12309	1.Y12320	1.Y12332	348
FG-9-...	1.Y12310	1.Y12321	1.Y12333	348
FG-12-...	1.Y12311	1.Y12322	1.Y12334	348
FG-14-...	1.Y12312	1.Y12323	1.Y12335	348
FG-18-...	1.Y12313	1.Y12324	1.Y12336	348
FG-20-...	1.Y12314	1.Y12325	1.Y12337	348
FG-25-...	1.Y12315	1.Y12326	1.Y12338	348
FG-32-...	1.Y12284	1.Y12327	1.Y11797	348
FG-42-...	1.Y12316	1.Y12328	1.Y12340	348
FG-52-...	1.Y12317	1.Y12329	1.Y12341	348
FG-62-...	1.Y12318	1.Y12330	1.Y12342	348
FG-88-...	1.Y12928	1.Y12933	-	348
PFYN-2-...	7.Y02131	7.Y02147	7.Y02163	349
PFYN-3.5-...	7.Y02132	7.Y02148	7.Y02164	349
PFYN-5-...	7.Y02133	7.Y02149	7.Y02165	349
PFYN-6-...	7.Y02134	7.Y02150	7.Y02166	349
PFYN-8-...	7.Y02135	7.Y02151	7.Y02167	349
PFYN-10-...	7.Y02136	7.Y02152	7.Y02168	349
PFYN-15-...	7.Y02137	7.Y02153	7.Y02169	349
PFYN-20-...	7.Y02138	7.Y02154	7.Y02170	349
PFYN-25-...	7.Y02139	7.Y02155	7.Y02171	349
PFYN-30-...	7.Y02140	7.Y02156	7.Y02172	349
PFYN-35-...	7.Y02141	7.Y02157	7.Y02173	349
PFYN-40-...	7.Y02142	7.Y02158	7.Y02174	349
PFYN-50-...	7.Y02143	7.Y02159	7.Y02175	349

型号(Model)	NBR-55(黑色)	SI-55(透明)	HT1-60(蓝色)	页码(Page)
PFYN-60-...	7.Y02144	7.Y02160	7.Y02176	349
PFYN-80-...	7.Y02145	7.Y02161	7.Y02177	349
PFYN-95-...	7.Y02146	7.Y02162	7.Y02178	349
PFYN-120-...	1.Y12969	1.Y12988	1.Y13007	349
PFYN-150-...	1.Y12970	1.Y12989	1.Y13008	349
PFYN-200-...	1.Y12971	1.Y12990	1.Y13009	349
FSGA-6-...	7.Y02179	7.Y02191	7.Y02203	350
FSGA-11-...	7.Y02180	7.Y02192	7.Y02204	350
FSGA-14-...	7.Y02181	7.Y02193	7.Y02205	350
FSGA-16-...	7.Y02182	7.Y02194	7.Y02206	350
FSGA-20-...	7.Y02183	7.Y02195	7.Y02207	350
FSGA-22-...	7.Y02184	7.Y02196	7.Y02208	350
FSGA-25-...	7.Y02185	7.Y02197	7.Y02209	350
FSGA-33-...	7.Y02186	7.Y02198	7.Y02210	350
FSGA-43-...	7.Y02187	7.Y02199	7.Y02211	350
FSGA-53-...	7.Y02188	7.Y02200	7.Y02212	350
FSGA-63-...	7.Y02189	7.Y02201	7.Y02213	350
FSGA-78-...	7.Y02190	7.Y02202	7.Y02214	350
FSG-3-...	7.Y02215	7.Y02230	7.Y02245	351
FSG-4-...	7.Y02216	7.Y02231	7.Y02246	351
FSG-5-...	7.Y02217	7.Y02232	7.Y02247	351
FSG-7-...	7.Y02218	7.Y02233	7.Y02248	351
FSG-9-...	7.Y02219	7.Y02234	7.Y02249	351
FSG-12-...	7.Y02220	7.Y02235	7.Y02250	351
FSG-14-...	7.Y02221	7.Y02236	7.Y02251	351
FSG-18-...	7.Y02222	7.Y02237	7.Y02252	351
FSG-20-...	7.Y02223	7.Y02238	7.Y02253	351
FSG-25-...	7.Y02224	7.Y02239	7.Y02254	351
FSG-32-...	7.Y02225	7.Y02240	7.Y02255	351
FSG-42-...	7.Y02226	7.Y02241	7.Y02256	351
FSG-52-...	7.Y02227	7.Y02242	7.Y02257	351
FSG-62-...	7.Y02228	7.Y02243	7.Y02258	351
FSG-88-...	7.Y02229	7.Y02244	7.Y02259	351
SGON-4x2-...	1.Y13068	1.Y13079	1.Y13090	352
SGON-7x3.5-...	1.Y13069	1.Y13080	1.Y13091	352
SGON-12x4-...	1.Y13070	1.Y13081	1.Y13092	352
SGON-15x5-...	1.Y13071	1.Y13082	1.Y13093	352
SGON-18x6-...	1.Y13072	1.Y13083	1.Y13094	352
SGON-24x8-...	1.Y13073	1.Y13084	1.Y13095	352
SGON-30x10-...	1.Y13074	1.Y13085	1.Y13096	352
SGON-45x15-...	1.Y13075	1.Y13086	1.Y13097	352
SGON-60x20-...	1.Y13076	1.Y13087	1.Y13098	352
SGON-75x25-...	1.Y13077	1.Y13088	1.Y13099	352
SGON-90x30-...	1.Y13078	1.Y13089	1.Y13100	352

型号(Model)	SI(透明)	SP(海绵)	页码(Page)
VSH-S2	1.Y07282	-	353
VSH-S4	1.Y07283	-	353
VSH-S6	1.Y07284	-	353
VSH-S8	1.Y07285	-	353
VSH-S10	1.Y07286	-	353
VSH-S12	1.Y07287	-	353
VSH-S15	1.Y07288	-	353
VSH-S20	1.Y07289	-	353
VSH-S25	1.Y07290	-	353
VSH-S30	1.Y07291	-	353
VSH-M4	1.Y07292	-	353
VSH-M6	1.Y07293	-	353
VSH-M8	1.Y07294	-	353
VSH-M10	1.Y07295	1.Y12885	353
VSH-M12	1.Y07296	1.Y12886	353
VSH-M15	1.Y07297	1.Y12887	353
VSH-M20	1.Y07298	1.Y07530	353
VSH-M25	1.Y07299	1.Y12888	353
VSH-M30	1.Y07300	1.Y07758	353
VSH-M40	1.Y07301	1.Y07894	353
VSH-M50	1.Y07302	1.Y07895	353
VSH2-S4	1.Y07303	-	354
VSH2-S6	1.Y07304	-	354
VSH2-S8	1.Y07305	-	354
VSH2-S10	1.Y07306	-	354
VSH2-S12	1.Y07307	-	354
VSH2-S15	1.Y07308	-	354
VSH2-S20	1.Y07309	-	354
VSH2-S25	1.Y07310	-	354
VSH2-S30	1.Y07311	-	354
VSH2-M6	1.Y07312	-	354
VSH2-M8	1.Y07313	-	354
VSH2-M10	1.Y07314	1.Y08294	354
VSH2-M12	1.Y07315	1.Y08295	354
VSH2-M15	1.Y07316	1.Y08296	354
VSH2-M20	1.Y07317	1.Y07929	354
VSH2-M25	1.Y07318	1.Y08349	354
VSH2-M30	1.Y07319	1.Y08056	354
VSH2-M35	1.Y07320	-	354
VSH2-M40	1.Y07321	1.Y08104	354
VSH2-M50	1.Y07322	1.Y08105	354
VSH3-S6	1.Y07323	-	355
VSH3-S8	1.Y07324	-	354
VSH3-S10	1.Y07325	-	355
VSH3-S12	1.Y07326	-	355
VSH3-S15	1.Y07327	-	355
VSH3-M8	1.Y07328	-	355
VSH3-M10	1.Y07329	1.Y09163	355
VSH3-M12	1.Y07330	1.Y09162	355
VSH3-M15	1.Y07331	1.Y09161	355
VSH3-M20	1.Y07332	1.Y08134	355
VSH3-M25	1.Y07333	1.Y09065	355
VSH3-M30	1.Y07334	1.Y08167	355
VSH3-M40	1.Y07335	1.Y08168	355
VSH3-M50	1.Y07336	1.Y08234	355

型号(Model)	货号(PN)	页码(Page)
SAF-30-G3/8AG	1.Y13010	356
SAF-30-G3/8IG	1.Y13011	356
SAF-40-G3/8AG	1.Y13012	356
SAF-40-G3/8IG	1.Y13013	356
SAF-50-G3/8AG	1.Y13014	356
SAF-50-G3/8IG	1.Y13015	356
SAF 60-G3/8AG	1.Y13016	356
SAF-60-G3/8IG	1.Y13017	356
SAF -80-G3/8AG	1.Y13018	356
SAF -80-G3/8IG	1.Y13019	356
SAF-100-G3/8AG	1.Y13020	356
SAF-100-G3/8IG	1.Y13021	356
SAF-125-G3/8IG	1.Y13023	356
SAOF-50x16-G3/8AG	1.Y13024	357
SAOF-50x16-G3/8IG	1.Y13025	357
SAOF-60x23-G3/8AG	1.Y13026	357
SAOF-60x23-G3/8IG	1.Y13027	357
SAOF-90x30-G3/8AG	1.Y13028	357
SAOF-90x30-G3/8IG	1.Y13029	357
SAOF-80x40-G3/8AG	1.Y13030	357
SAOF-80x40-G3/8IG	1.Y13031	357
SAOF-100x50-G3/8AG	1.Y13032	357
SAOF-100x50-G3/8IG	1.Y13033	357
SAOF-120x60-G3/8AG	1.Y13034	357
SAOF-120x60-G3/8IG	1.Y13035	357
SAOF-140x70-G3/8IG	1.Y13037	357
SAB-22-G3/8AG	1.Y13038	358
SAB-22-G3/8IG	1.Y13039	358
SAB-30-G3/8AG	1.Y13040	358
SAB-30-G3/8IG	1.Y13041	358
SAB-40-G3/8AG	1.Y13042	358
SAB-40-G3/8IG	1.Y13043	358
SAB-50-G3/8AG	1.Y13044	358
SAB-50-G3/8IG	SAB-50-G3/8IG	358
SAB-60-G3/8AG	SAB-60-G3/8AG	358
SAB-60-G3/8IG	1.Y13047	358
SAB-80-G3/8AG	1.Y13048	358
SAB-80-G3/8IG	1.Y13049	358
SAB-100-G3/8AG	1.Y13050	358
SAB-100-G3/8IG	1.Y13051	358
SAB-125-G3/8AG	1.Y13052	358
SAB-125-G3/8IG	1.Y13053	358
SAOB-60x30-G3/8AG	1.Y13054	359
SAOB-60x30-G3/8IG	1.Y13055	359
SAOB-80x40-G3/8AG	1.Y13056	359
SAOB-80x40-G3/8IG	1.Y13057	359
SAOB-110x55-G3/8AG	1.Y13058	359
SAOB-110x55-G3/8IG	1.Y13059	359
SAOB-140x70-G3/8IG	1.Y13061	359

型号(Model)	货号(PN)	页码(Page)
VM02-G18	7.Y00703	360
VM04-G14	7.Y00709	360
VM06-G14	7.Y00768	360
VM07-G18	7.Y00767	360
VM08-M8	1.Y05275	360
VM09-M5	1.Y05274	360
VM10-G18	7.Y00902	361
VM11-G18	1.Y12762	361
VM11-M5	1.Y05327	361
VM12-M5	7.Y00762	361
VM13-M5	7.Y00761	361
VM14-M5	7.Y00760	361
VM15-G18	7.Y00759	362
VM16-G18	7.Y00758	362
VM17-G18	7.Y00757	362
VM18-M5	1.Y05314	362
VM20-G14	4.Y00058	362
VM21-M5	1.Y01986	362
VM22-M5	1.Y05790	363
VM23-G18	7.Y00900	363
VM24-G18	7.Y00898	363
VM25-M3	7.Y00928	363
VM27-M5	1.Y01097	363
VM28-M8	7.Y00475	363
VM29-M5	7.Y01036	363
VM30-G18	7.Y01037	364
VM31-M5	7.Y01038	364
VM32-G18	7.Y01039	364
VM33-M5	7.Y01040	364
VM34-G18	7.Y01041	364
VM35-M5	7.Y01042	365
VM36-G18	7.Y01043	365
VM37-M5	7.Y01044	365
VM38-G18	7.Y01045	365
VM39-M5	7.Y01046	365
VM40-G18	7.Y01047	365
VM41-G14	7.Y01048	366
VM10-G18F	7.Y02013	366
VM-G18M-M10M	7.Y00808	367
VM-G14M-M10M	7.Y00756	367
VM-G18M-M5F	7.Y00755	367
VM-G18M-M8F	7.Y00754	367
VM-M5M-M8F	7.Y00473	367
VM-M5M-G18F	7.Y00474	367
VM-G14M-M8F	7.Y00476	368
VFN1011-M5	8.Y00064	370
VFN1021-M5	8.Y00321	370
VFN1421-G18	8.Y00065	370
VFN1436-G1	8.Y00322	370
VFN2026-G18	8.Y00066	370

型号(Model)	货号(PN)	页码(Page)
VFN2051-G18	8.Y00067	370
VFNT1011-M5	8.Y00068	370
VFNT1021-M5	8.Y00323	370
VFNT1421-G18	8.Y00204	370
VFNT1621-G18	8.Y00383	370
VFNT1436-G18	8.Y00324	370
VFNT1636-G18	8.Y00384	370
VFNT2026-G18	8.Y00205	370
VFNT2051-G18	8.Y00206	370
VFR1011-M5	8.Y00060	371
VFR1021-M5	8.Y00325	371
VFR1421-G18	8.Y00061	371
VFR1436-G18	8.Y00326	371
VFR2026-G18	8.Y00062	371
VFR2051-G18	8.Y00063	371
VFRT1011-M5	8.Y00074	371
VFRT1021-M5	8.Y00327	371
VFRT1421-G18	8.Y00075	371
VFRT1621-G18	8.Y00381	371
VFRT1436-G18	8.Y00328	371
VFRT1636-G18	8.Y00382	371
VFRT2026-G18	8.Y00076	371
VFRT2051-G18	8.Y00077	371
VM-05F05F	8.Y02101	372
VM-14F14F	8.Y02100	372
VM-18F18F	8.Y02099	372
VFE1011-M5	8.Y00070	373
VFE1021-M5	8.Y00371	373
VFE1421-G18	8.Y00071	373
VFE1436-G18	8.Y00372	373
VFE2026-G18	8.Y00072	373
VFE2051-G18	8.Y00073	373
VFET1011-M5	8.Y00069	373
VFET1021-M5	8.Y00374	373
VFET1421-G18	8.Y00228	373
VFET1621-G18	8.Y00379	373
VFET1436-G18	8.Y00375	373
VFET1636-G18	8.Y00380	373
VFET2026-G18	8.Y00229	373
VFET2051-G18	8.Y00230	373
VFC2030-G18	8.Y00313	374
VFCT1620-M5	8.Y00277	374
VFCT2030-G18	8.Y00314	374
VFG20-10	8.Y00207	375
VFG20-20	8.Y00337	375
VFG30-20	8.Y00338	375
VMGD30-20	8.Y00451	375
VFST-5M10	8.Y00283	376
VFST-10M10	8.Y00284	376
VFST-20M10	8.Y00285	376
VFST-30M10	8.Y00286	376
VFS-0508	8.Y00287	376
VFS-0512	8.Y00288	376
VFS-1008	8.Y00289	376
VFS-1012	8.Y00007	376
VFS-2008	8.Y00290	376
VFS-2012	8.Y00008	376
VFS-3008	8.Y00291	376
VFS-3012	8.Y00292	376
VFMT-5M12	8.Y00293	376
VFMT-10M12	8.Y00294	376
VFMT-20M12	8.Y00295	376
VFMT-30M12	8.Y00296	376
VFM-512	8.Y00297	376
VFM-520	8.Y00298	376
VFM-1012	8.Y00299	376
VFM-1020	8.Y00300	376